

File name: \\NA.AECOM\NET\COM\LF5\EMEA\EDINBURGH\UKED\4DCS\PROJECTS\60723924_SHT_L\HALL_TO_PRESTONPANS\600_CAD_GIS\910_CAD\20-SHEETS\60723924-SHT-DES-CD-0700-P1-001-006
UPDATED CONCEPT DESIGN-OPTION 1.DWG
Last saved by: SAMI TULLOCH Last Plotted: 2025-08-03

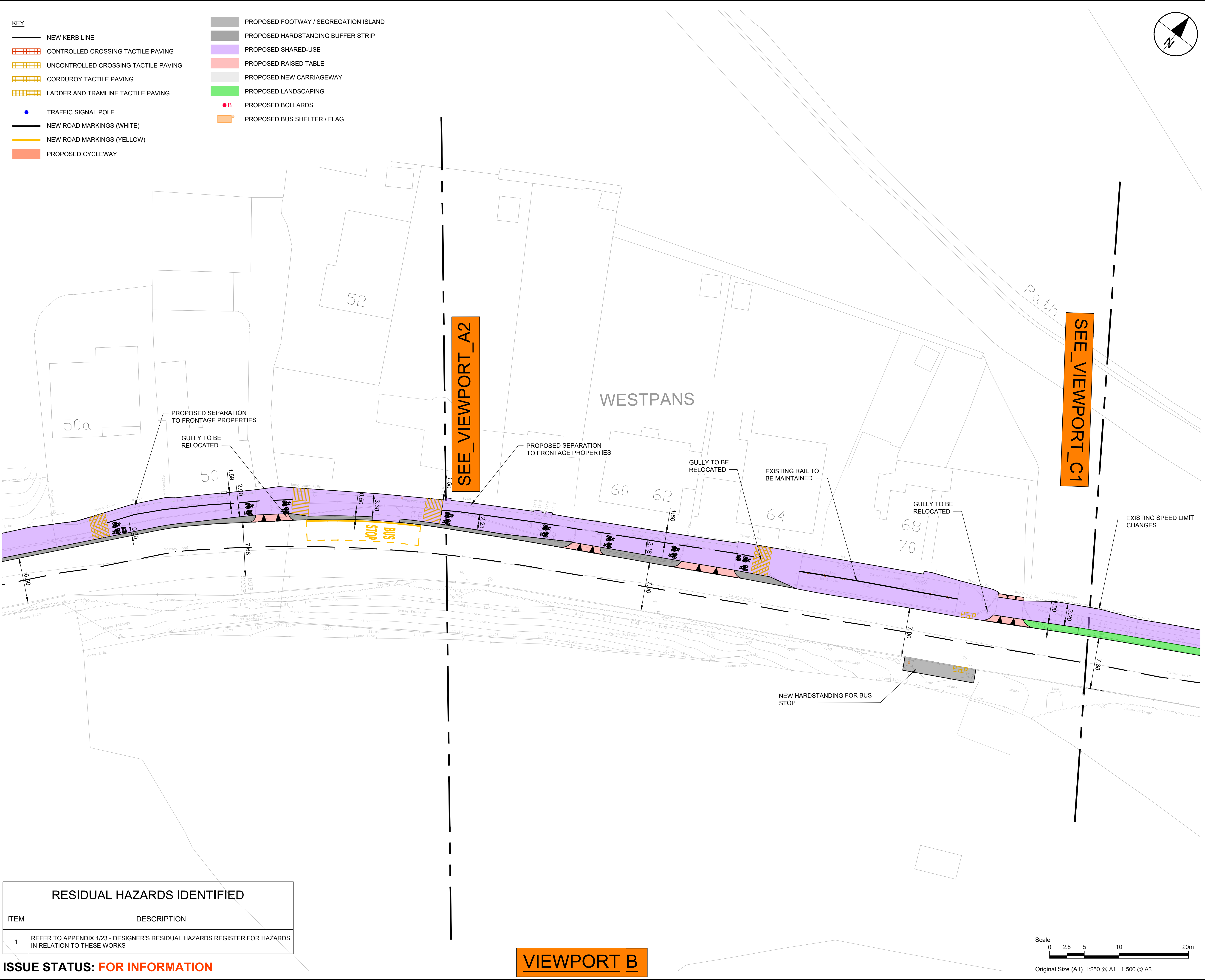
ISO A1 594mm x 841mm

Approved: PM

Checked: ST

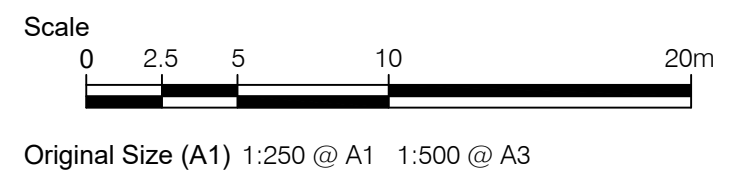
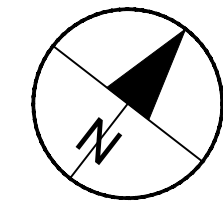
Designer: FJ

Project Management Initials:



RESIDUAL HAZARDS IDENTIFIED	
ITEM	DESCRIPTION
1	REFER TO APPENDIX 1/23 - DESIGNER'S RESIDUAL HAZARDS REGISTER FOR HAZARDS IN RELATION TO THESE WORKS

ISSUE STATUS: **FOR INFORMATION**



This drawing has been prepared for the use of AECOM's client. It may not be used, modified, reproduced or relied upon by third parties, except as agreed by AECOM or as required by law. AECOM accepts no responsibility, and denies any liability whatsoever, to any party that uses or relies on this drawing without AECOM's express written consent. Do not scale this document. All measurements must be obtained from the stated dimensions.

AECOM

PROJECT

Levenhall to Prestonpans Concept Design

CLIENT

CONSULTANT

AECOM
1 Tanfield
EDINBURGH, EH3 5DA
+44 (0) 131 301 8600 tel
+44 (0) 131 301 8699 fax
www.aecom.com

NOTES

- ALL DIMENSIONS ARE IN METRES UNLESS STATED OTHERWISE. ALL LEVELS ARE IN METRES AND RELATE TO ORDNANCE DATUM.
- DO NOT SCALE FROM ANY DRAWING. WORK TO FIGURED DIMENSIONS ONLY.
- ALL WORKS BY THE CONTRACTOR MUST BE CARRIED OUT IN SUCH A WAY THAT ALL REQUIREMENTS UNDER THE HEALTH AND SAFETY AT WORK ACT ARE SATISFIED.
- ALL WORK IS TO BE CARRIED OUT IN COMPLIANCE WITH THE REQUIREMENTS OF THE STATUTORY AUTHORITIES AND CONSTRUCTION DESIGN AND MANAGEMENT REGULATIONS.

ISSUE/REVISION

NO	DATE	DESCRIPTION
A	27/08/2025	CLIENT UPDATES
-	14/08/2025	CLIENT UPDATES
I/R	DATE	DESCRIPTION

KEY PLAN

PROJECT NUMBER

60726596

SHEET TITLE

LEVENHALL TO PRESTONPANS
SHARED USE PATH
SHEET 2 OF 6

SHEET NUMBER

60723924-SHT-DES-CD-0701-002