


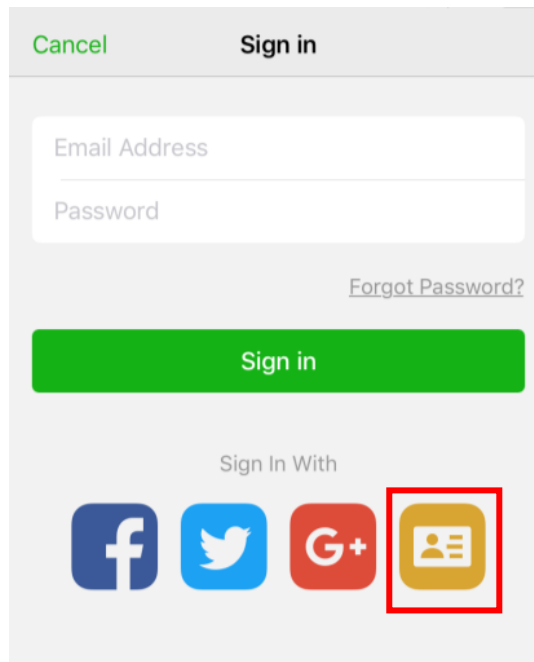
Easy Step by Step how to guide.....

App Users

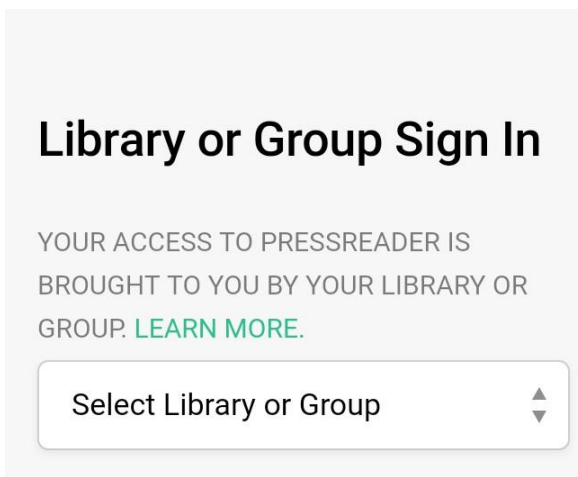

1. Download the Pressreader App from your App Store/ Play Store, open and select the sign in from the black tool bar located at the bottom or side of the screen.



2. A pop up box will appear, select the yellow Library and Group button.

A light grey pop-up box with a "Cancel" button in green at the top left and a "Sign in" button in green at the top right. Below the buttons are two input fields: "Email Address" and "Password". A link "Forgot Password?" is to the right of the "Password" field. Below the input fields is a large green "Sign in" button. At the bottom, it says "Sign In With" followed by four social media icons: Facebook, Twitter, Google+, and a yellow "Library and Group" icon which is highlighted with a red square.

3. Search for your library name, East Lothian and select.


A light grey screen with the title "Library or Group Sign In" in bold. Below the title is the text "YOUR ACCESS TO PRESSREADER IS BROUGHT TO YOU BY YOUR LIBRARY OR GROUP. [LEARN MORE.](#)" At the bottom is a white button with the text "Select Library or Group" and a small up/down arrow icon.A search results screen. At the top is a search bar with "East Lothian" and a magnifying glass icon on the left and a close icon on the right. Below the search bar is a result for "Library - East Lothian" with the East Lothian Council logo and the text "13 locations, including 5A Meadowbank, Ormiston, East Lothian, EH35 5LQ". Below this is a promotional message: "Would you like complimentary access to PressReader? Visit or our partners and conr a PressReader HotSp Find the nearest Hot" followed by the East Lothian Council logo.

4. Log in with your Library Membership Number.

- If you have a Library Membership number beginning with a B, enter the B and the 9 digits.
- If you have a 16 digit Smartcard number enter the first 14 digits only
- If you have an Online Library Membership number beginning with, enter the H and the 7 digits.

Library or Group Sign In

YOUR ACCESS TO PRESSREADER IS BROUGHT TO YOU BY YOUR LIBRARY OR GROUP. [LEARN MORE.](#)



Library - East Lothian
13 locations,
including 5A
Meadowbank,
Ormiston, East
Lothian, EH35
5LQ

ENTER YOUR LIBRARY CARD NUMBER

Library card number
Required

☒ Stay signed in

5. Once logged in you will see a pop up box to confirm you now have access to the site for 30 days. However, if you have authenticated through the library WIFI you will have access for only 3 days.

Note: Once your access has expired you will need to log out and then back in again to reactivate your access.

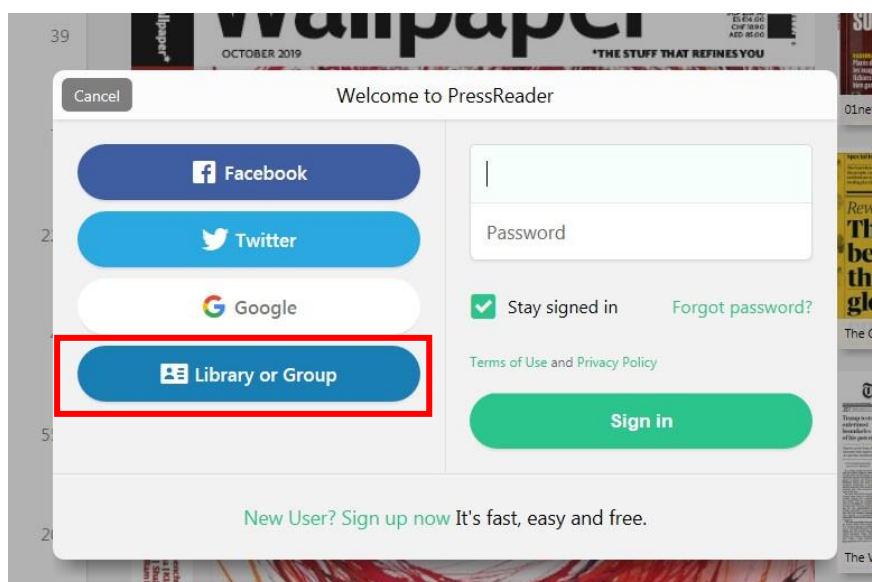
You can now browse and search for publications. Once you have opened your newspaper you will have the option to view in text view, listen to articles, change the language, share, and more!

Web Users

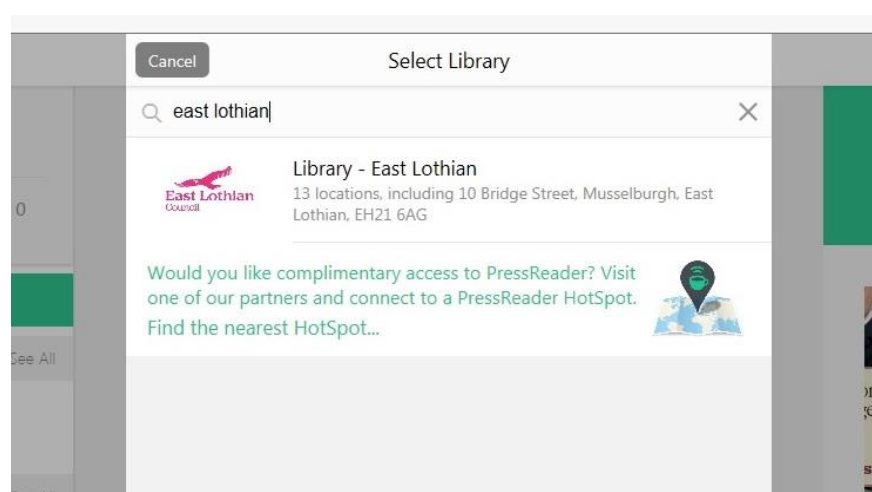
1. Visit www.pressreader.com and select sign in at the top right hand corner.



2. A pop up box will appear, select the blue Library and Group button.



3. Search for your library name, East Lothian and select.



4. Log in with your Library Membership Number.
 - If you have a Library Membership number beginning with a B, enter the B and the 9 digits.
 - If you have a 16 digit Smartcard number enter the first 14 digits only
 - If you have an Online Library Membership number beginning with H, enter the H and the 7 digits.

Cancel Library or Group Sign In

YOUR ACCESS TO PRESSREADER IS BROUGHT TO YOU BY YOUR LIBRARY OR GROUP. [LEARN MORE.](#)

Library - East Lothian
13 locations, including 10 Bridge Street, Musselburgh, East Lothian, EH21 6AG

ENTER YOUR LIBRARY CARD NUMBER

Library card number Required

☒ Stay signed in

Sign in

For assistance with your library card, please contact your library.

5. At this point you can create a personalised Pressreader account by completing the required fields. You will still be able to read articles if you decide not to do this. A personalised account just gives you access to more features such as sharing, commenting, voting (see page 6 for more information). If you do not wish to set up an account then click on "No Thanks"
6. Once logged in you will see a pop up box to confirm you now have access to the site for 30 days. However, if you have authenticated through the library hotspot you will have access for 3 days.



= this means you are logged into the site.

Cancel New User

Tell us a bit about yourself. We'll create a public nickname. You can change it later.

Password

First Name Last Name

Allow email communications:

☐ General updates
New titles, new features, and other cool updates.

☐ New issues and topic trends
Choose from your saved topics and favorite publications below.

By registering for a PressReader account, you agree to the [Terms of Use](#) and the [Privacy Policy](#)

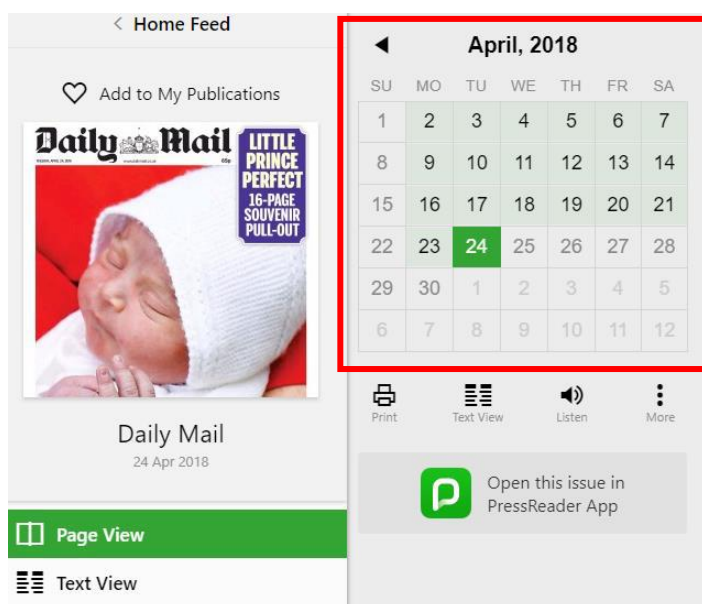
Create my account

No, thanks.
I don't want the awesome bonus account features.
Without an account, you can still read PressReader's entire catalog.

Existing User? [Please sign in](#)

Once your access has expired you will need to log back in to reactivate for a further 30 days access.

7. You can now browse publications from your home feed or select from the publications tab on the left hand side, select your preferred publication, and select your favourite newspaper and start reading!
8. Once you have opened your newspaper you will have the option to view in text view, listen to articles, change the language and more.



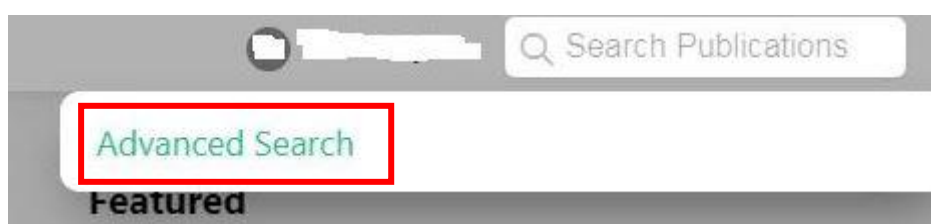
Search

Find news from newspapers and magazines that you already love and discover new publications with the cross title search feature at the top left hand of the screen.

If you are looking for stories on a particular topic, set day or time frame you can use **Advanced Search**.

You can also filter your search by language, date, where keywords located and by author.

Within a newspaper or magazine, you can also read back issues by using the calendar.



Personalising PressReader

A personal PressReader account allows you to take advantage of a much richer selection of features that will further enhance your reading experience. You can:

Customise your **Home Feed** to be as unique as your reading interests by:

Following: Updates from people that interest you

Topics that interest you, such as politics, technology, sustainability or fitness

Country: Choose from over 100 different countries around the globe

Sections from specific publications: Increase the quality and relevance of your news feed with your favourite Sports, Business, Technology or Entertainment news

Readers' Choice: A great way to discover interesting news you might not otherwise see

Set up **Email Alerts** when new articles are published that relate to a topic of interest

The screenshot displays the PressReader app's home feed. On the left is a sidebar menu with the following sections:

- Articles Read Today:** 11 articles, with icons for bookmarks, likes, shares, and a plus sign.
- Home feed:** The active section, highlighted in green.
- FOLLOWING:** Shows 'No updates'.
- MY TOPICS:** Shows 'libraries' with 'Top Stories' and '+18' items.
- TOP STORIES:** A list of countries and languages: UK (English), Canada (French), Australia (English), and Argentina (Spanish).
- SECTIONS:** A list of categories: Sports, Entertainment, and Opinion, each with a dropdown arrow.

The main content area is titled 'New Issues(1)' and features a large image of 'THE SCOTSMAN' newspaper front page. The headline reads: 'Johnson set for last-ditch talks as no deal looms'. Below the image, the date 'Thu, 10 Oct 2019' is shown. A table of contents for the issue is displayed:

FRONT PAGE	1
FEATURES	14
FRIENDS OF THE SCOTSMAN /	32

Below the newspaper image, there is a quote: 'If you tire of reading about perfection, there's always my life to consider...'. To the right of the main content area, there are two smaller news snippets:

- Turkey begins drive against U.S. allies in Syria:** Sourced from 'The Washington Post'.
- Far-right gunman kills two in Germany:** Sourced from 'The Daily Telegraph'.
- Calif. ... util...** (partially visible snippet).

Share, Discuss and Save

Share articles with friends, family, colleagues and your legion of adoring social media followers

Copy stories into your Evernote, OneNote, or Instapaper accounts with just one click

Print articles in hardcopy or save them as PDFs

Vote on viewpoints being presented in an article by supporting or opposing them

Listen to today's news by using the PressReader audio function which will read articles out to you

Translate articles into 17 languages including French, German, Polish and Russian.


Comment on articles and view the comments and profiles of others who also had something to say. Through their profiles you will discover other articles they have saved which may be of interest to you as well

Save to Collection - Mark articles for future reference and organise them into Collections. One of the benefits of saved stories is that they are always accessible to you even when the publication from which they originated is no longer available

View **Similar Articles** to get a new perspective on the same topic

Bond book is a record breaker

[+5 more](#) by GEORGE MAIR



Sale of rare first edition book world record
A RARE first edition of Ian Fleming's first novel, at an auction in Edinburgh, has sold for a whopping £55,000 – a world record. The book, published by Jonathan Cape in 1953, was written by Fleming at his Goldeneye estate in Jamaica.

A first edition copy of the James Bond book *Casino Royale* has sold at auction for a whopping £55,000 – a world record. Ian Fleming's first novel sold for the highest price paid at auction for a 007 title.

A RARE first edition of Ian Fleming's first 007 novel, *Casino Royale*, has sold for £55,000 at an auction in Edinburgh, setting a new world record.

The book, published by Jonathan Cape in 1953, was written by Fleming at his Goldeneye estate in Jamaica.

Related Stories

Rare Bond book sells for world record
Western Daily Press 10 Oct 2019

Casino Royale fetches £55,000
Daily Mail 10 Oct 2019

£55k is Royale result
Daily Star 10 Oct 2019

al with activists

nshire) 10 Oct 2019

s and clear the streets,

t 2019

JS 'KETTLED' BY COPS

orna Greenwood, 32, who organised the event, said: "We're ringing the youngest lives who will be affected by the climate crisis to the heart of Westminster."

Extinction Rebellion protester Dr Larch Maxey said: "The climate and ecological emergency affects us all, so it is essential that we all come together to solve it."

"We cannot do that with a government that is criminally neglecting to tackle the huge problem of aviation."

"Mass peaceful civil disobedience is essential to force our government to take the necessary action before it is too late."

Write a comment...



Share



Comment



Save



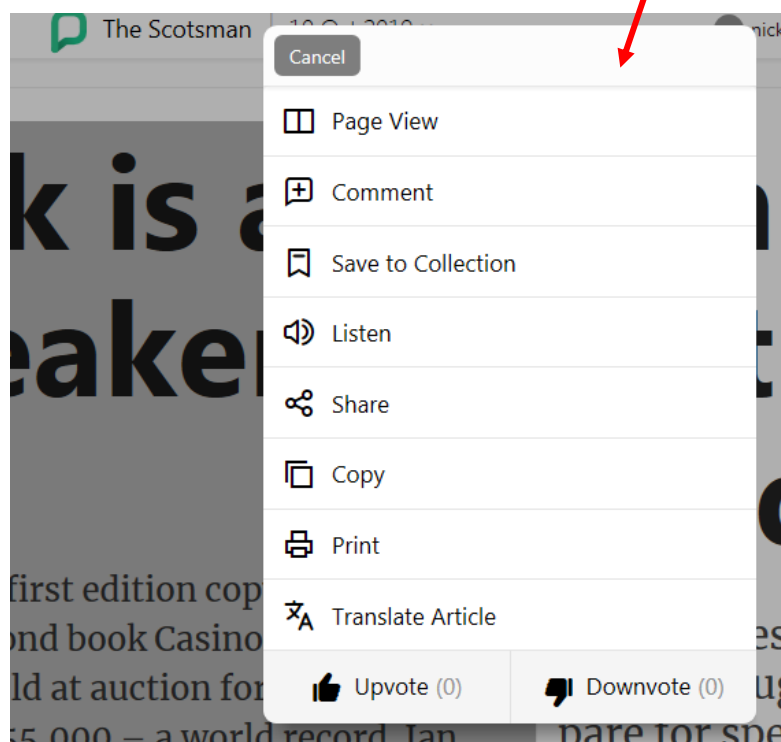
More



Upvote



Downvote

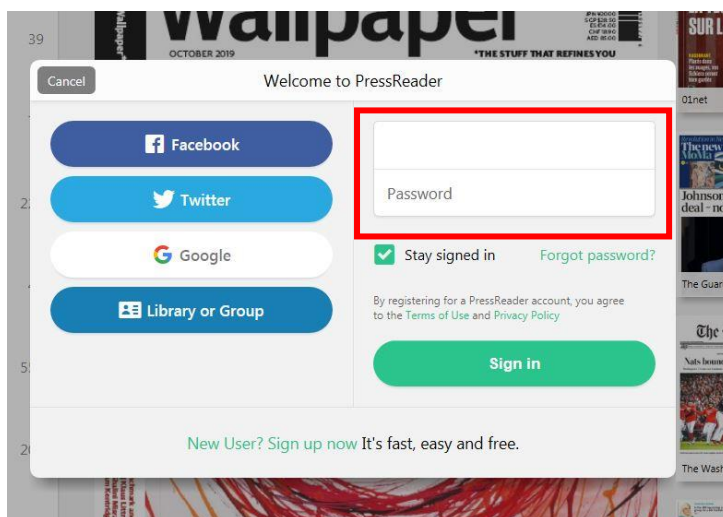


How to link Pressreader account to library membership number

Web Users

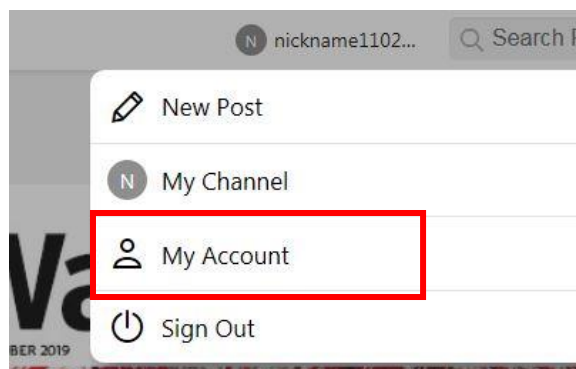
If you previously created a personalised account for Pressreader, you can link your library membership number to your account.

1. Go to www.pressreader.com and sign into your Pressreader account using your email and password that you created when initially setting up your Pressreader account and then click Sign in.



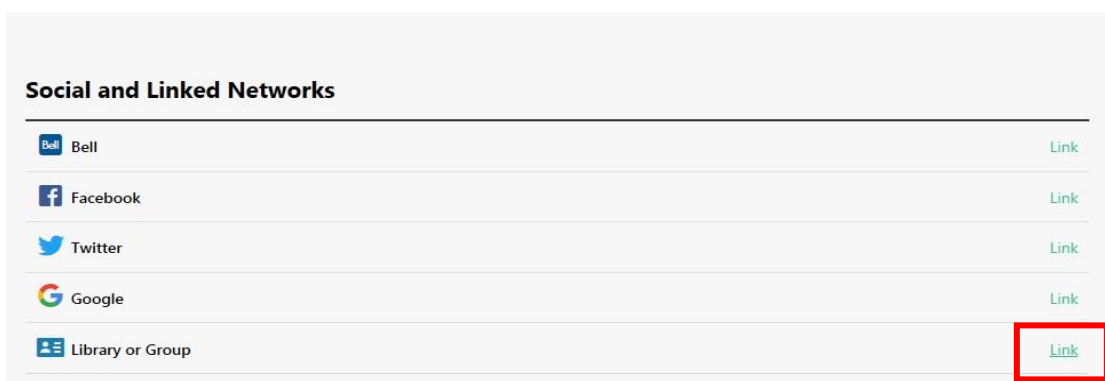
Step 1

2. Once logged into Pressreader, go to top right hand side of screen and click on your name or nickname, and then select 'My Account'.



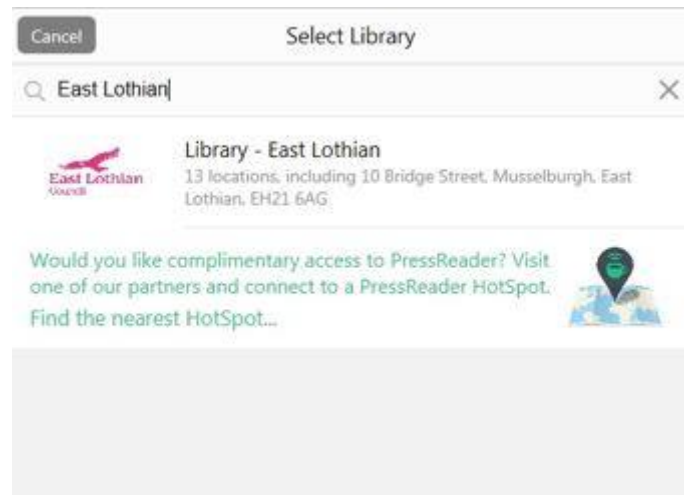
Step 2

3. Once into 'My Account' and click on Link next to Library or Group.



Step 3

4. Search for East Lothian and select.



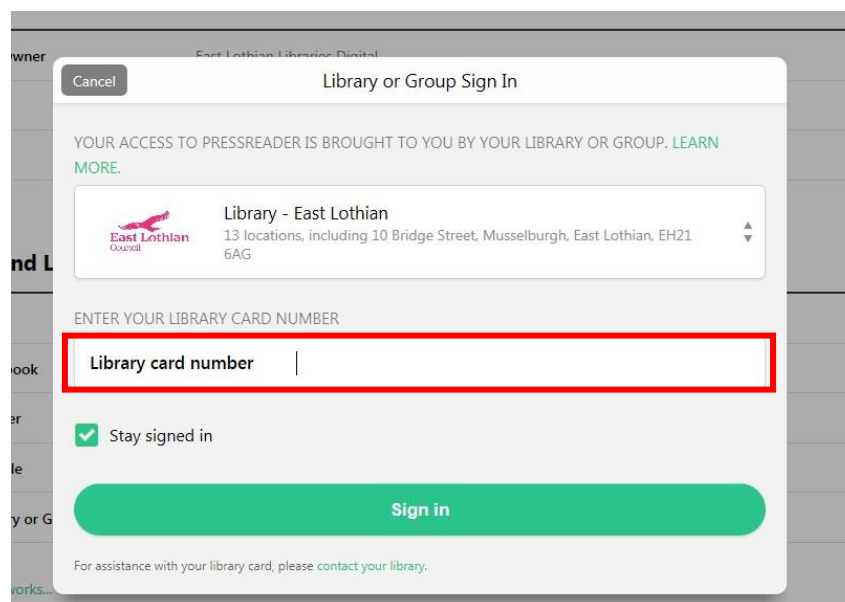
Step 4

5. Enter your library membership number and click sign in.

If you have a Membership Number beginning with B, enter the B and the 9 numbers

If you have a 16-digit Smartcard Number, enter the first 14 digits only (with no spaces)

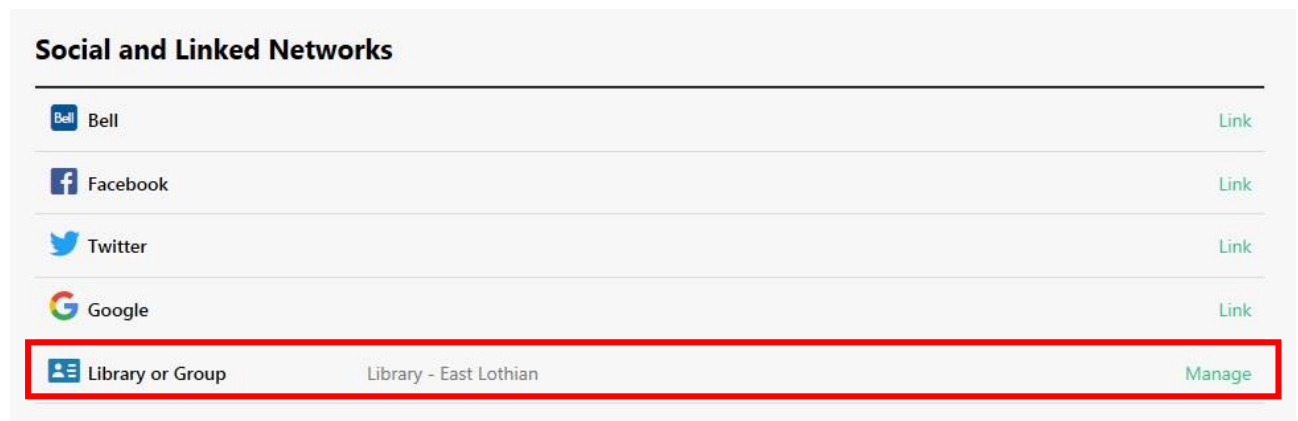
If you have an Online Membership number beginning with H, enter the H and the 7 numbers



Step 5

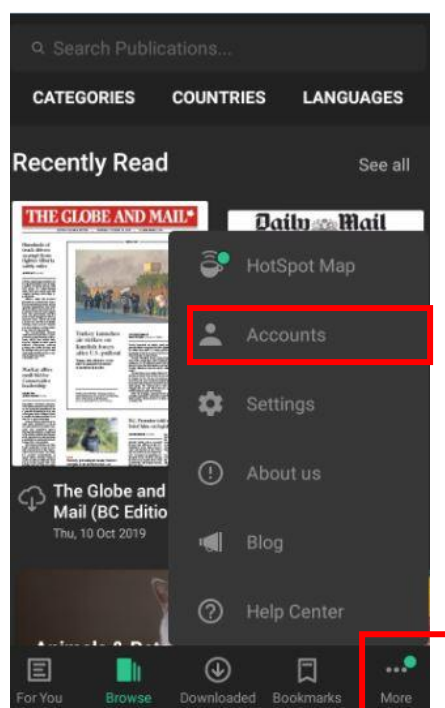
You will then see that your account has been linked.

Note: When the 30 days access expires you will need to log back in with your library card number to reactivate.



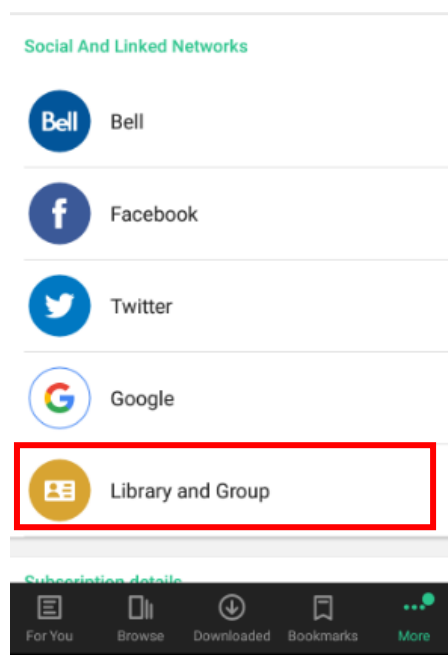
How to link Pressreader account to library membership number – App Users

1. Sign into your Pressreader App using your email and password that you created when initially setting up your Pressreader account
2. Go into 'Account' – depending on your device this may be at the left hand side or bottom of screen and you might need to click on 'More' first then look for 'Account'.



Step 2

3. Once into 'Account', you are looking to see a section called 'Social and Linked Networks' and click on 'Library or Group' in this section.



Step 3

4. Search for East Lothian and select.
5. Then enter your library membership number and click Sign in.

If you have a Membership Number beginning with B, enter the B and the 9 numbers

If you have a 16-digit Smartcard Number, enter the first 14 digits only (with no spaces)


If you have an Online Membership number beginning with H, enter the H and the 7 numbers

Your Library membership card should now be linked to your personalised account.

Note: When the 30 days access expires you will need to log back in with your library card number to reactivate.

Library or Group Sign In

YOUR ACCESS TO PRESSREADER IS BROUGHT TO YOU BY YOUR LIBRARY OR GROUP. [LEARN MORE.](#)



Library - East Lothian

13 locations, including 5A Meadowbank, Ormiston, East Lothian, EH35 5LQ

ENTER YOUR LIBRARY CARD NUMBER

Library card number

Required

☒ Stay signed in

Step 5

