

# Musselburgh a statistical overview

# Population

**24998 people live in the Musselburgh area**

- 19,008 live in Musselburgh
- 3,631 in Wallyford
- 1,198 in Whitecraig

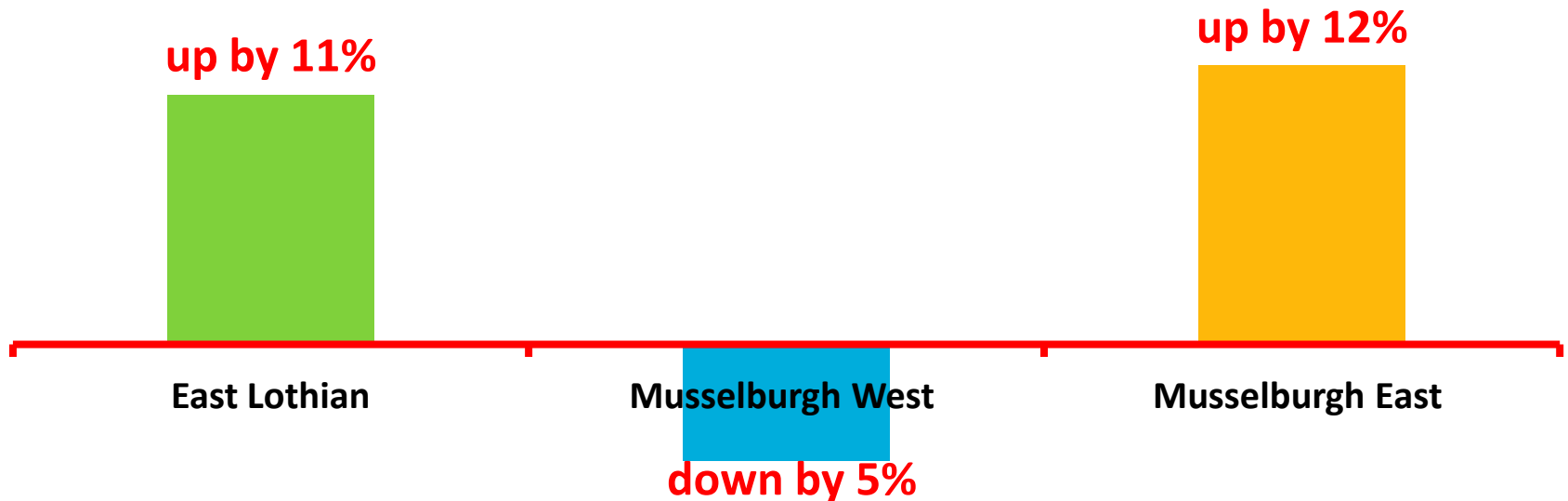
**Almost  $\frac{1}{4}$  of the population of East Lothian**

# Population growth

Between 2001 and 2011 the population of East Lothian grew by almost 11%

- Across Musselburgh the population grew much slower – increasing by just 7%

**But the growth has not been even across the area:**



# Population – age

	Musselburgh East	Musselburgh West	East Lothian	Scotland
children & young people	18%	16%	19%	17%
working age (16-64 yrs)	67%	67%	63%	66%
pensionable age (65+)	15%	17%	18%	17%

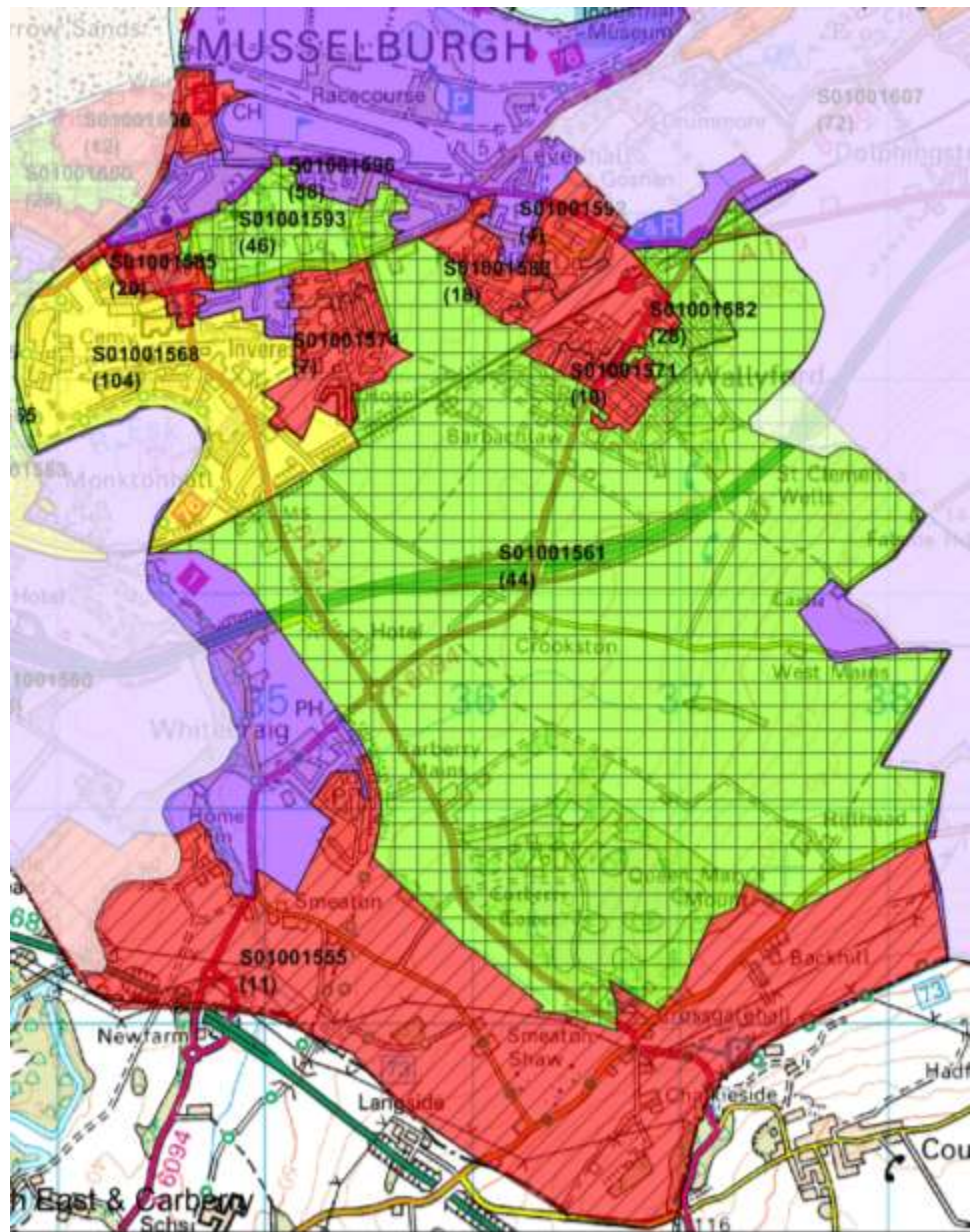
- Wallyford has a higher proportion of children than other areas – 22%
- Whitecraig has a lower proportion of people aged 65 or over – 14%

# 4 key objectives of The East Lothian Plan

- 1. To reduce inequalities across and within our communities**
- 2. To support people to develop the resilience they need to lead a fulfilling life**
- 3. To develop a sustainable economy across the area**
- 4. To ensure safe and vibrant communities**

# Measuring Deprivation

- There are 32 datazones across the Musselburgh area
- 10 of East Lothian's 20% most deprived datazones (i.e. of the lowest ranked 24 datazones) are in the Musselburgh area;
- 1 datazone in Wimpey is among the 20% most deprived in Scotland.
- 5 data zones in Musselburgh are within the 20% least deprived in East Lothian



# Tackling poverty

- average household income varies by almost £300 per week between the most affluent areas and the least.
  - **2/3 of all households have weekly incomes below East Lothian average**
- 9 of the 20 datazones across East Lothian with the highest levels of Child Poverty are in the Musselburgh area
- **20% of the population of the Musselburgh area are classed as income deprived** – significantly above the rate for East Lothian (11%) or Scotland (13%).

# Health inequalities

In East Lothian life expectancy is higher than across Scotland as a whole

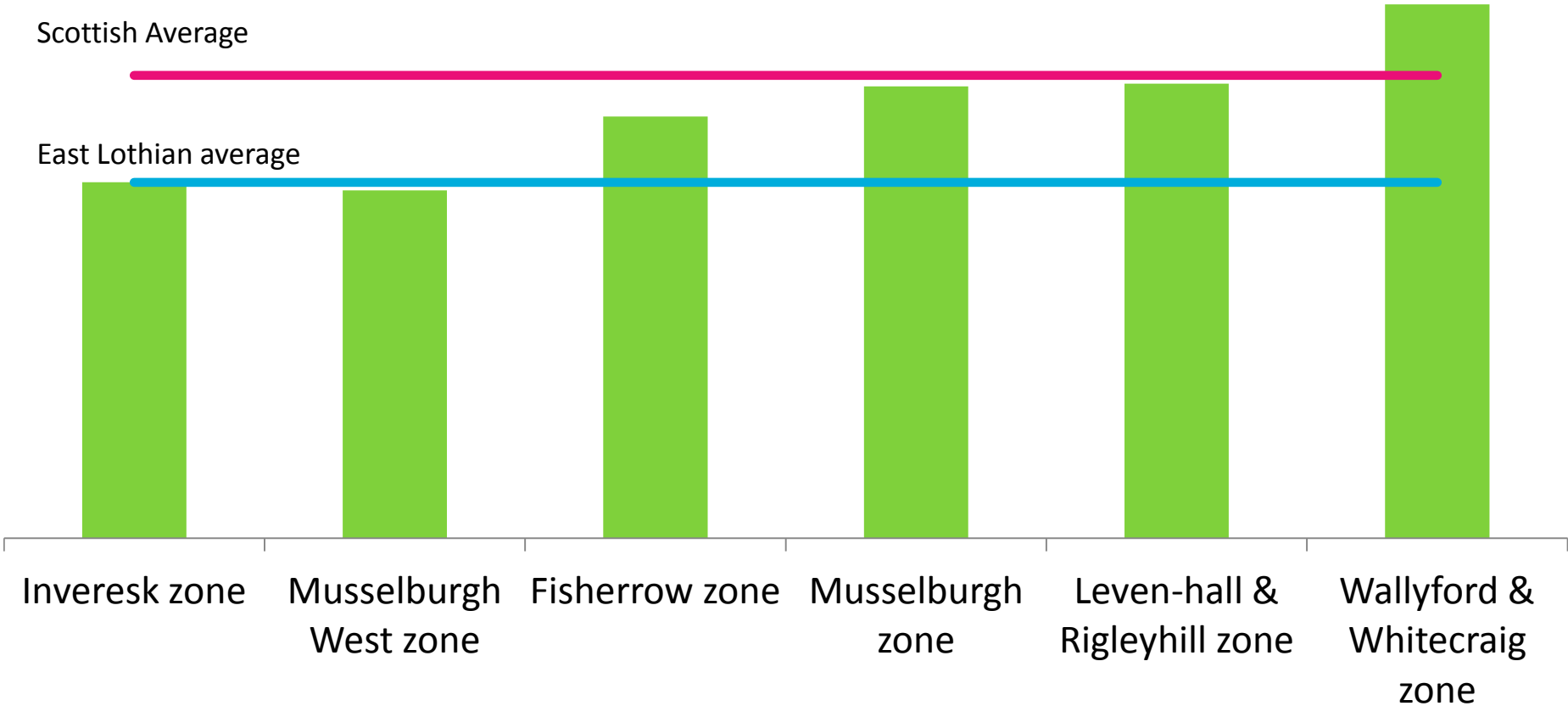
But there is a difference in life expectancy of

- **more than 6 ½ years for men**
- **over 7 years for women**

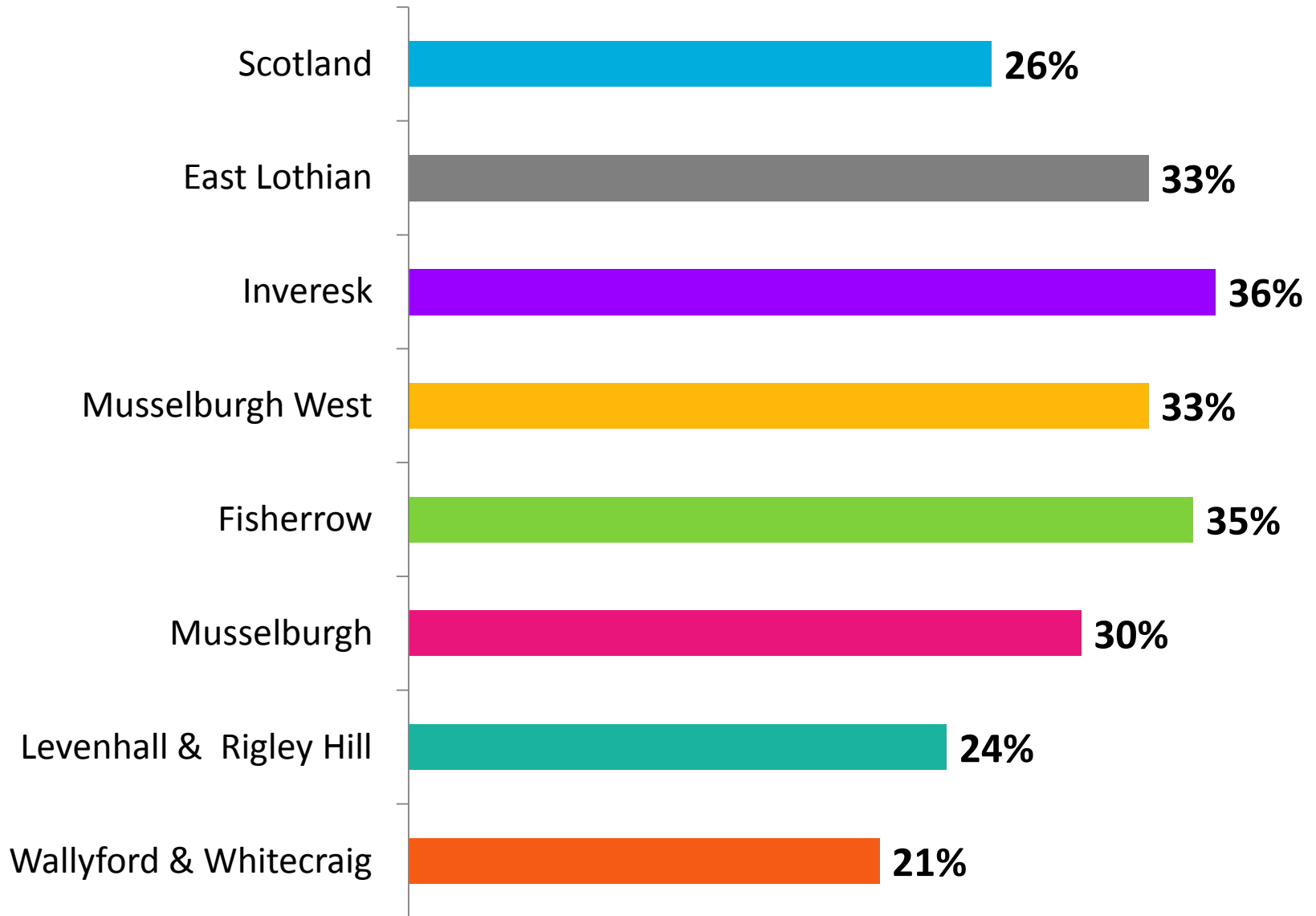
between different parts of the Musselburgh area.



Combined hospital admissions for a range of life-style related illnesses are higher than average in most areas of Musselburgh.



## Babies exclusively breast fed at the 6-8 week review



# Inclusion

Across East Lothian 1.7% of the population define themselves as being from Minority Ethnic Backgrounds

- **in Musselburgh East this rises to 2.1%**
- **in Musselburgh West it rises again to 3.4%**

Almost 5% of Secondary School aged pupils living in this area are declared or assessed as disabled, more than double the average rate across East Lothian

There are almost 300 people over 65 years of age suffering from dementia living in this community

- **by 2031 this number is expected to grow to over 470**

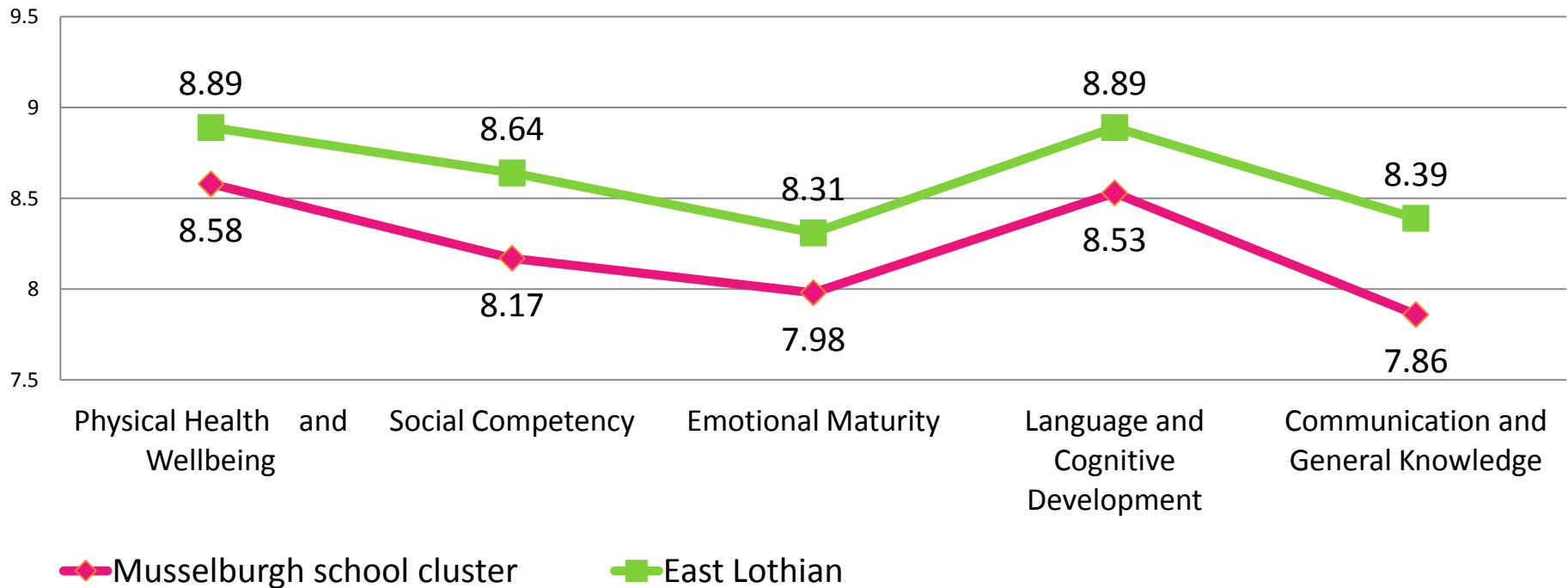
# RESILIENT PEOPLE

- **That children have the best start in life**
- **That young people have the opportunity to succeed**
- **That people have the skills, confidence and capacity to make positive change in their lives and their communities**

# children

P1 pupils from across the area scored below the East Lothian average in relation to their readiness to learn upon entering school.

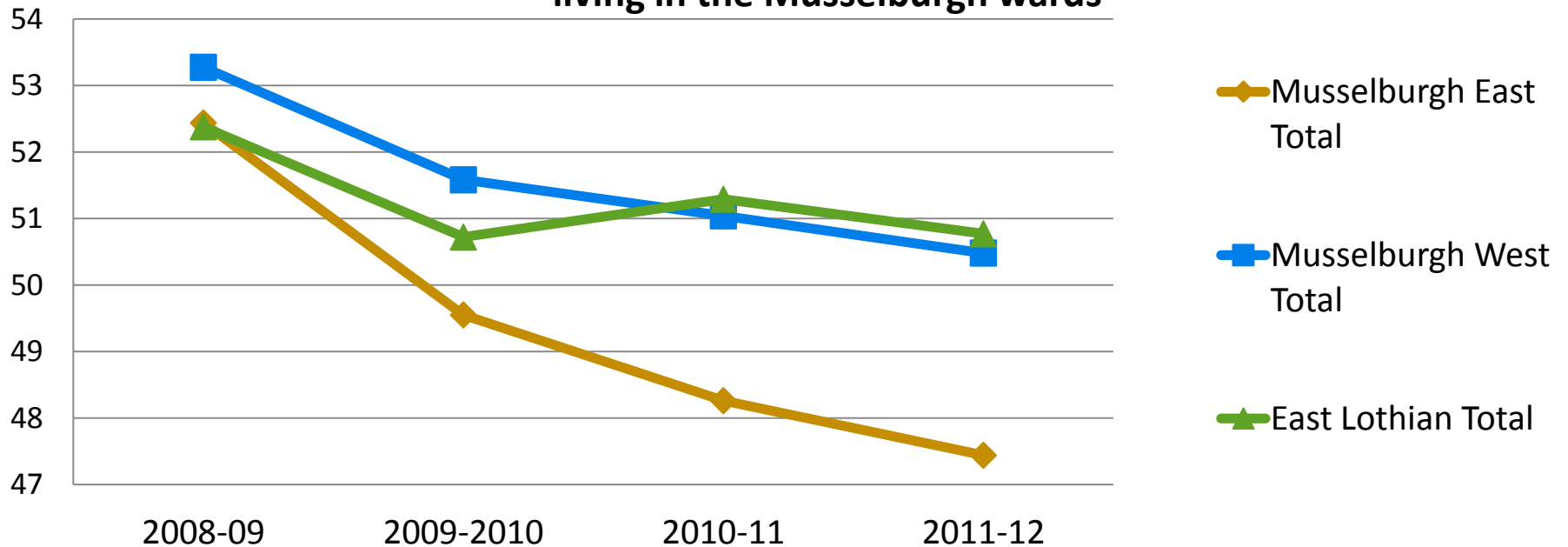
Early Development Instrument mean scores for pupils in the Musselburgh school cluster



Almost 2/3 of children aged 0-4 years in the Musselburgh area live in Musselburgh East

- yet their baseline abilities when they start school are significantly lower than others across the area.

**Average standardised PIPS scores at P1 baseline assessment for pupils living in the Musselburgh wards**



# Young people

- results for pupils at the end of S4 at Musselburgh Grammar are generally in-line with results across East Lothian

## **BUT...**

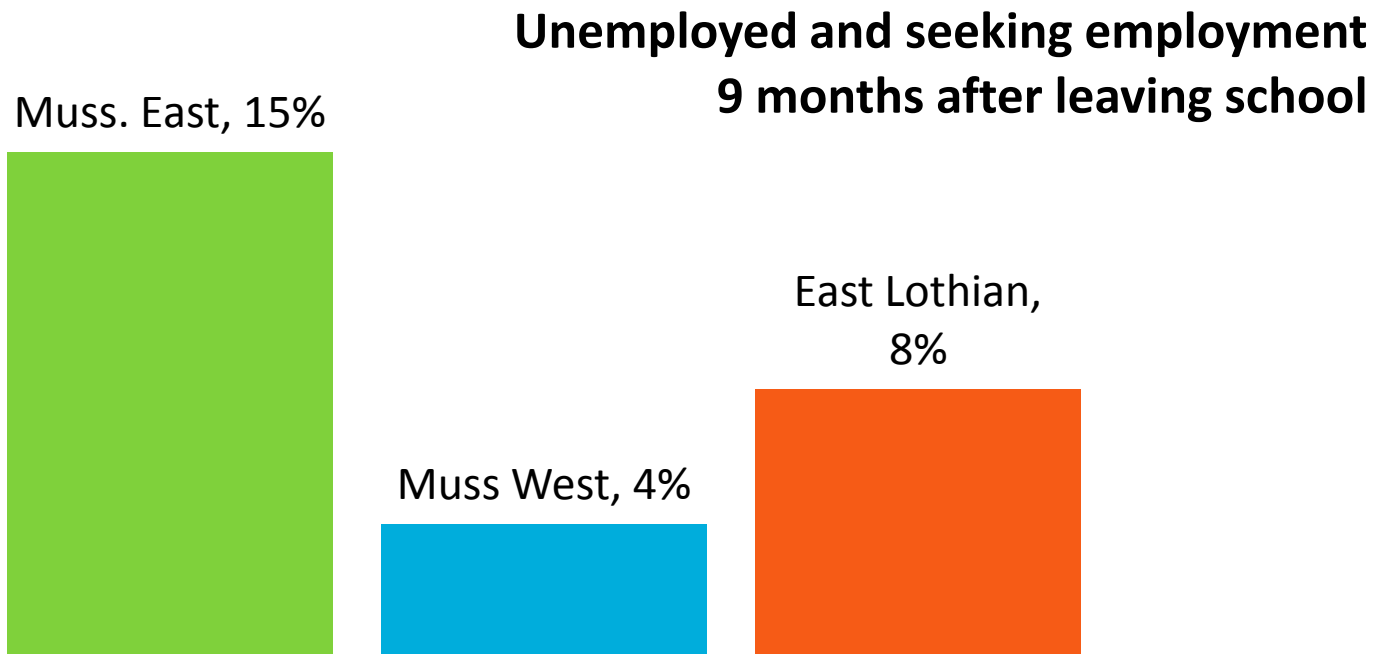
There are significant differences in school performance between the 2 Musselburgh wards

- exclusion rates for pupils living in Musselburgh East are more than double those in Musselburgh West
- pupils from Musselburgh East consistently demonstrate poorer attainment levels at Secondary school.

# post-school destinations

83% of school leavers in Musselburgh East and 94% in Musselburgh West were assessed as having achieved and sustained a positive destination 9 months after leaving school

- compared to 89% across East Lothian

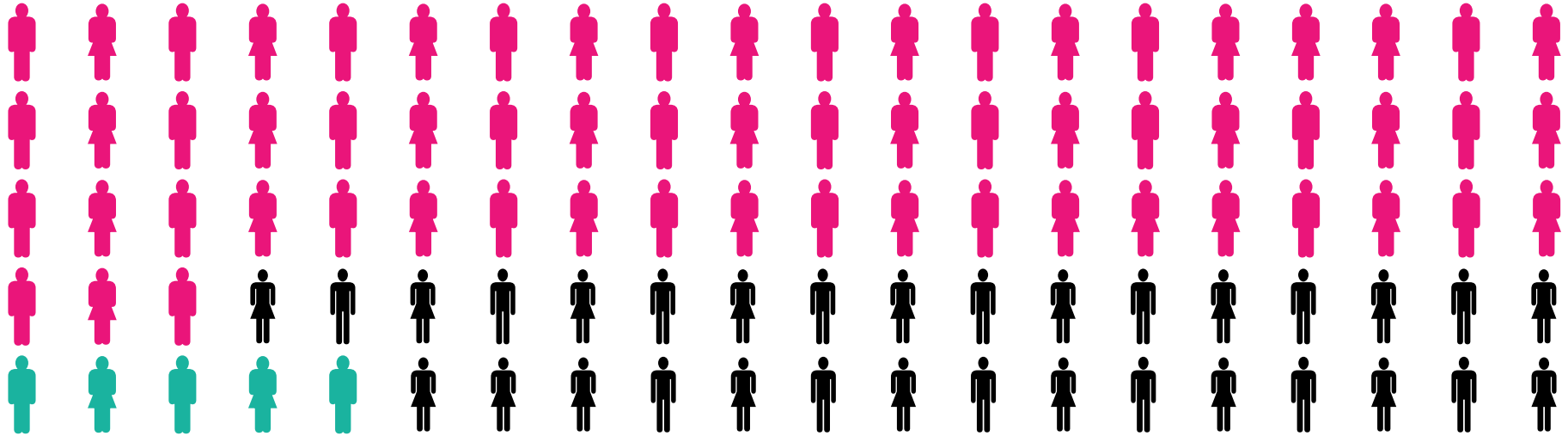




# working age adults

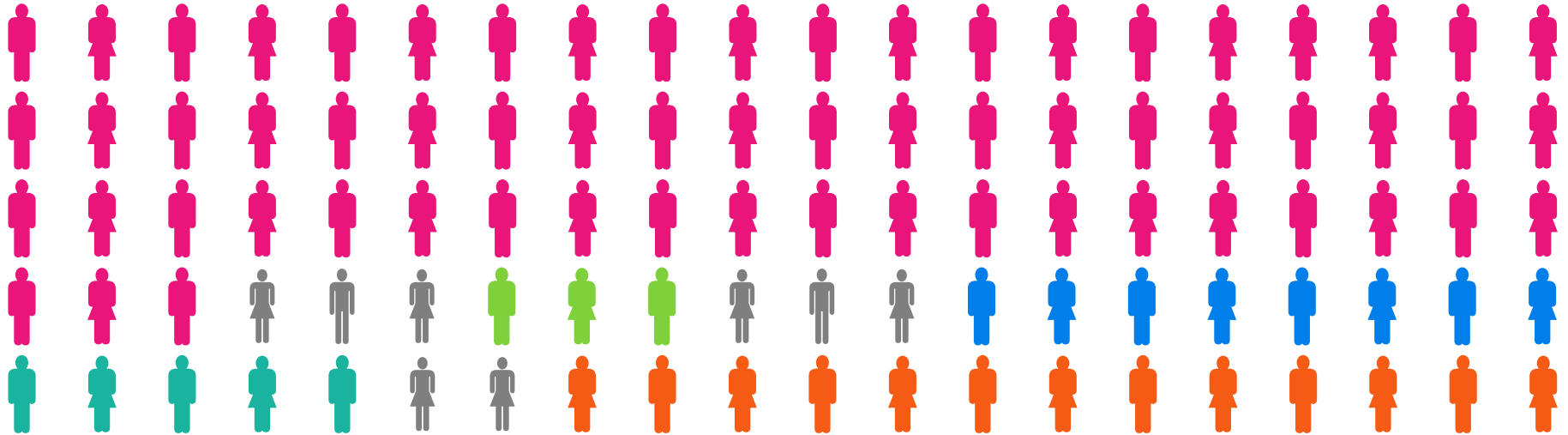
- Across Musselburgh 67% of all people are aged between 16 and 64
- That means there are 16749 working age adults in the area

# working age adults



- 63 are working
- 5 are unemployed and looking for work

# working age adults




**7 are studying full-time**

**3 have chosen to stay at home to look after home and/or family**

**13 have retired before the age of 65**

# working age adults



**22 are educated to degree level or higher**

**78 however have no formal qualifications**


# working age adults

21 live alone

19 have a long-term health problem or disability that limits their day-to-day activities

9 are providing care to a family or friend

•3 of them are providing care for more than 50 hours a week



# SUSTAINABLE ECONOMY

- **Availability of local employment**
- **Business sectors are growing**
- **Thriving town and village centres**
- **Changing patterns of consumption that reduce the use of finite resources**

# working age adults

Across Musselburgh employment and unemployment levels are very similar to across East Lothian overall.

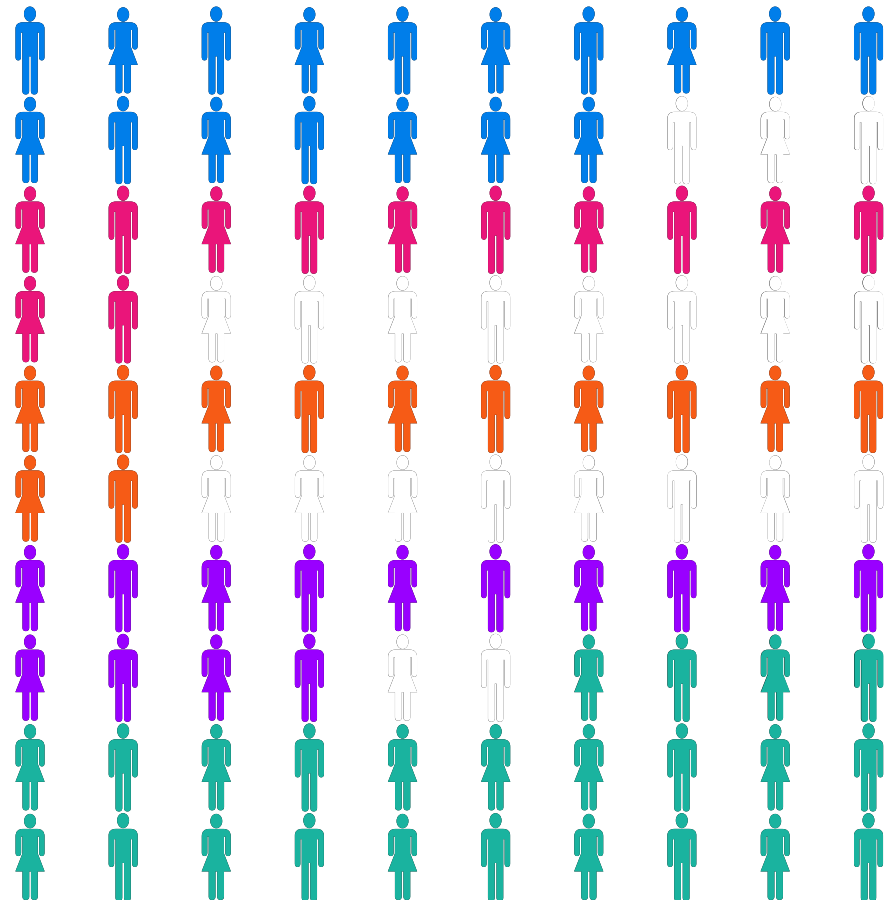
17 are working in elementary,  
process and plant occupations

12 in sales and customer service

12 in skilled trades

14 in administrative and  
secretarial occupations

24 in professional and  
managerial jobs



# local economy

Musselburgh is the largest and busiest of East Lothian's town centres:

- Vacancy rates on Musselburgh High St, while above average, have been falling steadily in recent years
- Average weekly footfall in the town centre is more than double any other town centre in the county
- Eskmills and other industrial estates in the area are providing local employment opportunities
  - Meaning that, despite its proximity to Edinburgh, Musselburgh has a proportionally lower rate of people commuting outside East Lothian to work



# thriving centres where people want to be?

65% of people across the Musselburgh area rated their neighbourhood as a 'very good' place to live

- compared to 73% across East Lothian overall

- 5 Community Centres and Brunton Hall
- Sports facilities
  - Sports Centre – recording 1/5 of all sport centre visits in East Lothian
  - 1/5 of all sports pitches in the county are in this ward
- 2 Libraries – with visits to both increasing since 2010
- Only 45% of people in this ward were very satisfied with local parks, gardens and open spaces, compared to 56% East Lothian wide

**People in this area were also more likely to report they had used these types of community facilities in the last year**

# SAFE AND VIBRANT COMMUNITIES

- That people have access to high quality sustainable housing
- That high quality natural environments and local greenspace enhance people's lives
- That our area is a safe place to live and be

# housing

Compared to East Lothian as a whole:

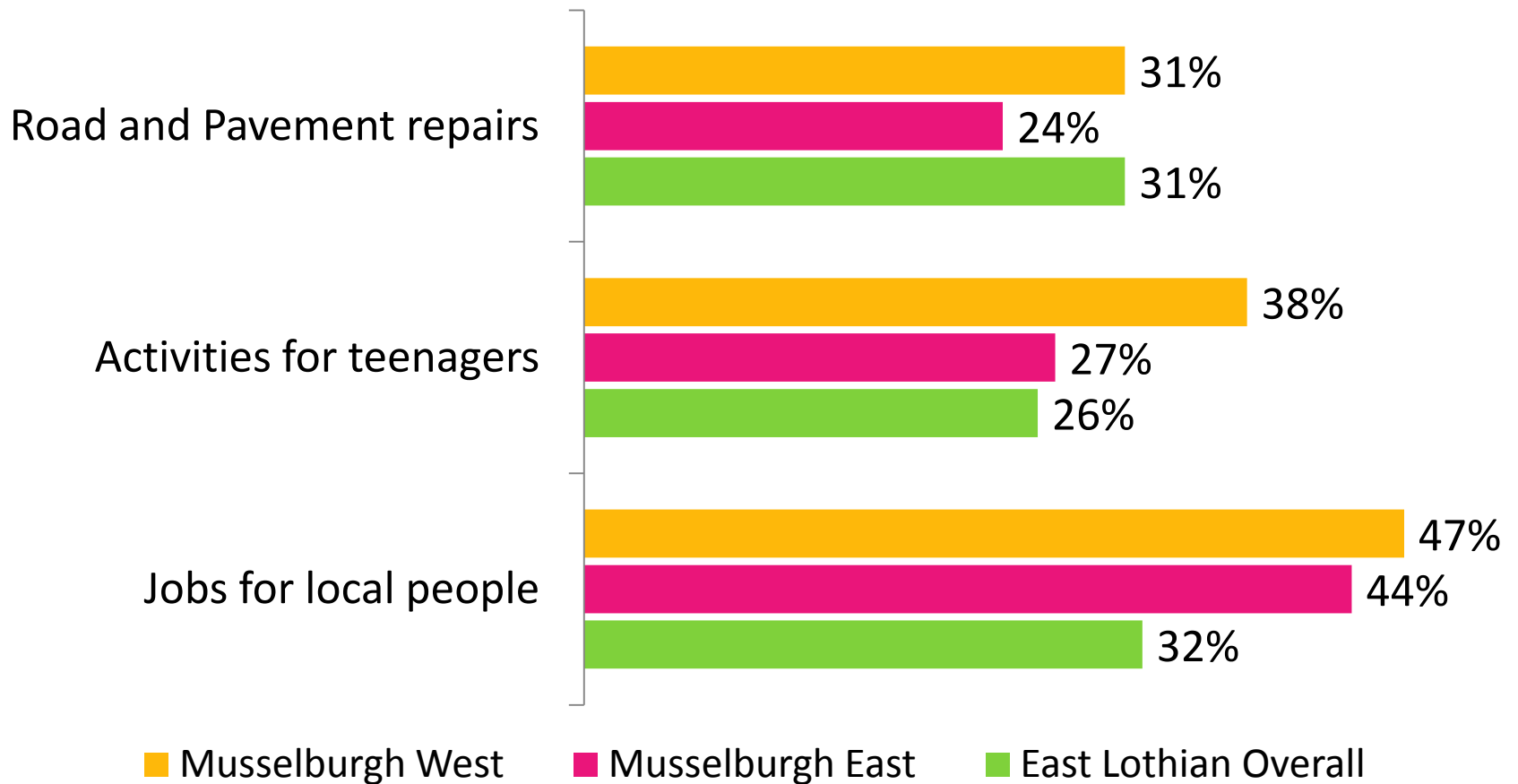
- A higher proportion of households in Musselburgh East rent from the Council or another social landlord
- Rates of owner occupation by contrast are higher in Musselburgh West
- Median house prices in the area are below average for East Lothian as a whole
  - in part due to the high rate of 1-3 room homes in Musselburgh West
- Waiting list pressure for social housing across Musselburgh is particularly high

# safe communities

- Police figures show crime rates across the area have fallen in recent years
  - **in Musselburgh West however the rate of crime/person is more than double that across East Lothian as a whole**
- Despite this people across the area were more likely to report that they **'did not feel at all threatened by crime in their neighbourhood'**
- 37% of the anti-social behaviour incidences recorded in East Lothian in 2012 were in the Musselburgh area
  - **64% of these incidences were classed as Street Disorder**
  - **¼ of all anti-social behaviour incidences were youth related.**

15% of people across the ward said their neighbourhood had gotten better over the past 5 years

### What most needs improving in your local area?



# 4 key objectives of The East Lothian Plan

- 1. To reduce inequalities across and within our communities**
- 2. To support people to develop the resilience they need to lead a fulfilling life**
- 3. To develop a sustainable economy across the area**
- 4. To ensure safe and vibrant communities**