

Scrutiny Report 1st April 2015 - 30th September 2015

East Lothian



The data provided in this report is for information purposes to allow Partnership Members to conduct their scrutiny responsibilities. There may be minor amendments between the information in this report and the final statistics e.g: due to delayed reporting or recording of crimes, road crashes or incidents. It would not therefore be accurate or appropriate to refer to, quote or use the data in this report as official statistics.

Local Priorities

Indicator 1 - Detection Rate: Groups 1 to 4 Crimes Target - Increase from LYTD

Current situation

On target, East Lothian has a detection rate of 37.3% for this year to date (TYTD).

Reasons

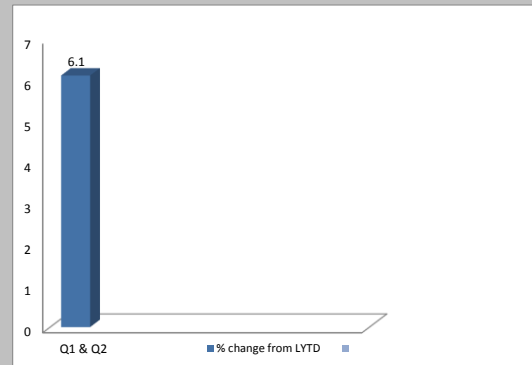
Groups 1- 4 crimes include crimes of violence, indecency, dishonesty and fire-raising/ malicious mischief offences. There has been an improvement in detection of 6.1% on last year to date (LYTD).

What are we doing

- Enhanced offender management processes.
- Intelligence led targeting of known offenders, hot-spots and anti-social behaviour through proactive policing.
- High visibility patrols by local community & funded officers as directed by divisional tasking process & also through multi-agency TACG process.
- Multi-agency collaboration e.g. Partnership interventions (CCTV, ASB teams, SPS and Housing Associations etc.)
- Operation Fusion

Indicator 1 - Detection Rate: Groups 1 to 4 Crimes

Force TYTD	Division TYTD	EL TYTD	EL LYTD	EL Change
37.7%	33.1%	37.3%	31.2%	Up 6.1%



Local Priorities

Indicator 2 - Reduce the number of Domestic Housebreaking Offences Target - Decrease from LYTD

Current situation

On target, there has been a decrease of 2 offences over the reporting period.

Reasons

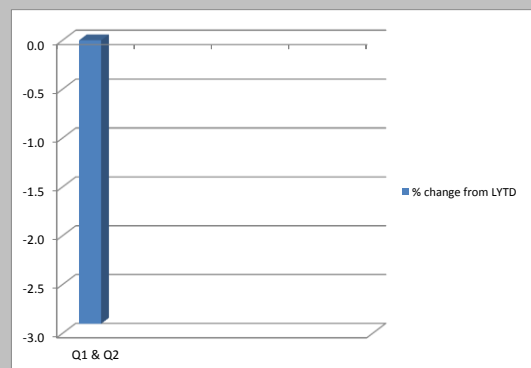
During this period there was an initial spike in housebreaking offences, this has levelled out and as a result of robust enforcement activity utilising local/ regional and national support.

What are we doing

- Prevention, proactivity and reassurance, target hardening of repeat victims, visits to vulnerable commercial and business premises
- Community Officers undertaking re-assurance patrols and other prevention activity.
- ASBO craved routinely for all offenders convicted of housebreaking related offences in East Lothian through anti-social behaviour team
- Operation Greenbay
- Crime Prevention Surveys

Indicator 2 - Reduce the number of Domestic Housebreaking Offences

Force TYTD	Division TYTD	EL TYTD	EL LYTD	EL Change
N/a	285	68	70	Down 2.9%



Local Priorities

Indicator 3 - Achieve a detection rate of 30% in respect of Domestic Housebreakings Target - exceed 30%

Current situation

On target, the detection rate for the reporting period is 48.5%.

Reasons

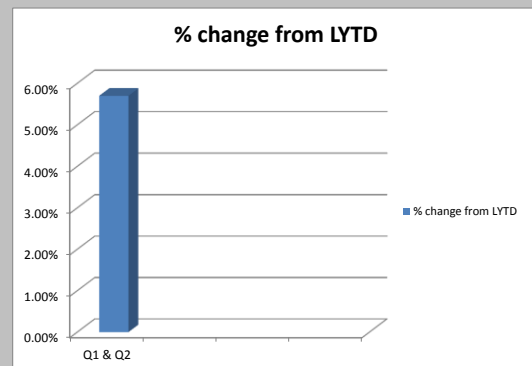
The housebreaking levels are similar to last year figures with detection rate above target and above LYTD.

What are we doing

- Operation Reduce and Capture (RAC)
- Joint work with police officers across East of Scotland, Operation Greenbay sharing intelligence and working in a co-ordinated manner to tackle offenders
- ASBO proceedings in relation to housebreaking offenders
- Community and Funded officers undertaking high visibility patrols to police ASBO's and deter criminality
- Community Investigation Unit coordinated work across area
- Crime Prevention Surveys

Indicator 3 - Achieve a detection rate of 30% in respect of Domestic Housebreakings

Force TYTD	Division TYTD	EL TYTD	EL LYTD	EL Change
N/a	60.4%	48.5%	42.9%	Up 5.6%



Priority 1 - Protecting People

Indicator 4 - Reduce the number of Domestic Abuse Incidents reported

Target - Decrease from LYTD

Current situation

On target, the number of domestic abuse incidents has reduced by 14.2%.

Reasons

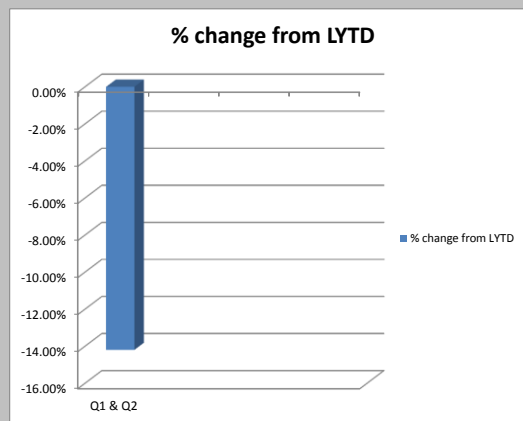
At the end of the reporting period there was a reduction of 77 domestic abuse incidents reported as a direct result of robust enforcement and multi-agency working.

What are we doing

- A thorough and robust investigation process is in place
- Pro-active Domestic Abuse bail checks
- MATAC (Multi Agency Tasking and Co-ordination): responsible for identifying and targeting High Risk Domestic Offenders
- MARAC (Multi Agency Risk Assessment Conference): responsible for identifying and protecting high-risk victims of domestic abuse
- Officers trained in risk assessment through domestic abuse questionnaire
- Domestic Abuse Investigation unit in place dealing with complex and high tariff cases
- iVPD's - Risk & Concern management and assessment in conjunction with Partner Agencies

Indicator 4 - Reduce the number of Domestic Abuse Incidents reported

Force TYTD	Division TYTD	EL TYTD	EL LYTD	EL Change
28873	2527	465	542	Down 14.2%



Priority 1 - Protecting People

Indicator 5 - Increase the detection rate for Domestic Abuse crimes Target - Increase from LYTD

Current situation

On target, detection rate for domestic abuse crimes and offences YTD is 77.4%.

Reasons

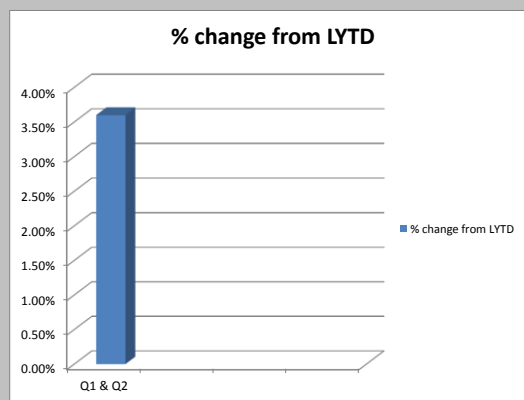
At the end of the reporting period East Lothian had recorded an increase in detections for domestic abuse compared to the previous year and the target figure.
YTD 77.4% of domestic abuse crimes and offences were detected.
This is 2.4% above the target of 75.0%.

What are we doing

- A thorough and robust investigation process in place
- Pro-active Domestic Abuse bail checks
- MATAC (Multi Agency Tasking and Co-ordination): responsible for identifying and targeting High Risk Domestic Offenders
- MARAC (Multi Agency Risk Assessment Conference): responsible for identifying and protecting high risk victims of domestic abuse
- All officers now trained in risk assessment through domestic abuse questionnaire
- Domestic Abuse Investigation unit in place dealing with complex and high tariff cases
- Domestic Abuse Task Force covering East Of Scotland, to investigate serious & complex cases identified by Police / partner agencies
- Addressing conversion rates for incidents to crimes

Indicator 5 - Increase the detection rate for Domestic Abuse crimes

Force TYTD	Division TYTD	EL TYTD	EL LYTD	EL Change
83.1%	80.4%	77.4%	73.8%	Up 3.6%



Priority 1 - Protecting People

Indicator 6 - Ensure 95% of Domestic Abuse initial Bail checks are conducted within the 24-hour prescribed time limit
Target - exceed 95%

Current situation

On target, with YTD 98.9% of domestic abuse initial bail checks have been conducted within a prescribed timeframe of 24 hours - above the 95% target.

Reasons

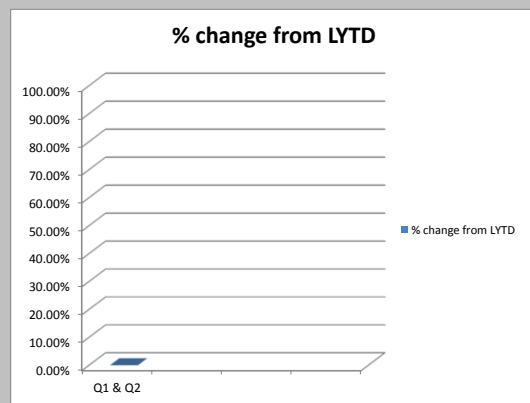
Supervisors and officers are fully aware of the importance of these checks and the disciplined process is in place between the courts and the police.

What are we doing

- Thorough compliance process in place.
- Pro-active Domestic Abuse bail checks undertaken.
- Courts & VIA
- An agenda item on Daily TTAC process providing governance

Indicator 6 - Ensure 95% of Domestic Abuse initial Bail checks are conducted within the 24-hour prescribed time limit

Force TYTD	Division TYTD	EL TYTD	EL LYTD	EL Change
96.9%	96.6%	98.9%	N/a	N/a



Priority 1 - Protecting People

Indicator 7 - Increase the detection rate for Sexual Offences (Group 2 Crime) Target - Increase from LYTD

Current situation

Off target, detection rate for YTD is 50.8%.

Reasons

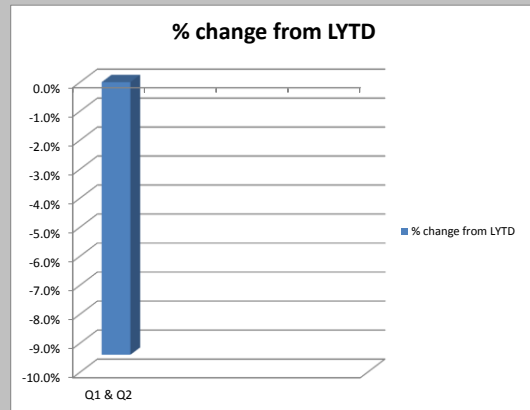
Whilst there has been a reduction in the detection rate it is worth noting that a number of the cases reported in this period related to historical crimes.

What are we doing

- Dedicated Public Protection Unit with specialist officers providing support and investigation lead.
- Systematic Review of all Group 2 Crimes and analysis to identify crime patterns
- Multi-agency protection measures through Child and Adult Protection Services
- Utilising Banning orders and other relevant legislation
- Operation FUSION review and enforcement phase improved detection rates. This methodical review of all Group 2 offences in EL has generated a number of proactive enquiries and positive outcomes, which will be reported as part of the next Scrutiny report for Q3

Indicator 7 - Increase the detection rate for Sexual Offences (Group 2 Crime)

Force TYTD	Division TYTD	EL TYTD	EL LYTD	EL Change
77%	68.8%	50.8%	60.3%	Down 9.5%



Priority 2 - Reducing Anti-Social Behaviour

Indicator 8 - Reduce the number of Disorder incidents Target - Decrease from LYTD

Current situation

On target, with YTD disorder incidents of 1934.

Reasons

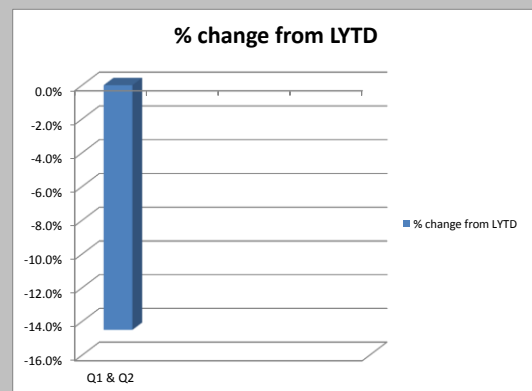
At the end of the reporting period there were 1934 incidents compared with 2262 for the same period last year. This is a significant reduction of 14.5%.

What are we doing

- The reduction of reported disorder continues to fall although there is no complacency that this will continue without a commitment to targeted visibility, reassurance patrolling and robust enforcement.
- The marked reduction in antisocial behaviour complaints made to Police Scotland is testament to the established partnership working arrangements that exist within East Lothian. Partners recognise that antisocial behaviour cannot be addressed by one agency alone; only a co-ordinated multi-agency response can effectively bring relief to individuals and communities affected by it.
- Weekend dispersal plans providing coordinated foot/ mobile patrols in town centres monitoring licensed premises

Indicator 8 - Reduce the number of Disorder incidents

Force TYTD	Division TYTD	EL TYTD	EL LYTD	EL Change
131618	10375	1934	2262	Down 14.5%



Priority 2 - Reducing Anti-Social Behaviour

Indicator 9 - Reduce the number of ASB incidents Target - Decrease from LYTD

Current situation

On target, with YTD ASB incidents of 2517.

Reasons

At the end of the reporting period there were 2517 ASB incidents compared with 2803 for the same period last year. This again is a marked reduction of 10.2%.

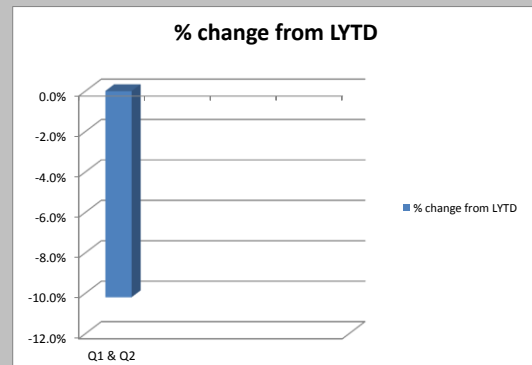
What are we doing

- The efforts to maintain this significant decrease in Antisocial Behaviour will continue and working with partners to ensure intelligence led patrols and preventative work is effective and efficient reassuring residents that they are safe to reside and visit East Lothian.

- Much of the work comes as a result of the multi agency ASB Team which works from Tranent and includes ASB officers, Housing, Police and Community Wardens co-located using a process which reviews all relevant incidents daily and a weekly Tasking and Co-ordinating Meetings which incorporates other resources such as Council CCTV, Fire Service and Youth Workers to proactively deploy intelligence led resources.

Indicator 9 - Reduce the number of ASB incidents

Force TYTD	Division TYTD	EL TYTD	EL LYTD	EL Change
170761	13692	2517	2803	Down 10.2%



Priority 2 - Reducing Anti-Social Behaviour

Indicator 10 - Reduce the number of Hate Incidents Target - Decrease from LYTD

Current situation

On target, with YTD hate incidents having reduced to 23.

Reasons

Up to the 4th of October there were 23 incidents reported compared with 38 incidents for the same period last year. This again is a marked reduction of 39.5%.

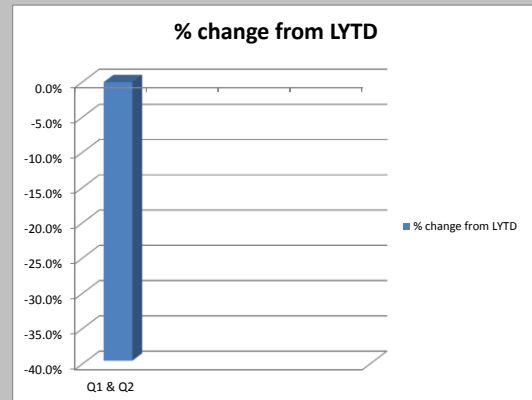
What are we doing

With over 300 Third Party Reporting Sites across the country, hate crime is a priority in East Lothian and across the whole of Scotland and the recent campaign seeks to reinforce the message that prejudice based on sexual orientation, transgender identity, disability, racial or religious lines will not be tolerated.

Also, through proactive multi agency engagement by our nominated officer in support of Diversity and Equality led activities, including planning for the first ever Pride March in East Lothian

Indicator 10 - Reduce the number of Hate Incidents YTD to week ending 4th October 2015

Force TYTD	Division TYTD	EL TYTD	EL LYTD	EL Change
3442	164.0	23	38	Down 39.5%



Priority 2 - Reducing Anti-Social Behaviour

Indicator 11 - Reduce the number of Hate Crimes Target - Decrease from LYTD

Current situation

On target, with YTD having reduced to 19 crimes.

Reasons

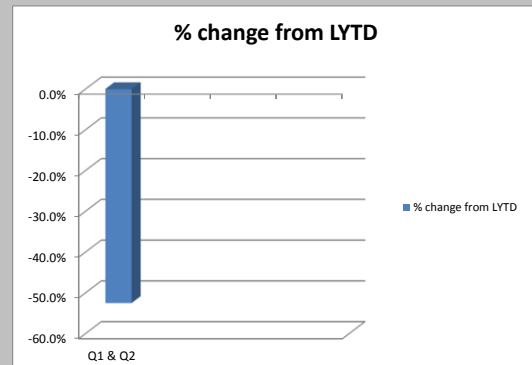
At the end of the reporting period there were 19 hate crimes recorded in East Lothian compared with 40 LYTD that is a reduction of 52.5%.

What are we doing

- A thorough and robust investigation process in place and monitored by Community Inspectors
- ASB Team review at daily TAC
- Agenda item on daily TTAC process providing governance

Indicator 11 - Reduce the number of Hate Crimes

Force TYTD	Division TYTD	EL TYTD	EL LYTD	EL Change
3593	212	19	40	Down 52.5%



Priority 2 - Reducing Anti-Social Behaviour

Indicator 12 - Increase the detection rate for Hate Crime Target - Increase from LYTD

Current situation

On target, with YTD having increased the detection rate to 90.9%.

Reasons

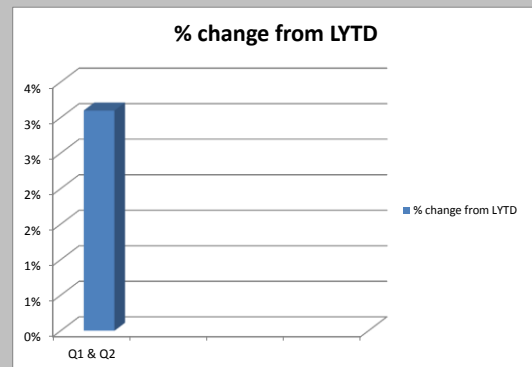
At the end of the reporting period there was a 90.9% detection rate for Hate Crime in East Lothian compared to LYTD detection rate of 87.8%.

What are we doing

- Robust investigation and review process
- Sharing intelligence and using it to target patrols and be visible in the right place, at the right time
- Daily review of iVPD Hate Crime referrals to capture any missed opportunities

Indicator 12 - Increase the detection rate for Hate Crime

Force TYTD	Division TYTD	EL TYTD	EL LYTD	EL Change
76.8%	77.1%	90.9%	87.8%	Up 3.1%



Priority 3 - Reducing Violence

Indicator 13 - Reduce the level of Group 1 Violent Crime Target - Decrease from LYTD

Current situation

Off target, with YTD Group 1 Violent Crime showing an increase of 1.

Reasons

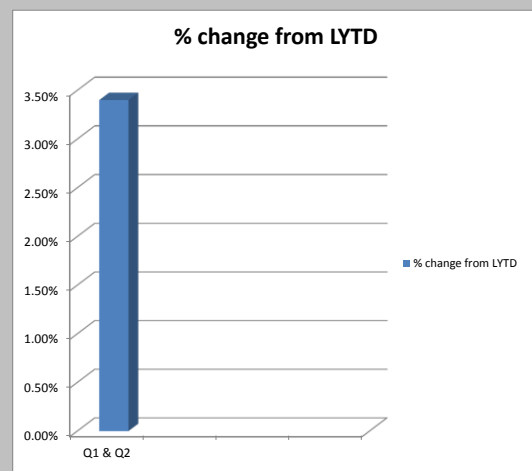
At the end of the reporting period there were 30 Group 1 crimes in East Lothian compared with 29 LYTD, this is a very slight increase in this crime type.

What are we doing

- Enhanced offender management processes
- Intelligence led targeting of known offenders, hot-spots and anti-social behaviour through proactive policing.
- High visibility patrols by local community and funded officers as directed by police divisional tasking process and also through multi-agency TACG process
- Multi-agency collaboration e.g. Partnership interventions (CCTV, ASB teams, Wardens, SPS and Housing Associations etc.)

Indicator 13 - Reduce the level of Group 1 Violent Crime

Force TYTD	Division TYTD	EL TYTD	EL LYTD	EL Change
3345	220	30	29	Up 3.4%



Priority 3 - Reducing Violence

Indicator 14 - Increase the number of positive Stop and Searches for Offensive Weapons

Target - Increase from LYTD

Current situation

An enhanced version of the National Stop & Search Database commenced on 1 June 2015. The enhanced database brought significant changes in the process of data capture and the methodology for recording data items. No previous year to date figures are provided as it has been previously acknowledged this data is not 100% accurate, therefore comparisons will provide misleading results or invalid conclusions.

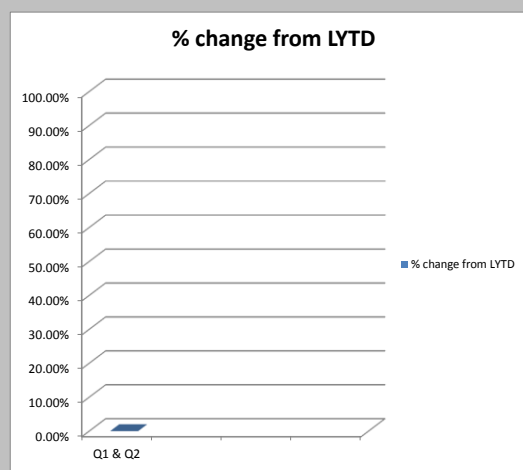
Management Information and data in respect of stop and search can be found on the Police Scotland website via <http://www.scotland.police.uk/about-us/police-scotland/stop-and-search-data-publication>

Reasons

What are we doing

Indicator 14 - Increase the number of positive Stop and Searches for Offensive Weapons

Force TYTD	Division TYTD	EL TYTD	EL LYTD	EL Change
8423	277	89	N/A	N/A



Due to a change in recording methods, Stop & Search data is no longer available for 2014/15 and data for 2015/16 can no longer be scrutinised at a local level to identify the type of search conducted. The above data refers to the total number of positive stop searches conducted across all search types.

Priority 4 - Tackling Substance Misuse

Indicator 15 - Increase the number of positive Stop and Searches for Controlled Drugs Target - Increase from LYTD

Current situation

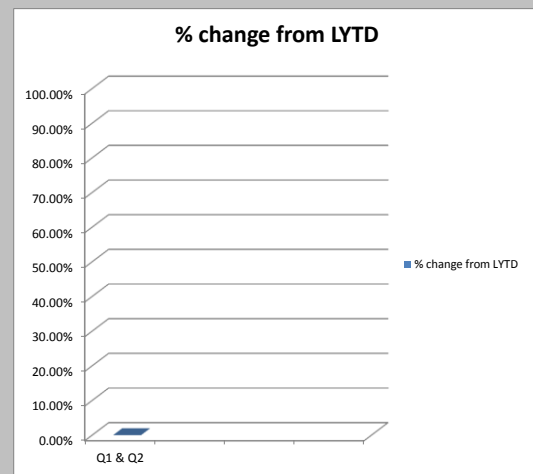
An enhanced version of the National Stop & Search Database commenced on 1 June 2015. The enhanced database brought significant changes in the process of data capture and the methodology for recording data items. No previous year to date figures are provided as it has been previously acknowledged this data is not 100% accurate, therefore comparisons will provide misleading results or invalid conclusions. Management Information and data in respect of stop and search can be found on the Police Scotland website via <http://www.scotland.police.uk/about-us/police-scotland/stop-and-search-data-publication>

Reasons

What are we doing

Indicator 15 - Increase the number of positive Stop and Searches for Controlled Drugs

Force TYTD	Division TYTD	EL TYTD	EL LYTD	EL Change
8423	277	89	N/A	N/A



Due to a change in recording methods, Stop & Search data is no longer available for 2014/15 and data for 2015/16 can no longer be scrutinised at a local level to identify the type of search conducted. The above data refers to the total number of positive stop searches conducted across all search types.

Priority 4 - Tackling Substance Misuse

Indicator 16 - Increase the number of on/off sales licensed premises visits Target - Increase from LYTD

Current situation

There has been a reduction in visits from 511 to 425 visits to licensed premises (including incidents).

Reasons

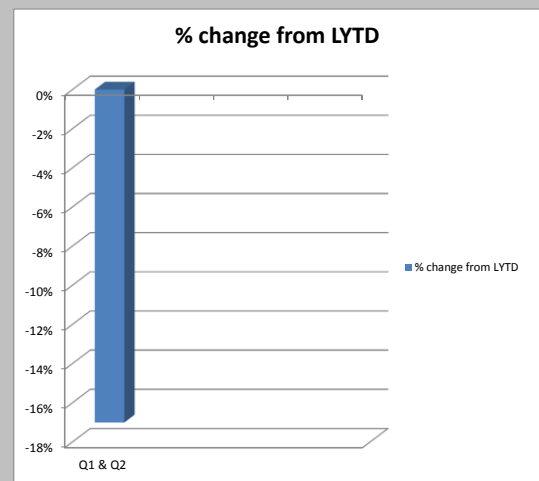
There is currently only 1 monitored premises within East Lothian and only 1 problematic premises. Incidents in licensed premises are down overall on the previous year and this has impacted upon figures.

What are we doing

There has been an uplift of 4 police staff to support our Divisional Licensing response and it is anticipated that through time there will be more opportunity for proactive visits to be carried out by the licensing department. Officers will continue to make regular visits to LP's as part of focussed patrols in support of various initiatives, such as Test Purchase Operations, CAV deployment details and Town Dispersal plans.

Indicator 16 - Increase the number of on/off sales licensed premises visits

Force TYTD	Division TYTD	EL TYTD	EL LYTD	EL Change
N/a	N/a	425	511	Down 17%



Priority 5 - Making Our Roads Safer

Indicator 17 - Reduce the number of people killed or seriously injured on our roads Target - Decrease from LYTD

Current situation

On target, YTD there has been a reduction to 17 people killed or seriously injured on our roads.

Reasons

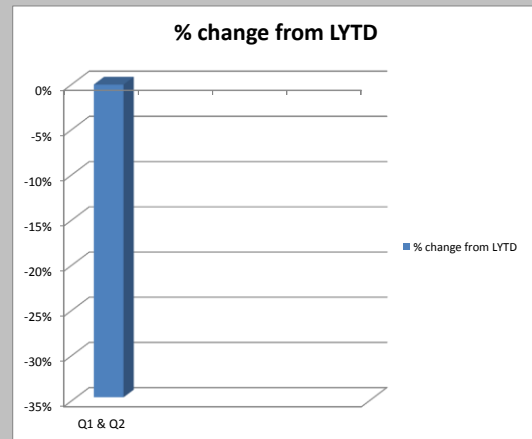
At the end of the reporting period there have been 2 people killed and 15 people seriously injured on roads in East Lothian this is a reduction from LYTD of 9 (34.6%).

What are we doing

- Local Officers and Roads Policing Officers targeting priority routes positively influencing driver behaviour. They have been paying particular attention to the A198/99 coastal routes (these have seen the most serious road collisions in recent years), engaging with car drivers and motorcyclists. Very often these road users are either warned or given advice in an effort to make them safer drivers and more aware of the potential hazards which exist.
- Preventative Activity including "2MRO's Driver" delivered to over 1250 6th Year Pupils and Vulnerable Road Users Campaign
- This year local officers and specialist Roads Policing Officers have been deployed to target speeding drivers in East Lothian hot spots. These have been identified through analysis/ community feedback of road collisions, in this way deploying resources at the right place at the right time.
- Increasing the number of officers trained in the use of handheld radar devices and undertaking enforcement activity aligned to hot-spot areas.
- Operation Kestrel, targeting speeding offences
- Local CPT led initiatives targeting areas around schools in East Lothian
- Vulnerable Road Users Campaign

Indicator 17 - Reduce the number of people killed or seriously injured on our roads

Force TYTD	Division TYTD	EL TYTD	EL LYTD	EL Change
850	112	17	26	Down 34.6%



Priority 5 - Making Our Roads Safer

Indicator 18 - Increase the number of people detected for Drink/Drug Driving offences Target - Increase on LYTD

Current situation

On target, YTD there has been an increase to 41 in the number of people detected for drink/ drug driving offences in East Lothian.

Reasons

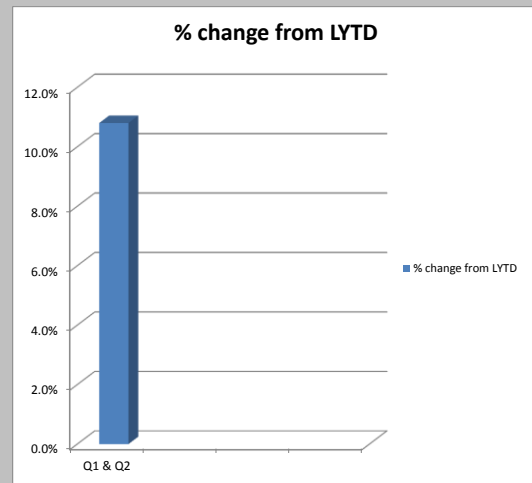
At the end of the reporting period there were 41 persons detected compared with LYTD of 37, this is an increase of 10.8%.

What are we doing

- Focussed Roads Police enforcement from both Divisional Roads Police Unit and Trunk Roads Police
- This activity is reflected in the drivers stopped for speeding and the net result of this was an increase in the number of drivers stopped and breathalysed.
- New lowered limit which came into Force last December (35ug-23ug) and expected increase in the number of drivers being stopped and found to be over the new limit.

Indicator 18 - Increase the number of people detected for Drink/Drug Driving offences

Force TYTD	Division TYTD	EL TYTD	EL LYTD	EL Change
N/a	205	41	37	Up 10.8%



Priority 5 - Making Our Roads Safer

Indicator 19 - Increase the number of people detected for Dangerous Driving offences Target - Increase on LYTD

Current situation

Off target, there has been a reduction in the number of people detected for dangerous driving offences to 11.

Reasons

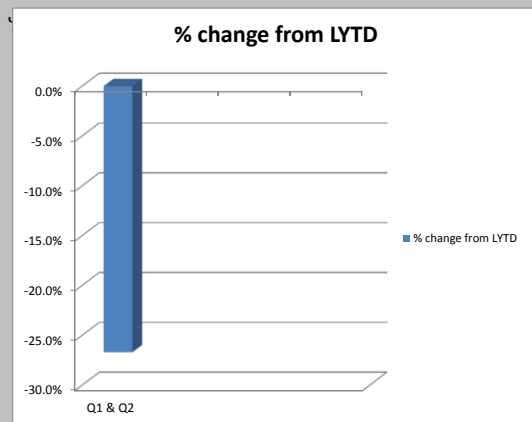
At the end of the reporting period there were 11 persons detected for dangerous driving offences this compared with LYTD of 15.

What are we doing

- We have had a decrease in detections for dangerous driving but the commitment to maintain road safety is on-going with all funded officer and the majority of community officers now trained in the use of hand-held radar devices, with additional equipment being purchased.
- There is also a continued strong representation at the East Lothian Partnership Road Safety Working Group.
- Reduction in drivers charged with dangerous driving also in line with reduction in KSI's where such offenders may have been charged with offences

Indicator 19 - Increase the number of people detected for Dangerous Driving offences

Force TYTD	Division TYTD	EL TYTD	EL LYTD	EL Change
N/a	78	11	15	Down -26.7%



Priority 6 - Tackling Serious Organised Crime

Indicator 20 - Increase the number of cash seizures and restraints through the Proceeds of Crime Act Target - Increase from LYTD

Current situation

There has been £150,334 seized in relation to Proceeds of Crime Act.

Reasons

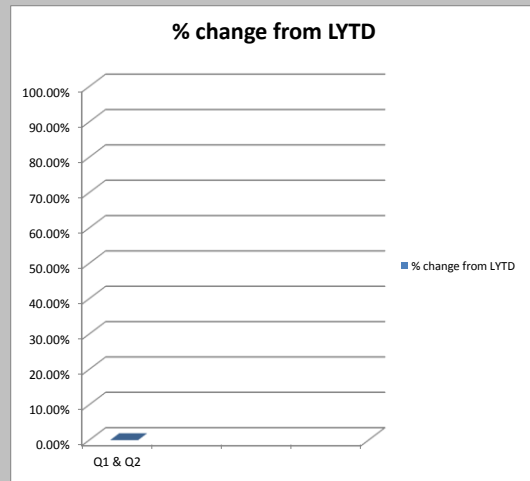
Continued focus on Tackling Serious and Organised Crime and utilising POCA legislation at every opportunity

What are we doing

- Priority targeting of drug supply network
- POCA legislation utilised in every instance
- Engagement with ELC to promote and support activity in of the multi agency SOCG group, which Kenny Black, ELC Safer Communities Team Leader now acting as SPOC.
- Providing support and sharing information with ELC regarding Procurement

Indicator 20 - Increase the number of cash seizures and restraints through the Proceeds of Crime Act

Force TYTD	Division TYTD	EL TYTD	EL LYTD	EL Change
N/a	N/a	£150,334	N/a	N/a



Priority 6 - Tackling Serious Organised Crime

Indicator 21 - Increase the number of people detected for Supplying Drugs Target - Increase from LYTD

Current situation

On target, there were 28 people detected for supplying drugs in East Lothian.

Reasons

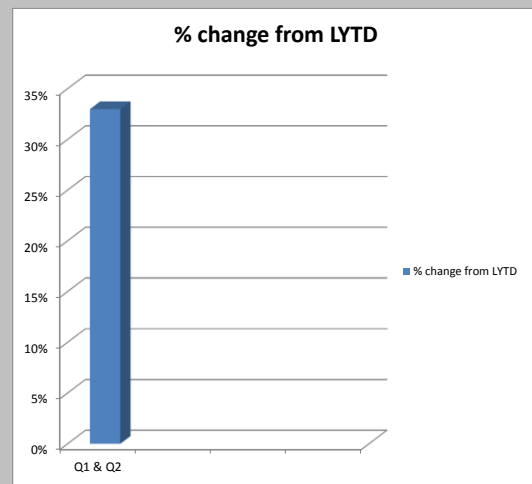
At the end of the reporting period there were 28 detections compared with 21 detection LYTD, this is a 33.3% increase in this area.

What are we doing

- Engage in intelligence led targeting of this anti-social behaviour activity as it has a significant negative impact.
- Intelligence discussed and allocated through divisional tasking process and also through multi-agency TACG process to improve effectiveness.
- Proactive use of media to communicate successful operations to ensure communities realise benefits of reporting information/intelligence
- Prioritization of cannabis cultivations to address safety implications to the public

Indicator 21 - Increase the number of people detected for Supplying Drugs

Force TYTD	Division TYTD	EL TYTD	EL LYTD	EL Change
2479	192	28	21	Up 33.3%



Complaints against the Police

Number of complaints		Number of Complaints per 10,000 Police Incidents		
	47		36.9	
	On duty	off duty	Quality of service allegations	Total Number of allegations
Total allegations recorded	54	0	16	70