



# LOCAL PLAN PERFORMANCE REPORT FOR EAST LoTHIAN



**SCOTTISH**  
FIRE AND RESCUE SERVICE  
Working together for a safer Scotland

Performance Report, 1<sup>st</sup> April – 30th September, 2017

**Working together  
for a safer Scotland**



## DISCLAIMER

The figures included in this report are provisional and subject to change as a result of quality assurance and review. The statistics quoted are internal management information published in the interests of transparency and openness.

The Scottish government publishes Official Statistics each year which allow for comparisons to be made over longer periods of time.

Please ensure any external partners in receipt of these reports are aware of this.

CONTENTS	PAGE
1 <b>Introduction</b>	<b>3</b>
2 <b>Performance Summary</b>	<b>4</b>
3 <b>Progress on local fire &amp; rescue plan priorities</b>	
<i>Local Risk Management and Preparedness</i>	<b>5</b>
<i>All accidental dwelling fires</i>	<b>7</b>
<i>All fire casualties (fatal &amp; non-fatal (incl. p/c's))</i>	<b>9</b>
<i>All deliberate fires excl. dwellings</i>	<b>11</b>
<i>Special Service - RTCs</i>	<b>13</b>
<i>Special Service Casualties - All</i>	<b>15</b>
<i>False Alarm - UFAs</i>	<b>17</b>
4 <b>Appendices</b>	
5 <b>Glossary</b>	

## Introduction

This performance report provides information on our prevention, protection and operational response activities within the East Lothian for Quarters 1 & 2 of 2017-18 (1st April – 30th September 2017) including information on the year to date.

The Scottish Government provides an overarching vision for public services. This vision supported by 16 National Outcomes, which demonstrate commitment to creating a more successful country, with opportunities for all of Scotland to flourish, through increasing sustainable growth. The Scottish Fire and Rescue Service (SFRS) can make a significant contribution to improving these outcomes for East Lothian by contributing to the Community Planning arrangements across the area.

The national priorities for the SFRS are set out in the Fire and Rescue Framework for Scotland. The SFRS Strategic Plan 2013-2016 outlines how the SFRS will deliver against these priorities and the outcomes against which this delivery can be measured.

The priorities contained within the Local Fire and Rescue Plan for East Lothian 2014-2017 contribute towards the priorities within the East Lothian Plan - Single Outcome Agreement 2013 - 23.

The aims of the local Fire & Rescue Service in East Lothian are to reduce fire deaths and to reduce injuries from fire and other emergencies in the community. We aim to achieve this by working in partnership, being pro-active and targeting our prevention and protection activities to where they are required, based on evidence.

The Local Fire and Rescue Plan for East Lothian 2014-2017 identifies the following five objectives as the main focus for service delivery locally:

- Priority 1. Reduction of Accidental Dwelling Fires,
- Priority 2. Reduction in Fire Casualties and Fatalities,
- Priority 3. Reduction of Deliberate Fire Setting,
- Priority 4. Reduction in Road Traffic Collisions,
- Priority 5. Reduction of Unwanted Fire Alarm Signals.

Area Manager Stephen Gourlay

Local Senior Officer for East Lothian, Midlothian and the Scottish Borders.

[stephen.gourlay@firescotland.gov.uk](mailto:stephen.gourlay@firescotland.gov.uk)

## Performance Summary

We measure how well we are meeting our priorities using 6 key indicators, depicted below

Key performance indicator	Apr to (& incl.) Sep					RAG rating
	2013/14	2014/15	2015/16	2016/17	2017/18	YTD
All accidental dwelling fires	40	35	41	22	33	◆
All fire casualties (fatal & non-fatal (incl. p/c's))	5	7	3	2	2	●
All deliberate fires excl. dwellings	142	76	103	111	155	◆
Special Service - RTCs	25	19	25	26	25	●
Special Service Casualties - All	30	12	32	35	41	◆
False Alarm - UFAs	234	232	238	243	256	▲

### RAG rating - KEY

◆	RED DIAMOND	10% higher than the previous YTD period, or local target not achieved.
▲	YELLOW TRIANGLE	Up to 9% higher than the previous YTD period, or local target not achieved.
●	GREEN CIRCLE	Equal to or improved upon the previous equivalent quarter (or YTD period), or local target achieved.

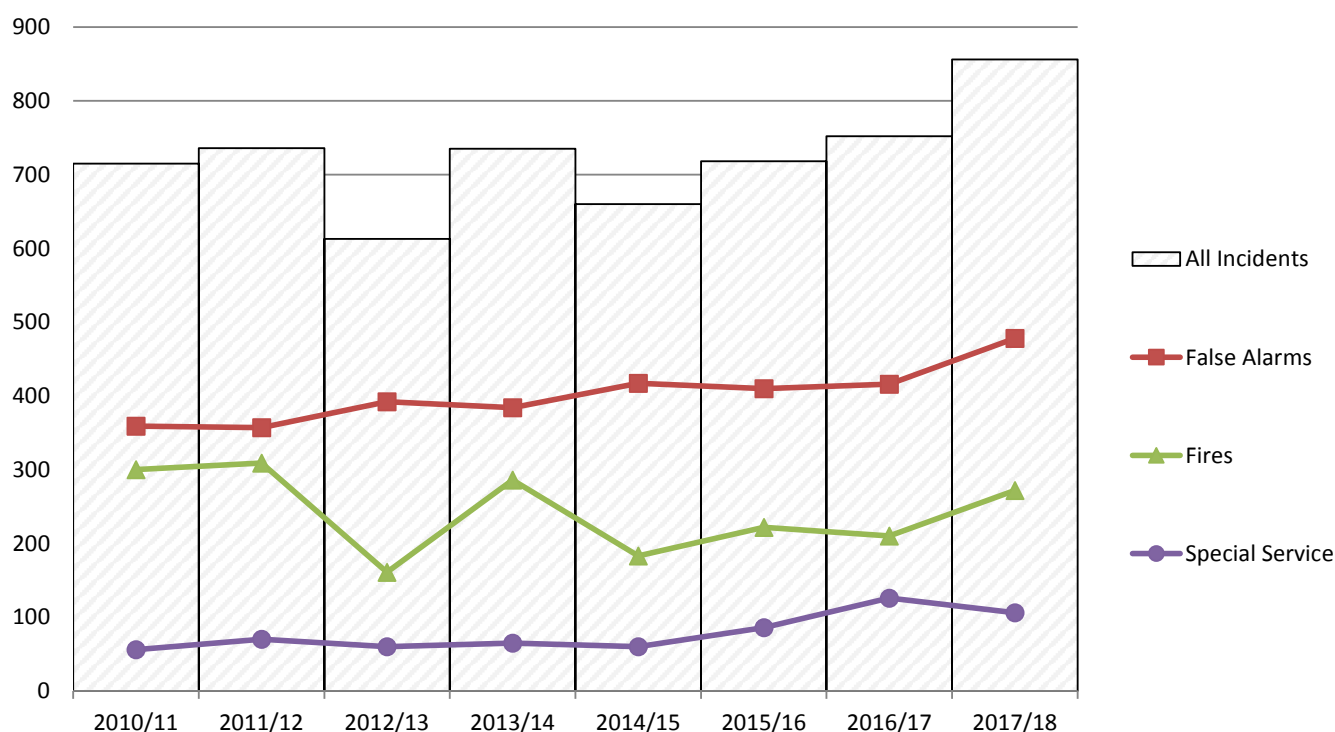
### Note

Quarterly comparison RAG Rating = the reporting period compared to the average of the three previous quarterly reporting periods.  
Year to Date RAG Rating = the cumulative total of all quarterly performance in current year compared to cumulative total of all quarterly performance in previous year.

### Incident Overview

During this financial year to date, SFRS responded to 856 incidents in East Lothian, an increase of 104 incidents when compared to last year.

The chart below illustrates incidents YTD attended within East Lothian council over the last 8 fiscal years



<b>Progress on local fire &amp; rescue plan priorities</b>
<b>Local Risk Management and Preparedness</b>
<p>The Service must identify, prioritise and plan to meet the risks in each local community.</p> <p>We said we would:</p> <ul style="list-style-type: none"> <li>• train our staff to deal with our local risks</li> <li>• gather and analyse risk information</li> <li>• work with partners to mitigate risks</li> <li>• deal with major events</li> </ul>
<u><b>Train our staff to deal with our local risks</b></u>
<p>All of our operational staff undertake routine and risk specific skill acquisition and maintenance training.</p>
<u><b>Gather and analyse risk information</b></u>
<p>All of our operational staff gather and analyse local risk information and operational intelligence, used in our preparations to resolve incidents.</p> <p>We conduct Post Incident Debriefs to identify any lessons that can be learned from our preparedness and response to emergency events.</p> <p>We use Urgent Operational Intelligence Briefings to inform our operational staff of any safety critical information.</p>
<u><b>Work with partners to mitigate risks</b></u>
<p>We continue to be an active member of the East Local Resilience Partnership.</p> <p>We share information with local authority partners and other key stakeholders (e.g. Police Scotland) to ensure emergency event risks are mitigated.</p>
<u><b>Deal with major events</b></u>
<p>There were no major fire events or significant emergency events in this reporting period.</p>



## Reduction of 'All accidental dwelling fires'

Accidental dwelling fires can have devastating effects on our community. The SFRS is committed to keeping people safe in their homes. We share information with partners to make sure that the right people get the right information they need, particularly those who are vulnerable due to age, isolation or addiction. Reduction of Accidental Dwelling Fires contributes to the East Lothian Plan - Single Outcome Agreement.

### Results

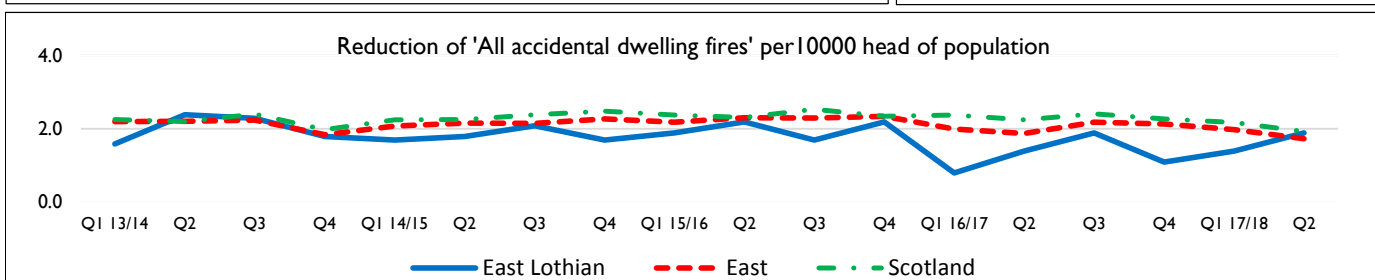
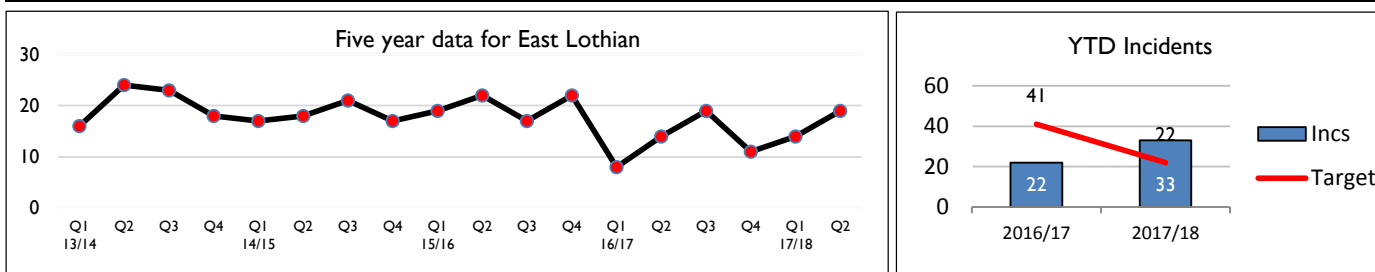
We aim to reduce Accidental Dwelling Fires in East Lothian by contributing towards the SFRS target of 10% reduction per year, over a three-year rolling period. During this period, we responded to 33 Accidental Dwelling Fires, which is an increase of 11 incidents from the same period last year. The long-term trend based upon incidents/10,000 population is in line with the Scottish and East Delivery Area trends.

### Reasons

Of these 33 accidental dwelling fires, 22 (66%) occurred in single occupancy households and 11 within other multi occupancy properties. 48% involved the over 65 age category. The main causes were cooking (57%) or careless use of combustible materials (42%). 24 of the reported fires started in the kitchen. 90% of the fires were confined to the room where the fire started. 29 of the houses involved had working smoke detectors. It is clear from this evidence for the need in continuing to target those mostly at risk in single occupancy households as well as the need to continue to ensure those properties have working smoke detection.

### Actions

During this reporting period, 504 Home Fire Safety Visits were carried and 258 fire detectors fitted within East Lothian. A number of initiatives and events aimed at reducing accidental dwelling fires were conducted. We have introduced a 'Post Domestic Incident Response' Policy, which provides a framework to ensure that engagement activity is completed in a structured and appropriate manner following incidents. Appendix I provides further details on our prevention activities in relation to this priority.



YTD ward ave. for East Lothian - 5	2013/14	2014/15	2015/16	2016/17	2017/18	Sparklines
East Lothian	40	35	41	22	33	
Musselburgh West	3	3	5	0	4	
Musselburgh East and Carberry	8	6	6	5	3	
Preston/Seton/Gosford	5	4	8	4	8	
Fa'side	12	4	4	3	2	
North Berwick Coastal	4	4	5	5	6	
Haddington and Lammermuir	6	6	7	1	6	
Dunbar and East Linton	2	8	6	4	4	





## Reduction of 'All fire casualties (fatal & non-fatal (incl. p/c's))'

Fire casualty and fatality rates provide an indication of the amount of serious, life-threatening injuries that occur due to fire. This can indicate not only the success of SFRS in reducing the number of life risk fires through community fire safety and similar activities, but also their success in response activity in saving lives.

### Results

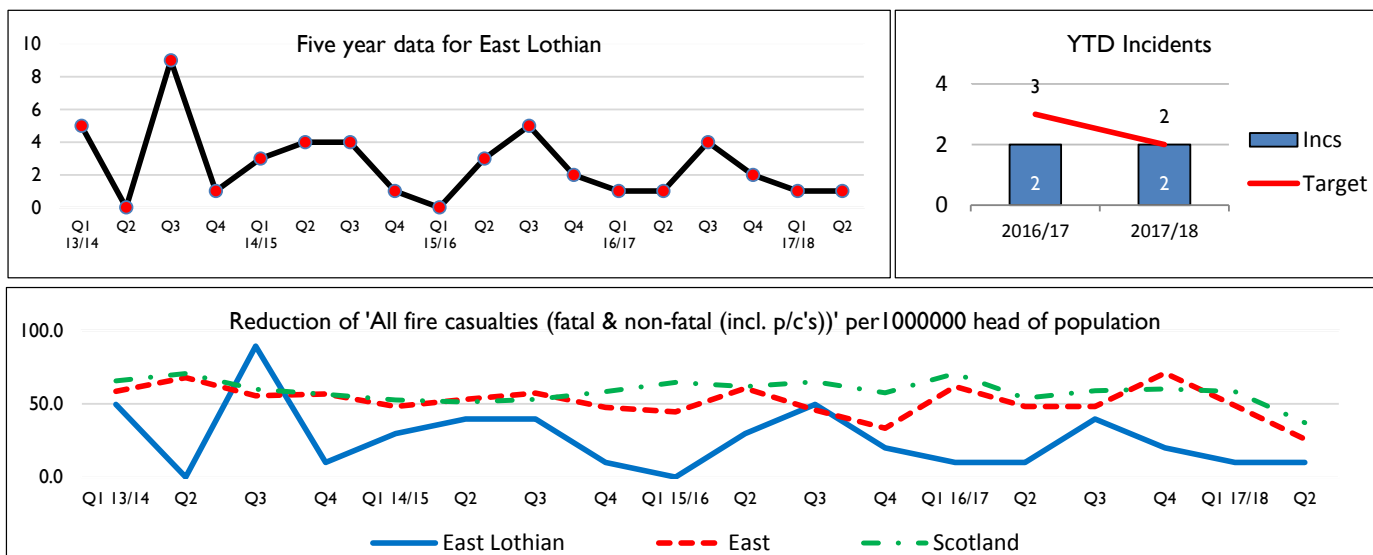
There were no reported fire fatalities in the reporting period. We aim to reduce Fire Casualties in East Lothian each per year, which contributes towards the SFRS target of reducing Fire Casualties by 5% per year, over a three-year rolling period. In this reporting period, SFRS dealt with 2 casualties due to accidental dwelling fires. This has not changed in comparison to the same period last year. The long-term trend based upon casualties/10,000 population shows East Lothian as considerably less than the Scottish average and matches the East SDA average.

### Reasons

Historically East Lothian has had low numbers of casualties from fires and it is pleasing that the trend continues to reduce. The casualties involved in the fires were taken to hospital for check-up.

### Actions

During this reporting period, 504 Home Fire Safety Visits were carried out and 258 properties had smoke detectors fitted within East Lothian. In addition, we continue to work with our partners in East Lothian Council and seek opportunities with social work and NHS to target those most vulnerable and at risk from fire.



YTD ward ave. for East Lothian - 0	2013/14	2014/15	2015/16	2016/17	2017/18	Sparklines
East Lothian	5	7	3	2	2	
Musselburgh West	0	0	0	0	0	
Musselburgh East and Carberry	1	1	0	0	0	
Preston/Seton/Gosford	2	1	0	1	0	
Fa'side	1	0	1	0	0	
North Berwick Coastal	0	1	1	0	0	
Haddington and Lammermuir	1	3	1	0	1	
Dunbar and East Linton	0	1	0	1	1	



## Reduction of 'All deliberate fires excl. dwellings'

Although deliberate fire setting, historically, has not a significant problem for the SFRS in East Lothian there has been an increase in recent years and is closely linked to other forms of anti-social behaviour. In the main, deliberate fires are secondary fires categorised into refuse/bins, grassland or derelict buildings incidents. Reduction of Deliberate Fire Setting contributes to the East Lothian Plan Single Outcome Agreement.

### Results

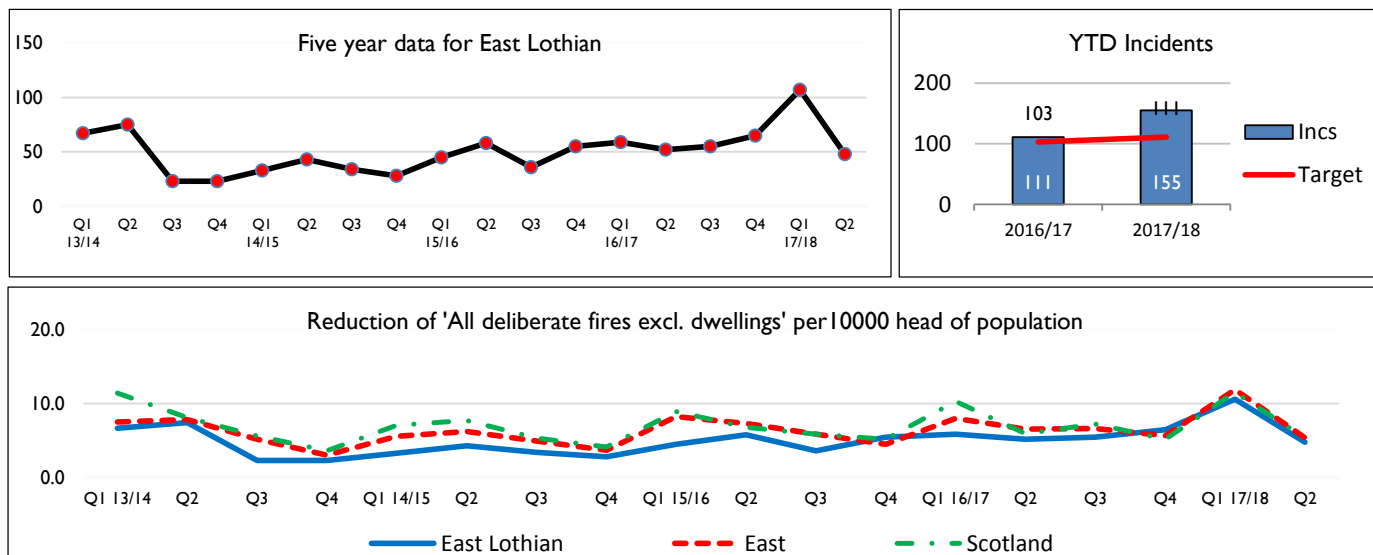
There were 155 deliberate fires during this reporting period and is an increase of 44 on the same period last year. The areas mostly likely to suffer from this type of fire behaviour are Prestonpans, Tranent and Musselburgh. The long-term trend based upon Deliberate Fire Setting /10,000 population identifies East Lothian is in line with the Scottish and East Service Delivery area average.

### Reasons

During the reporting period, deliberate ignition to scrubland/woodland accounted for 78% of deliberate fires with 17% to refuse and bins in East Lothian, with 5% attributed to deliberate building fires. The majority of incidents occurred in Preston/Seton/Gosford and Fa'side wards which have both shown an increase compared with the previous 5 years.

### Actions

A multi-agency approach was taken when the incident trend was identified through the TACG. There has been a coordinated approach to the identified trend areas and intervention work has been undertaken with youth groups in Tranent and Preston Pans. Further information is available in Appendix I.



YTD ward ave. for East Lothian - 22	2013/14	2014/15	2015/16	2016/17	2017/18	Sparklines
East Lothian	142	76	103	111	155	
Musselburgh West	17	10	8	6	7	
Musselburgh East and Carberry	45	17	28	22	23	
Preston/Seton/Gosford	32	15	25	30	37	
Fa'side	32	24	17	31	52	
North Berwick Coastal	1	2	4	6	1	
Haddington and Lammermuir	6	4	9	8	16	
Dunbar and East Linton	9	4	12	8	19	



## Reduction of 'Special Service - RTCs'

Whilst much of this risk is out with the control of SFRS alone, responding to Non-Fire Emergencies such as Road Traffic Collisions is a key part of our intervention activities. The SFRS is committed to working with partners and other stakeholders to drive continuous improvement in this area. Reduction of Casualties from Non-Fire Emergencies contributes to the East Lothian Plan Single Outcome Agreement, number of people killed or seriously injured in road accidents.

### Results

SFRS attended 25 Road Traffic Collisions (RTCs) during this reporting period. This is a decrease of 1 incident from the same period last year. Per 10,000 head of population, East Lothian is currently below the Scottish and East Service Delivery area trend.

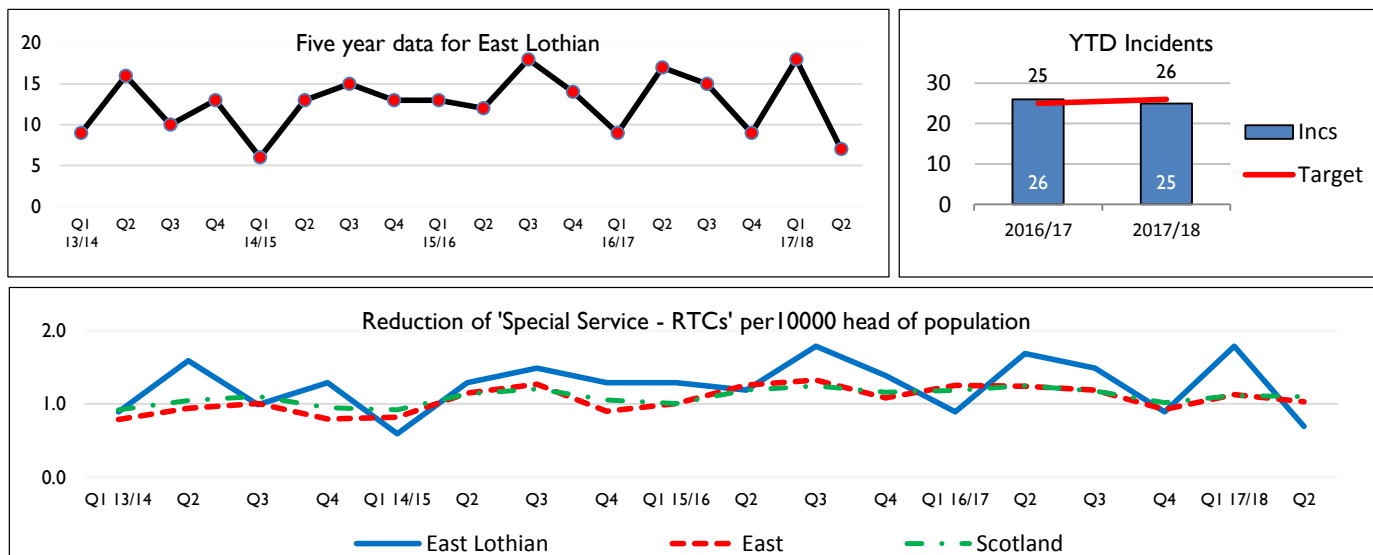
### Reasons

The SFRS only attend those RTC's they are requested to attend and this number does not reflect the total number within East Lothian.

### Actions

The SFRS continues to be a member of a multi-agency approach to reducing Road Traffic Collision's and the associated casualties and fatalities. The continued delivery of Tomorrow's Driver programme targeting young people is an excellent partnership approach in our drive to reducing road traffic collisions.

We continue to seek opportunities to educate local communities in support of reducing the number of RTCs and resulting casualties.



YTD ward ave. for East Lothian - 4	2013/14	2014/15	2015/16	2016/17	2017/18	Sparklines
East Lothian	25	19	25	26	25	
Musselburgh West	1	2	7	2	4	
Musselburgh East and Carberry	2	3	2	5	1	
Preston/Seton/Gosford	6	4	5	1	3	
Fa'side	3	4	4	2	6	
North Berwick Coastal	3	1	2	9	4	
Haddington and Lammermuir	4	1	0	2	4	
Dunbar and East Linton	6	4	5	5	3	



## Reduction of 'Special Service Casualties - All'

Whilst much of this risk is out with the control of SFRS alone, responding to Non-Fire Emergencies is a key part of our intervention activities. The SFRS is committed to working with partners and other stakeholders to drive continuous improvement in this area. Reduction of Casualties from Non-Fire Emergencies contributes to the East Lothian Plan Single Outcome Agreement.

### Results

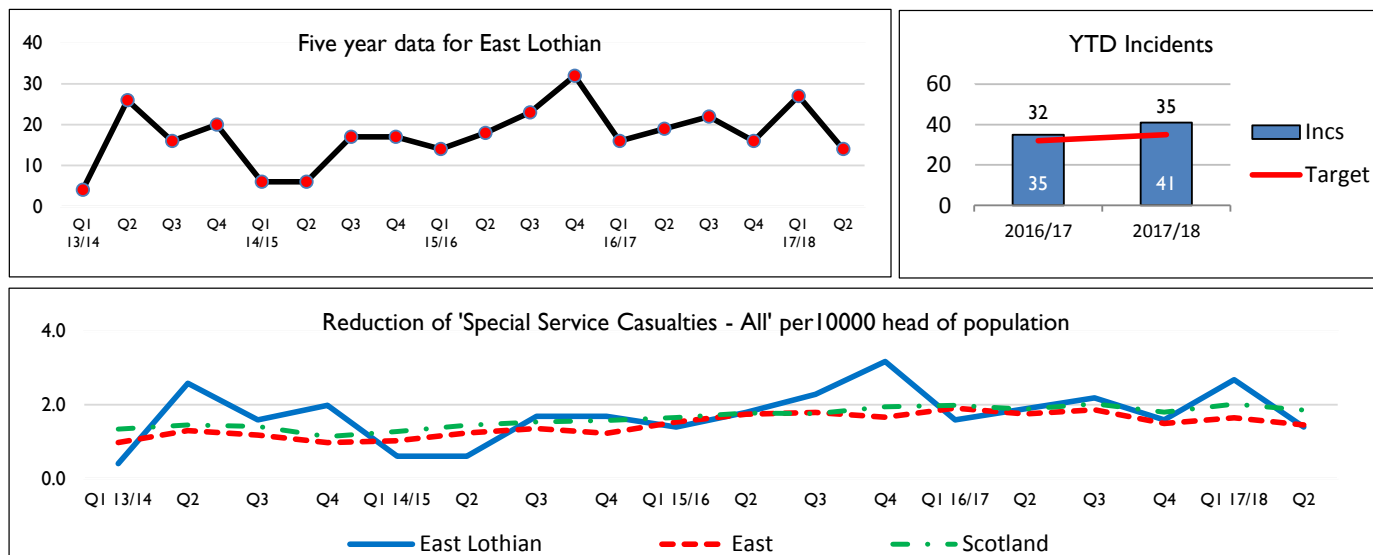
We attended a total of 41 fatal and non-fatal casualties. This is an increase of 6 casualties in comparison to the same period last year. Per 10,000 head of population, East Lothian is in line with the Scottish and East Service Delivery area trend.

### Reasons

Road Traffic Collisions accounted for 1 fatal and 16 non-fatal casualties. There were 10 fatal casualties in response to a medical emergency and 14 other non-fatal casualties most of which were in response to medical emergency or assisting other emergency services.

### Actions

The SFRS is a member of a multi-agency approach to reducing Road Traffic Collision's and the associated casualties and fatalities. The continued delivery of Tomorrow's Driver programme targeting young people is an excellent partnership approach to reducing road traffic collisions. We continue our full commitment to the Scottish Government Strategy relating to Out of Hospital Cardiac Arrest (OHCA) and significantly increasing survivability rates through co responding and education. We will also continue to respond to the communities needs in terms of other non-fire emergencies.



YTD ward ave. for East Lothian - 6	2013/14	2014/15	2015/16	2016/17	2017/18	Sparklines
East Lothian	30	12	32	35	41	
Musselburgh West	3	2	7	4	7	
Musselburgh East and Carberry	1	2	2	8	6	
Preston/Seton/Gosford	1	2	12	6	3	
Fa'side	1	0	3	4	9	
North Berwick Coastal	2	2	2	7	7	
Haddington and Lammermuir	9	2	1	3	1	
Dunbar and East Linton	13	2	5	3	8	





## Reduction of 'False Alarm - UFAs'

Unwanted Fire Alarm Signals (UFAS) are defined as incidents where an automated fire alarm system activates and results in the mobilisation of SFRS resources, when the reason for that alarm turns out to be connected with faulty or defective alarm equipment. The SFRS is committed to working with partners and other stakeholders to reduce Unwanted Fire Alarm Signals.

### Results

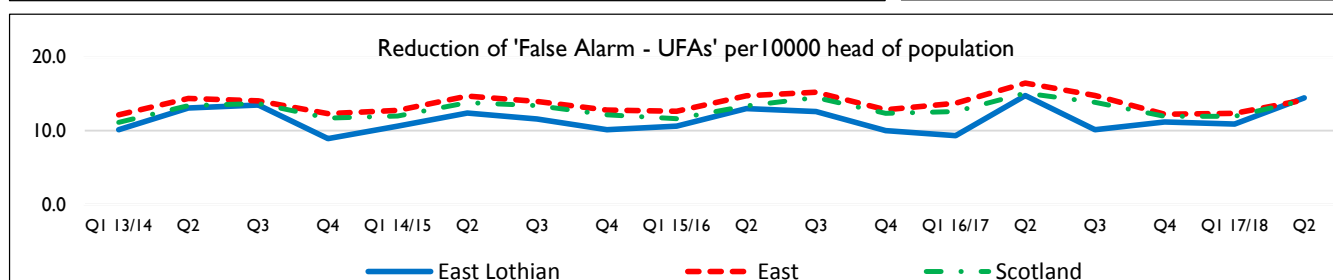
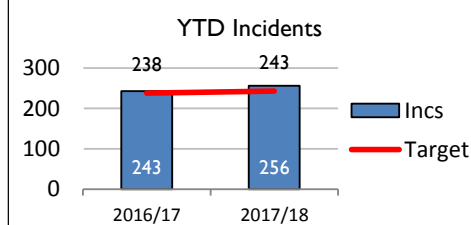
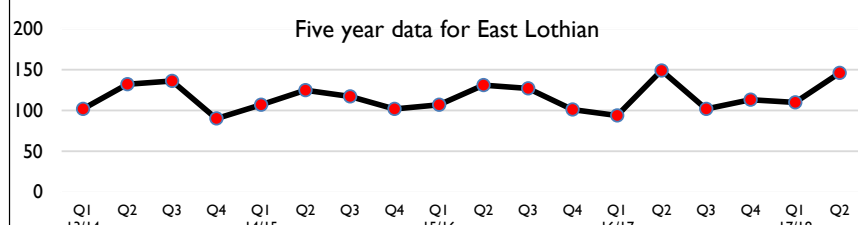
SFRS attended 256 UFAS incidents during this reporting period. In comparison to the same reporting period last year, this is an increase of 13 incidents. East Lothian trend is in line with that of Scotland and the East Service Delivery area.

### Reasons

Of the 256 Unwanted Fire Alarm Signals incidents we attended, 93% were caused by system and human errors (Testing, faults, cooking/burnt toast, aerosols etc.), 12% were good intent calls and 2% were malicious.

### Actions

We continue to monitor Unwanted Fire Alarm Signals calls and our Fire Safety Enforcement Officers work closely with premises to reduce further incidents. This includes discussing technological, procedural and management solutions in order to prevent future Unwanted Fire Alarm Signals incidents. In East Lothian, we are currently engaging with various premises giving advice to prevent further occurrences.



YTD ward ave. for East Lothian - 37	2013/14	2014/15	2015/16	2016/17	2017/18	Sparklines
East Lothian	234	232	238	243	256	
Musselburgh West	45	35	42	50	34	
Musselburgh East and Carberry	42	39	41	34	49	
Preston/Seton/Gosford	18	24	20	15	36	
Fa'side	26	29	41	35	39	
North Berwick Coastal	45	24	44	44	30	
Haddington and Lammermuir	31	47	29	35	48	
Dunbar and East Linton	27	34	21	30	20	



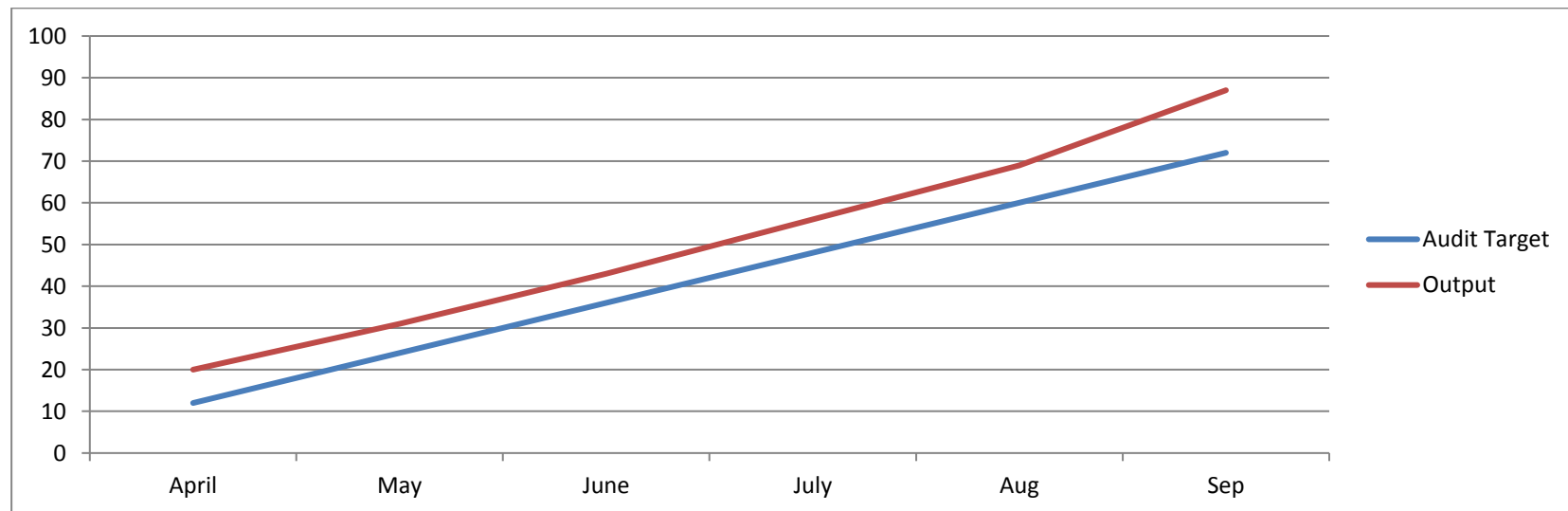
# Prevention & Protection Activities

Year to date April 1<sup>st</sup> -September 30<sup>th</sup> 2017

## Fire Safety Enforcement Audits

The figures represent the audit workloads delivered by the East Lothian Fire Safety Enforcement Officer (FSEO). Following the Scottish Fire and Rescue Service (SFRS) Enforcement Framework, local deployment ensures compliance for relevant premises in terms of the Fire Scotland Act (2005) and associated Fire Safety Regulations. The quarter 1+2 audits are above target with a continuing improvement in the output. Having one enforcement officer will see fluctuations in regard to this reporting framework but the focus will continue with those premises with sleeping accommodation and present a higher life risk.. The audit work is continuing with East Lothian Schools as part of a reduction plan for unwanted fire alarm signals.

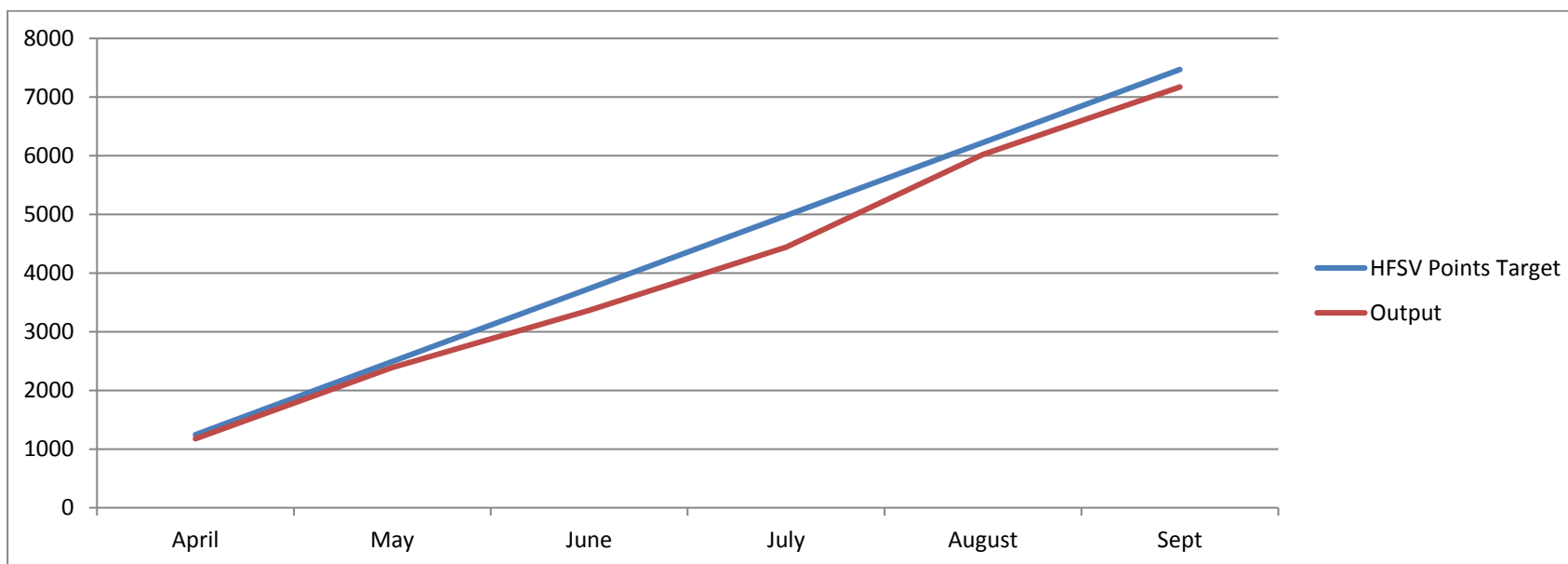
	Apr	May	Jun	Jul	Aug	Sept	Oct	Nov	Dec	Jan	Feb	Mar	Total
Target:	12	24	36	48	60	72	84	96	108	120	132	144	144
Completed:	20	31	43	56	69	87							



## Home Fire Safety Visits

The delivery of Home Fire Safety Visits (HFSVs) is the corner stone of the SFRS Community Safety Engagement Framework. By visiting households and providing fire safety advice and free smoke alarms the numbers of dwelling fires and casualties will be reduced. To target the highest risk households across East Lothian, a points allocation based on risk and an associated target has been set (24 points per high, 8 per medium, 4 per low risk visit). This will ensure valuable resources are put to use with greatest effect and it is noted that the output is slightly below the SFRS ambition target. During quarter 1 a total of **243 HFSVs** were delivered and quarter 2 **261 HFSVs** were delivered. Free smoke alarms fitted during **258** of these visits.

	Apr	May	Jun	Jul	Aug	Sept	Oct	Nov	Dec	Jan	Feb	Mar	Total
Target	1245	2490	3735	4980	6225	7470	8715	9960	11205	12450	13695	14940	<b>14940</b>
Completed	1176	2392	3364	4444	6020	7172							



**Total visits delivered in April to September 2017/18 by ward area of East Lothian:**

The following table gives a good indication of the coverage across East Lothian where the SFRS delivers Home Fire Safety Visits.

<b>Ward Area</b>	<b>Visits delivered YTD 2017/18</b>
Dunbar and East Linton	36
Fa'side	88
Haddington and Lammermuir	26
Musselburgh East and Carberry	105
Musselburgh West	86
North Berwick Coastal	58
Preston/Seton/Gosford	105
<b>TOTAL</b>	<b>504</b>

## Partnership Working

### Youth Engagement

- During this period, the Community Action Team (CAT) have supported and engaged with youth engagement programmes; Cool Down, Risk Factory in Midlothian/East Lothian and City of Edinburgh. In addition to these programmes, the (CAT) were involved in a bespoke youth programme at Polmont young offenders.
- The CAT is participating in ongoing joint agency working with Police Scotland and the Community Wardens from the Safer Communities team in response to recent rise of secondary fires and anti-social behaviour. This initiative involves delivering talks to all high schools in East Lothian.
- Discussions have taken place with a view to delivering youth engagement courses based on the TD1 model. Course's planned for Red School and Recharge youth groups in East Lothian. Further detail to follow.

### Vulnerable Adults

- The local crews within East have generated 13 Adult Protection referrals (AP1),.
- East Lothian CFF has completed 18 home safety visits to vulnerable adults
- The LALO continues to attend or provide information relevant to Fire for the monthly Multi Agency Risk Conference (MARAC).

### Home Safety Visit Referrals

Referrals from partner agencies total;

- East Lothian Community Access Team = 71
- Beild Housing = 2
- Red Cross = 6
- Care & Repair = 4
- NHS = 5
- Police Scotland = 2
- Living Safely in the Home (LSITH) pilot project has generated 49 referrals to the East Lothian Falls team.
- DAAS = 1
- Deaf Action = 1

### Other Work Completed or In Progress

The following detailed below is further work the Community Action Team (CAT) have completed or is in progress for this period

- The CAT continues to support both Wholetime and Retained Duty System Fire Stations within the East Lothian area with the Seasonal Thematic Action Plans.
- The Local Area Liaison Officer (LALO) is participating in Problem Solving Partnerships for Brunton Hall Musselburgh. Prestonpans and Haddington PSP's have now closed due to a reduction in ASB and fire related ASB
- LALO continues to attend the weekly TACG meetings in East Lothian.

- The LALO delivered input as part of the Adult Support & Protection Level 2 training day at Brunton Hall for staff from East and Midlothian.
- Community Action Team attended a Fireskills Awareness Briefing Session delivered by Alistair McIntosh, Strategic Youth Engagement Officer for the SFRS.
- East Lothian Community Firefighter (CFF) attended Tranent Housing department open day to engage with staff and tenants.