



SCOTTISH
FIRE AND RESCUE SERVICE

Working together for a safer Scotland

Report to: EAST LoTHIAN POLICE, FIRE AND COMMUNITY SAFETY
SCRUTINY COMMITTEE

Date: 29 May 2019

Report By: SFRS

Subject: EAST LoTHIAN LOCAL PLAN PERFORMANCE REPORT

1 PURPOSE

1.1 To provide the Committee with the Scottish Fire and Rescue Service (SFRS) performance report for the period 1 October 2018 to 31 March 2019.

2 RECOMMENDATIONS

2.1 That East Lothian Police, Fire and Community Safety Scrutiny Committee notes the contents of this report.



LOCAL PLAN PERFORMANCE REPORT FOR EAST LoTHIAN



SCOTTISH
FIRE AND RESCUE SERVICE
Working together for a safer Scotland

Performance Report, 1st April 2018 – 31st March, 2019

**Working together
for a safer Scotland**



DISCLAIMER

The figures included in this report are provisional and subject to change as a result of quality assurance and review. The statistics quoted are internal management information published in the interests of transparency and openness.

The Scottish government publishes Official Statistics each year which allow for comparisons to be made over longer periods of time.

Please ensure any external partners in receipt of these reports are aware of this.

CONTENTS	PAGE
1 Introduction	3
2 Performance Summary	4
3 Progress on local fire & rescue plan priorities	
<i>Local Risk Management and Preparedness</i>	5
<i>All accidental dwelling fires</i>	7
<i>All fire casualties (fatal & non-fatal (incl. p/c's))</i>	9
<i>All deliberate fires excl. dwellings</i>	11
<i>Special Service - RTCs</i>	13
<i>Special Service Casualties - All</i>	15
<i>False Alarm - UFAs</i>	17
4 Appendices	
5 Glossary	

Introduction

This performance report provides information on our prevention, protection and operational response activities within the East Lothian for year 2018-19 (1st April 2018 – 31st March 2019).

The Scottish Government provides an overarching vision for public services. This vision supported by 16 National Outcomes, which demonstrate commitment to creating a more successful country, with opportunities for all of Scotland to flourish, through increasing sustainable growth. The Scottish Fire and Rescue Service (SFRS) can make a significant contribution to improving these outcomes for East Lothian by contributing to the Community Planning arrangements across the area.

The national priorities for the SFRS are set out in the Fire and Rescue Framework for Scotland. The SFRS Strategic Plan 2016-2019 outlines how the SFRS will deliver against these priorities and the outcomes against which this delivery can be measured.

The priorities contained within the Local Fire and Rescue Plan for East Lothian 2018 contribute towards the priorities within the East Lothian Plan - Single Outcome Agreement 2013 - 23.

The aims of the local Fire & Rescue Service in East Lothian are to reduce fire deaths and to reduce injuries from fire and other emergencies in the community. We aim to achieve this by working in partnership, being pro-active and targeting our prevention and protection activities to where they are required, based on evidence.

The Local Fire and Rescue Plan for East Lothian 2018 identifies the following five priorities as the main focus for service delivery locally:

Local Priorities:

- As part of a Community Partnership approach, we will make people safer in their homes.
- We will promote Community Resilience whilst contributing to improved outcomes for people involved in non-fire emergencies.
- Together with our Community Partners, we will contribute to making roads in East Lothian safer.
- As part of a Community Partnership, we will challenge anti-social behaviour.
- In partnership, we will aim to reduce the occurrence and impact of Unwanted Fire Alarm Signals.

Area Manager Stephen Gourlay

Local Senior Officer for East Lothian, Midlothian and the Scottish Borders.

stephen.gourlay@firescotland.gov.uk

Performance Summary

We measure how well we are meeting our priorities using 6 key indicators, depicted below

	Apr to (& incl.) Mar					RAG rating
Key performance indicator	2014/15	2015/16	2016/17	2017/18	2018/19	YTD
All accidental dwelling fires	73	80	52	69	71	▲
All fire casualties (fatal & non-fatal (incl. p/c's))	12	10	8	14	8	●
All deliberate fires excl. dwellings	138	194	231	230	283	◆
Special Service - RTCs	47	57	50	55	47	●
Special Service Casualties - All	46	89	73	67	60	●
False Alarm - UFAs	451	466	458	520	495	●

RAG rating - KEY

◆	RED DIAMOND	10% higher than the previous YTD period, or local target not achieved.
▲	YELLOW TRIANGLE	Up to 9% higher than the previous YTD period, or local target not achieved.
●	GREEN CIRCLE	Equal to or improved upon the previous equivalent quarter (or YTD period), or local target achieved.

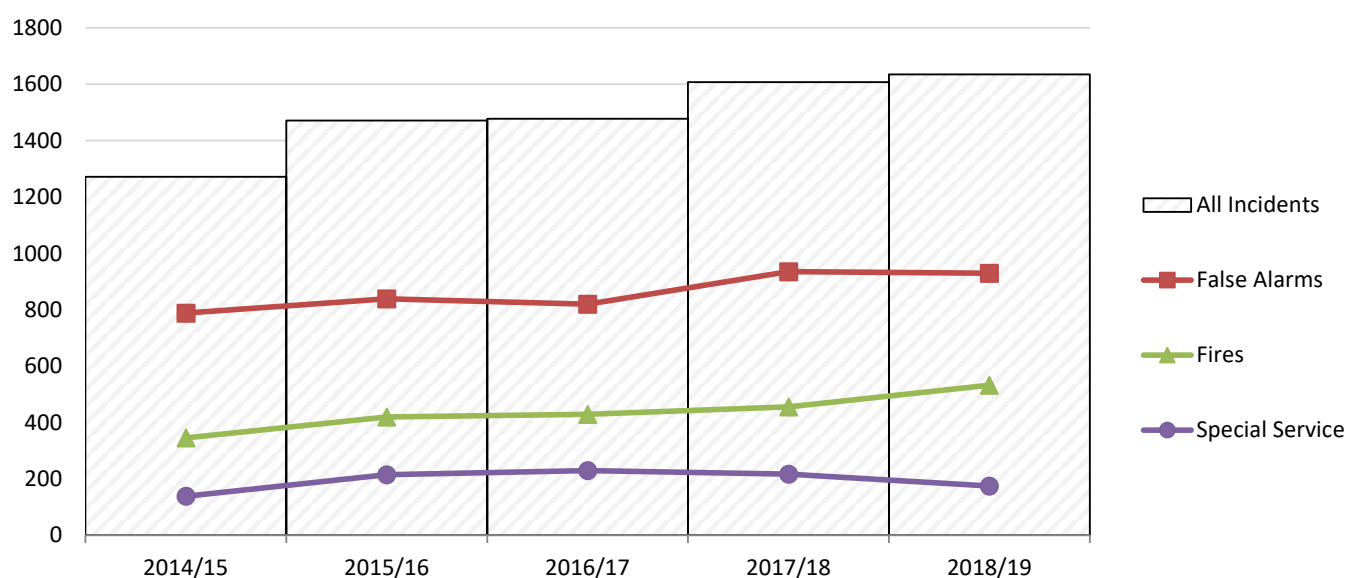
Note

Quarterly comparison RAG Rating = the reporting period compared to the average of the three previous quarterly reporting periods.
Year to Date RAG Rating = the cumulative total of all quarterly performance in current year compared to cumulative total of all quarterly performance in previous year.

Incident Overview

During this financial year to date, SFRS responded to 1,635 incidents in East Lothian, an increase of 28 incidents when compared to last year.

The chart below illustrates incidents YTD attended within East Lothian council over the last 5 fiscal years



Progress on local fire & rescue plan priorities
Local Risk Management and Preparedness
<p>The Service must identify, prioritise and plan to meet the risks in each local community.</p> <p>We said we would:</p> <ul style="list-style-type: none"> • train our staff to deal with our local risks • gather and analyse risk information • work with partners to mitigate risks • deal with major events
<u>Train our staff to deal with our local risks</u>
<p>All of our operational staff undertake routine and risk specific skill acquisition and maintenance training.</p>
<u>Gather and analyse risk information</u>
<p>All of our operational staff gather and analyse local risk information and operational intelligence, used in our preparations to resolve incidents.</p> <p>We conduct Post Incident Debriefs to identify any lessons that can be learned from our preparedness and response to emergency events.</p> <p>We use Urgent Operational Intelligence Briefings to inform our operational staff of any safety critical information.</p>
<u>Work with partners to mitigate risks</u>
<p>We continue to be an active member of the East Local Resilience Partnership.</p> <p>We share information with local authority partners and other key stakeholders (e.g. Police Scotland) to ensure emergency event risks are mitigated.</p>
<u>Deal with major events</u>
<p>There were no major fire events or significant emergency events in this reporting period.</p>

*

Reduction of 'All accidental dwelling fires'

Accidental dwelling fires can have devastating effects on our community. The SFRS is committed to keeping people safe in their homes. We share information with partners to make sure that the right people get the right information they need, particularly those who are vulnerable due to age, isolation or addiction. Reduction of Accidental Dwelling Fires contributes to the East Lothian Plan - Single Outcome Agreement.

Results

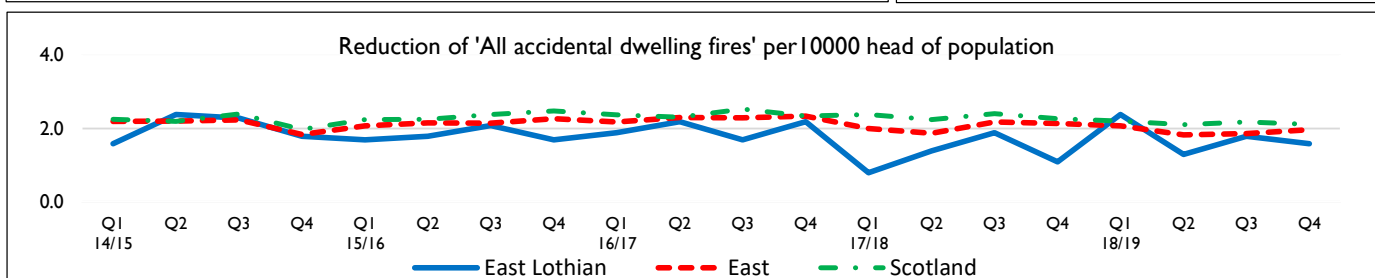
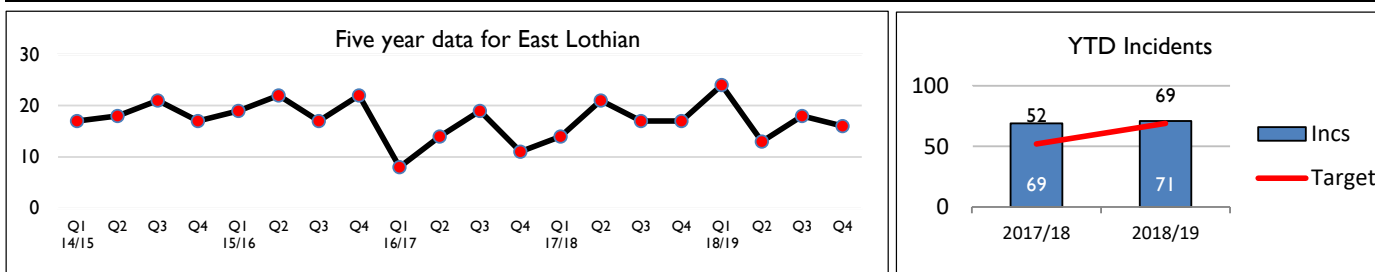
We aim to reduce Accidental Dwelling Fires in East Lothian by contributing towards the SFRS target of 10% reduction per year, over a three-year rolling period. During this period, we responded to 16 Accidental Dwelling Fires, which is a decrease of 2 incidents from the same period last year. The long-term trend based upon incidents/10,000 population is below the Scottish and East Delivery Area trends.

Reasons

Of these 16 accidental dwelling fires, 80% occurred in single occupancy households. 30% involved the over 65 age category. The main causes were cooking (50%) and chimney fire (25%). 50% of the reported fires started in the kitchen. 92% of the fires were confined to the room where the fire started. Houses involved have benefited from our SFRS Post Domestic Incident Response procedure. 56% of the houses involved had working smoke detectors which raised the alarm. It is clear we need to target those at risk in single occupancy households, ensuring those properties have working smoke detection.

Actions

During this reporting period, 963 Home Fire Safety Visits were carried within East Lothian. A number of initiatives and events aimed at reducing accidental dwelling fires were conducted. We have introduced a 'Post Domestic Incident Response' Policy, which provides a framework to ensure that engagement activity is completed in a structured and appropriate manner following incidents. Appendix 1 provides further details on our prevention activities in relation to this priority.



YTD ward ave. for East Lothian - 12	2014/15	2015/16	2016/17	2017/18	2018/19	Sparklines
East Lothian	73	80	52	69	71	
Musselburgh	13	19	11	16	20	
Preston, Seton & Gosford	6	11	11	10	10	
Tranent, Wallyford & Macmerrie	12	8	9	12	11	
North Berwick Coastal	10	14	11	13	7	
Haddington & Lammermuir	17	18	3	9	17	
Dunbar & East Linton	15	10	7	9	6	

Reduction of 'All fire casualties (fatal & non-fatal (incl. p/c's))'

Fire casualty and fatality rates provide an indication of the amount of serious, life-threatening injuries that occur due to fire. This can indicate not only the success of SFRS in reducing the number of life risk fires through community fire safety and similar activities, but also their success in response activity in saving lives.

Results

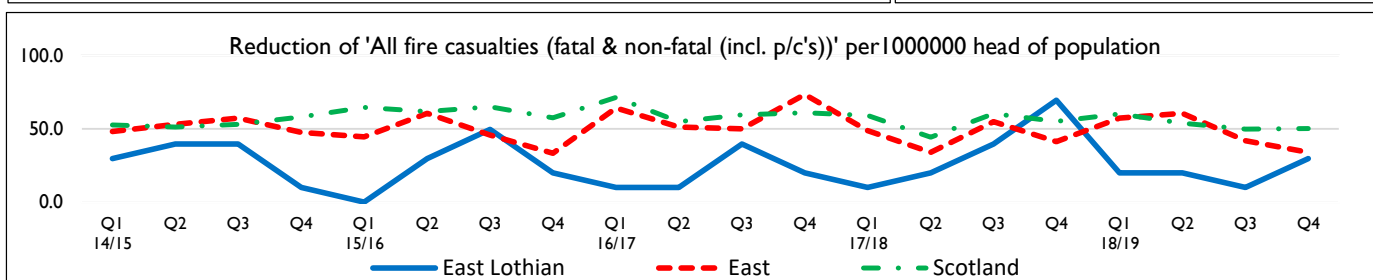
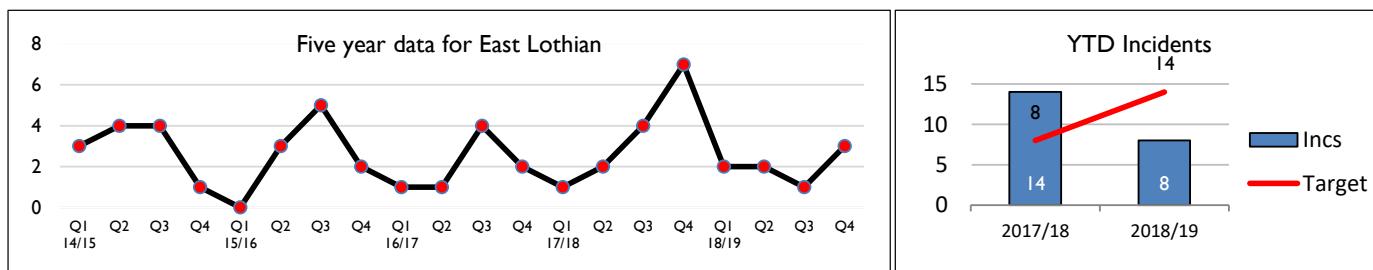
There were 2 reported fire fatalities, in the 6-month period. We aim to reduce Fire Casualties in East Lothian each per year, which contributes towards the SFRS target of reducing Fire Casualties by 5% per year, over a three-year rolling period. In this reporting period, SFRS dealt with 2 other casualties due to accidental dwelling fires. The long-term trend based upon casualties/10,000 population shows East Lothian is lower than the Scottish average and East SDA average.

Reasons

Historically East Lothian has had low numbers of casualties from fires and that trend continued last year with numbers falling from 14 to 8.

Actions

During this reporting period, 963 Home Fire Safety Visits were carried out and over 1,000 smoke detectors were fitted within East Lothian. We continue to work with our partners in East Lothian Council and seek opportunities with social work and NHS to target those most vulnerable and at risk from fire. 105 referrals were received from our partner agencies.



YTD ward ave. for East Lothian - I	2014/15	2015/16	2016/17	2017/18	2018/19	Sparklines
East Lothian	12	10	8	14	8	
Musselburgh	3	4	2	3	2	
Preston, Seton & Gosford	1	0	1	0	0	
Tranent, Wallyford & Macmerrey	1	1	0	4	1	
North Berwick Coastal	2	2	3	2	2	
Haddington & Lammermuir	3	2	1	1	1	
Dunbar & East Linton	2	1	1	4	2	

Reduction of 'All deliberate fires excl. dwellings'

Although deliberate fire setting, historically, has not been a significant problem for the SFRS in East Lothian there has been an increase in recent years and is closely linked to other forms of anti-social behaviour. In the main, deliberate fires are secondary fires categorised into refuse/bins, grassland or derelict buildings incidents. Reduction of Deliberate Fire Setting contributes to the East Lothian Plan Single Outcome Agreement.

Results

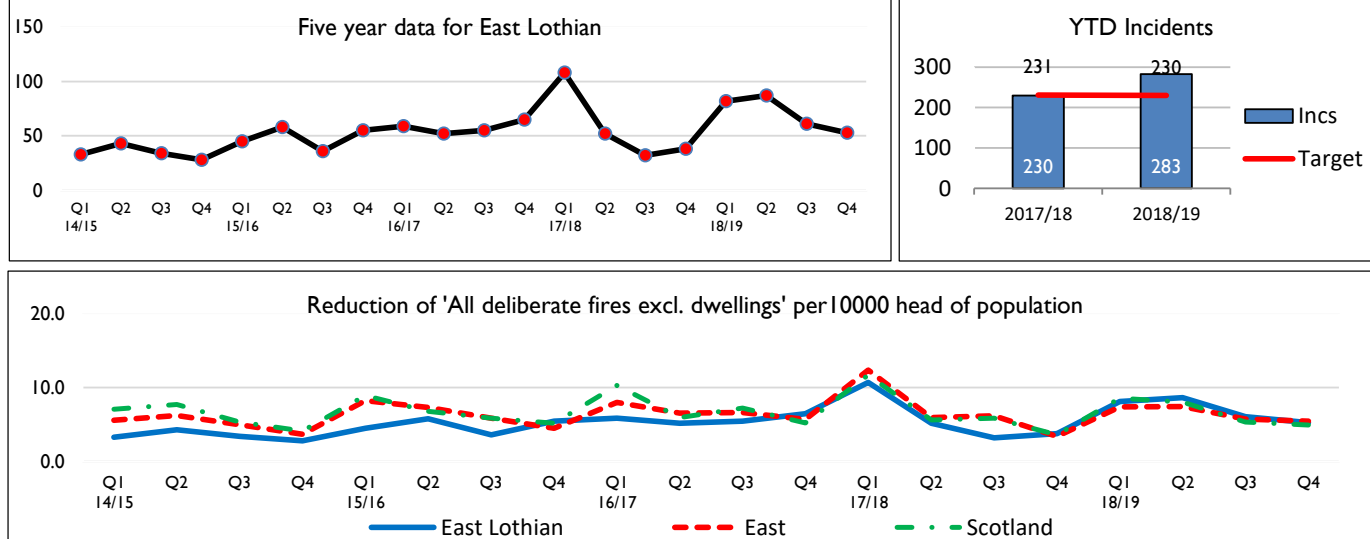
There were 91 deliberate fires during this reporting period and is an increase of 21 on the same period last year. The areas mostly likely to suffer from this type of fire behaviour are Prestonpans, Tranent, Haddington and Musselburgh. There has been an increase of 53 from the last reporting year. The long-term trend based upon Deliberate Fire Setting /10,000 population identifies East Lothian is in line with the Scottish and East Service Delivery area average.

Reasons

During the reporting period, deliberate ignition to scrubland/woodland accounted for 55% of deliberate fires with 40% to refuse and bins in East Lothian, with 5% attributed to deliberate building fires. Most incidents occurred in Prestonpans and Tranent, however Musselburgh and Haddington have high incidence.

Actions

A multi-agency approach was taken when the incident trend was identified through the TACG. There has been a coordinated approach to the identified trend areas and intervention work has been undertaken with youth groups in Tranent and Preston Pans. Further information is available in Appendix I.



YTD ward ave. for East Lothian - 47	2014/15	2015/16	2016/17	2017/18	2018/19	Sparklines
East Lothian	138	194	231	230	283	
Musselburgh	39	50	37	41	54	
Preston, Seton & Gosford	23	40	71	52	63	
Tranent, Wallyford & Macmerrie	55	59	79	70	76	
North Berwick Coastal	3	7	10	2	11	
Haddington & Lammermuir	12	23	23	39	50	
Dunbar & East Linton	6	15	11	26	29	

Reduction of 'Special Service - RTCs'

Whilst much of this risk is out with the control of SFRS alone, responding to Non-Fire Emergencies such as Road Traffic Collisions is a key part of our intervention activities. The SFRS is committed to working with partners and other stakeholders to drive continuous improvement in this area. Reduction of Casualties from Non-Fire Emergencies contributes to the East Lothian Plan Single Outcome Agreement, number of people killed or seriously injured in road accidents.

Results

SFRS attended 33 Road Traffic Collisions (RTCs) during this reporting period. This is a decrease of 7 incidents from the same period last year. Per 10,000 head of population, East Lothian is in line with the Scottish and East Service Delivery area trend.

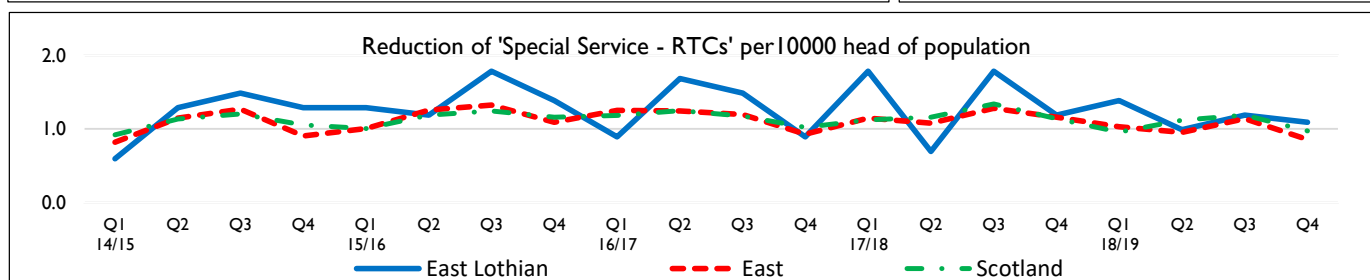
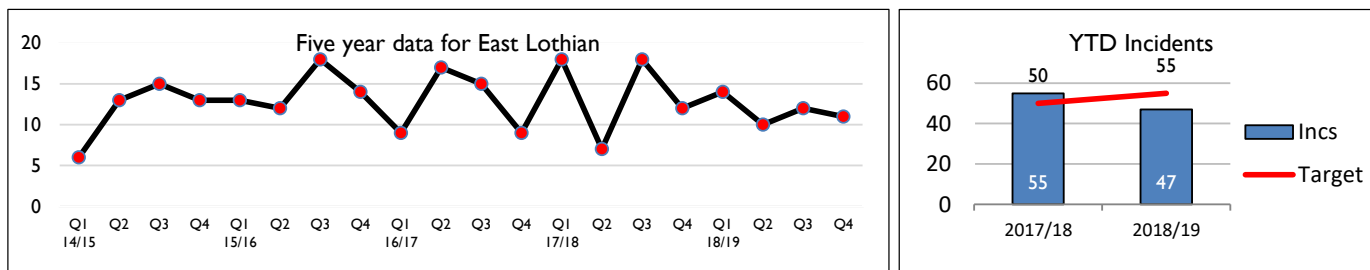
Reasons

The SFRS only attend those RTC's they are requested to attend and this number does not reflect the total number within East Lothian.

Actions

The SFRS continues to be a member of a multi-agency approach to reducing Road Traffic Collision's and the associated casualties and fatalities. The continued delivery of Tomorrow's Driver programme targeting young people is an excellent partnership approach in our drive to reduce road traffic collisions.

We continue to seek opportunities to educate local communities in support of reducing the number of RTCs and resulting casualties.



YTD ward ave. for East Lothian - 8	2014/15	2015/16	2016/17	2017/18	2018/19	Sparklines
East Lothian	47	57	50	55	47	
Musselburgh	11	14	12	7	7	
Preston, Seton & Gosford	6	8	2	6	5	
Tranent, Wallyford & Macmerrie	15	12	8	13	8	
North Berwick Coastal	1	4	11	9	13	
Haddington & Lammermuir	5	4	9	11	5	
Dunbar & East Linton	9	15	8	9	9	

Reduction of 'Special Service Casualties - All'

Whilst much of this risk is out with the control of SFRS alone, responding to Non-Fire Emergencies is a key part of our intervention activities. The SFRS is committed to working with partners and other stakeholders to drive continuous improvement in this area. Reduction of Casualties from Non-Fire Emergencies contributes to the East Lothian Plan Single Outcome Agreement.

Results

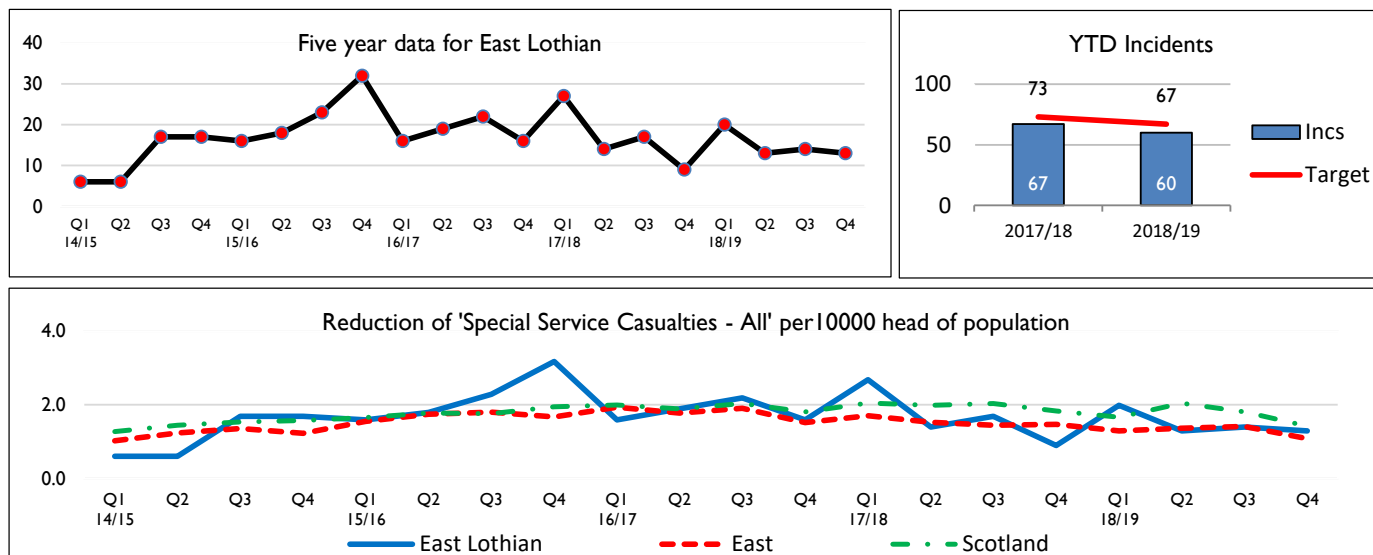
We attended to 27 casualties from non-fire emergencies in East Lothian, which is an increase of 1 compared with 2017/18. The trend per 10,000 head of population is in line with the average of the Scottish and East service delivery areas.

Reasons

We attended RTCs that resulted in 1 fatality and 16 casualties in East Lothian. SFRS helped 10 other casualties in a range of incidents including medical response, effecting entry, rescue from water and hazardous material incidents. There was 1 fatality at a rail incident. As the SFRS continue to assist with medical emergencies as co or first responders, the number of events is likely to increase.

Actions

The SFRS is a member of a multi-agency approach to reducing Road Traffic Collision's and the associated casualties and fatalities. The continued delivery of Tomorrow's Driver programme targeting young people is an excellent partnership approach to reducing road traffic collisions. We continue our full commitment to the Scottish Government Strategy relating to Out of Hospital Cardiac Arrest (OHCA) and significantly increasing survivability rates through co responding and education. We will also continue to respond to the communities needs in terms of other non-fire emergencies.



YTD ward ave. for East Lothian - 10	2014/15	2015/16	2016/17	2017/18	2018/19	Sparklines
East Lothian	46	89	73	67	60	
Musselburgh	13	22	21	18	5	
Preston, Seton & Gosford	4	20	12	6	5	
Tranent, Wallyford & Macmerrie	11	7	15	8	7	
North Berwick Coastal	3	17	11	10	17	
Haddington & Lammermuir	10	7	6	12	10	
Dunbar & East Linton	5	16	8	13	16	

Reduction of 'False Alarm - UFAs'

Unwanted Fire Alarm Signals (UFAS) are defined as incidents where an automated fire alarm system activates and results in the mobilisation of SFRS resources, when the reason for that alarm turns out to be connected with faulty or defective alarm equipment. The SFRS is committed to working with partners and other stakeholders to reduce Unwanted Fire Alarm Signals.

Results

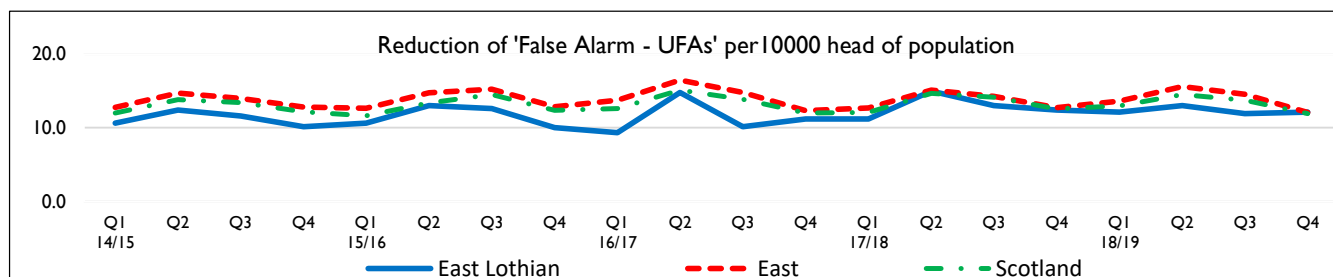
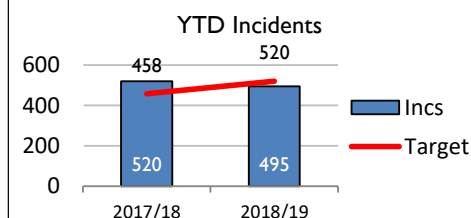
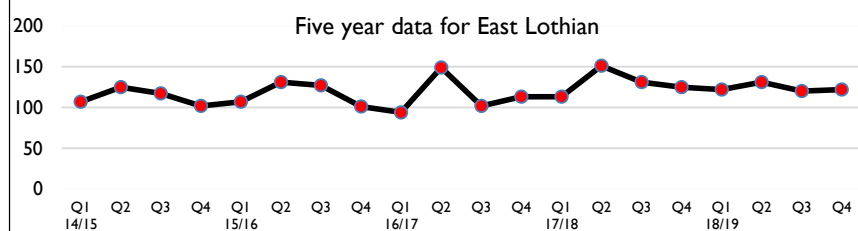
SFRS attended 242 UFAS incidents during this reporting period. In comparison to last year, this is a decrease of 14 incidents. East Lothian trend is in line with that of Scotland and the East Service Delivery area.

Reasons

Of the 242 Unwanted Fire Alarm Signals incidents we attended, 90% were caused by system and human errors (Testing, faults, cooking/burnt toast, aerosols etc.), 4% were good intent calls and 6% were malicious.

Actions

We continue to monitor UFAS calls and our Fire Safety Enforcement Officers work closely with premises to reduce further UFAS incidents. This includes discussing technological, procedural and management solutions in order to prevent future UFAS incidents. These proactive actions are clearly having a positive impact in reducing the number of calls to premises.



YTD ward ave. for East Lothian - 83	2014/15	2015/16	2016/17	2017/18	2018/19	Sparklines
East Lothian	451	466	458	520	495	
Musselburgh	149	154	139	140	162	
Preston, Seton & Gosford	39	44	33	61	38	
Tranent, Wallyford & Macmerry	56	65	87	88	78	
North Berwick Coastal	57	72	75	68	81	
Haddington & Lammermuir	97	89	67	121	84	
Dunbar & East Linton	53	42	57	42	52	

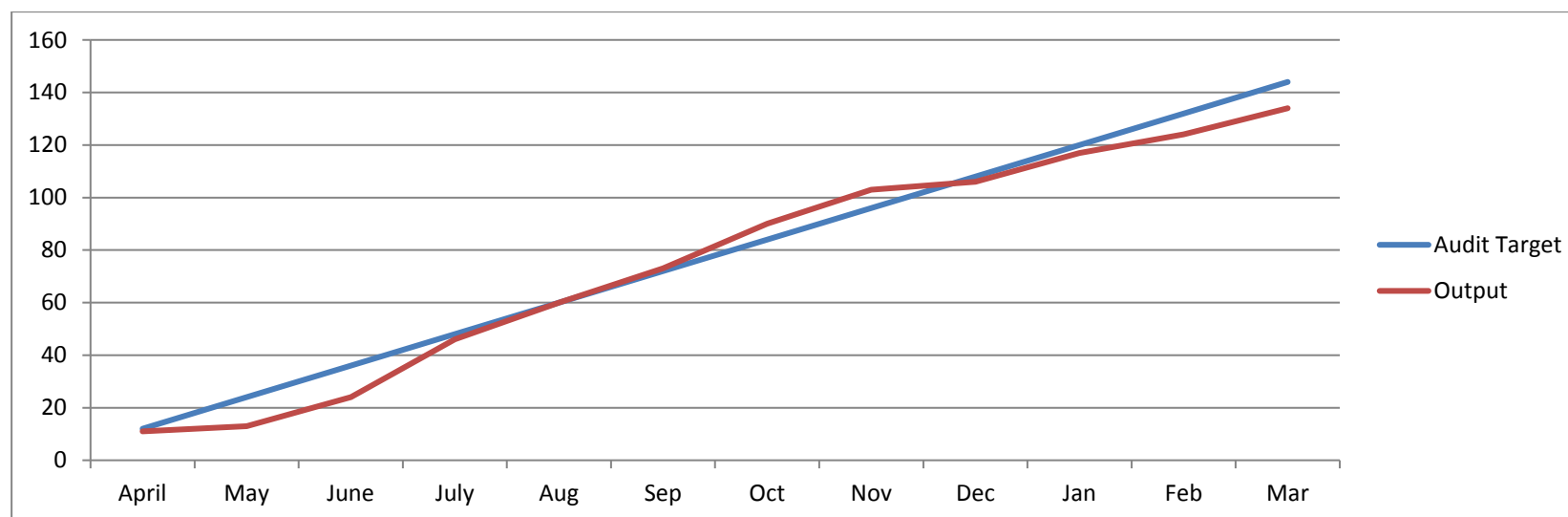
Prevention & Protection Activities

Year to date October 1st 2018 – March 31st 2019

Fire Safety Enforcement Audits

The figures represent the audit workloads delivered by the East Lothian Fire Safety Enforcement Officer (FSEO). Following the Scottish Fire and Rescue Service (SFRS) Enforcement Framework, local deployment ensures compliance for relevant premises in terms of the Fire Scotland Act (2005) and associated Fire Safety Regulations. As can be seen from the table below, there have been minor fluctuations in output month to month so far in the year. Recent movement of staff has had a slight impact on the annual number of audits completed, however, all high-risk audits have been completed as per framework.

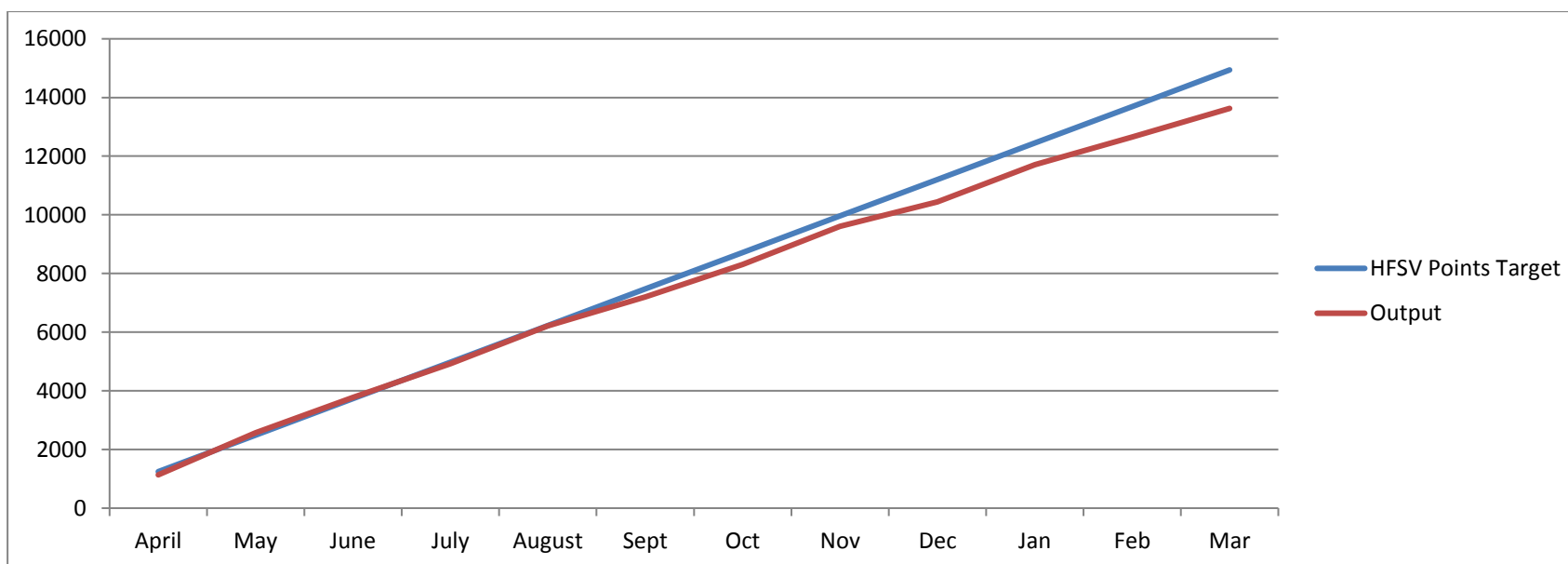
	Apr	May	Jun	Jul	Aug	Sept	Oct	Nov	Dec	Jan	Feb	Mar	Total
Target:	12	24	36	48	60	72	84	96	108	120	132	144	144
Completed:	11	13	24	46	60	73	90	103	106	117	124	134	134



Home Fire Safety Visits

The delivery of Home Fire Safety Visits (HFSVs) is the corner stone of the SFRS Community Safety Engagement Framework. By visiting households and providing fire safety advice and free smoke alarms the numbers of dwelling fires and casualties will be reduced. To target the highest risk households across East Lothian, a point's allocation based on risk and an associated target has been set (24 points per high, 8 per medium, 4 per low risk visit). Performance in relation to annual targets is down. This is mainly due to SFRS implemented changes last year which means we no longer revisit properties that have had a HFSV and were deemed to be either low or medium risk. On a positive note, the number of high risk referrals being received are increasing. We have just agreed new points targets for 2019/20. A total of **963** HFSVs were completed during 2018/19.

	Apr	May	Jun	Jul	Aug	Sept	Oct	Nov	Dec	Jan	Feb	Mar	Total
Target	1245	2490	3735	4980	6225	7470	8715	9960	11205	12450	13695	14940	14940
Completed	1136	2568	3780	4928	6216	7204	8304	9608	10444	11708	12651	13628	13628



Total visits delivered April 2018 to March 2019 by ward area of East Lothian:

The following table gives a good indication of the coverage across East Lothian where the SFRS delivers Home Fire Safety Visits.

Ward Area	Visits delivered YTD 2018/19
Dunbar and East Linton	70
Fa'side	183
Haddington and Lammermuir	43
Musselburgh East and Carberry	183
Musselburgh West	158
North Berwick Coastal	111
Preston/Seton/Gosford	215
TOTAL	963

Partnership Working

Youth Engagement

- During this period, the Community Action Team (CAT) have supported and engaged with youth engagement programmes, including, Risk Factory in the City of Edinburgh and Firekills in Scottish Borders and Midlothian. In addition to these programmes, the (CAT) were involved in a bespoke youth programmes at Polmont young offenders.
- Fireskills courses have been delivered locally at Dunbar in October and February.
- Local SFRS staff have worked with **3** individuals as part of our **FIRE**setter Intervention and Re-Education Scheme (**FIREs**)

Vulnerable Adults

- The local crews within East Lothian have generated **21** Adult Protection referrals (AP1).
- Our CAT have completed **20** enhanced home safety visits to vulnerable adults.
- The Local Authority Liaison Officer (LALO) continues to attend and provide information relevant to Fire for the monthly Multi Agency Risk Conference (MARAC).

Home Safety Visit Referrals

Referrals from partner agencies accounted for just over 100 of all received within this reporting period. We continue to work with partners and their staff, raising awareness and creating referral pathways. This is vital to support SFRS identifying those individuals at greatest risk of fire within the home. It can be seen from the figures below that this work is providing very positive results.

- East Lothian Community Access Team = **59**
- Housing Associations = **33**
- Social Services = **13**
- Living Safely in the Home (LSITH) = **22**
- Others = **25**

Other Work Completed or In Progress

Initiatives and objectives detailed below relates to work that our local staff have completed or are progressing.

- The CAT continues to support one Wholetime and five RDS stations within the MELSB area with the Seasonal Thematic Action Plans.
- Local area SFRS staff attend the weekly TACG meetings in East Lothian.
- Our Prevention & Protection team members have been working in collaboration with other partners to support Dunbar Grammar to reduce a spike in secondary fires/ASB by delivering fire safety talks & delivered an input into the Fireskills programme. (ongoing).
- SFRS have delivered several Home Fire Safety (HFS) awareness sessions at East/Midlothian Public Protection (EMPPO) training events during this reporting period. This exercise also generates HFSVs, providing focus on those who are at greater risk of fire within the home environment.
- Similar sessions have been delivered to East Lothian Council Housing staff, other housing providers and Allied Healthcare.
- The LALO attended EL Partnership Against Rural Crime meetings and events.
- Our Community Action Team have delivered fire safety talks to Nursery, Primary and Secondary Schools within the East Lothian area.
- SFRS continue to support Community Planning and Community Justice agendas at all levels via representation.
- The LALO and Community FF continue working with East Lothian Works, Ross High, Tranent & Preston Lodge, Prestonpans to support our Youth engagement objectives and reduce anti-social behaviour.