



# LOCAL PLAN PERFORMANCE REPORT FOR EAST LoTHIAN



**SCOTTISH**  
FIRE AND RESCUE SERVICE  
Working together for a safer Scotland

Performance Report, 1<sup>st</sup> October 2020 – 31<sup>st</sup> March 2021

**Working together  
for a safer Scotland**



## DISCLAIMER

The figures included in this report are provisional and subject to change as a result of quality assurance and review. The statistics quoted are internal management information published in the interests of transparency and openness.

The Scottish government publishes Official Statistics each year which allow for comparisons to be made over longer periods of time.

Please ensure any external partners in receipt of these reports are aware of this.

<b>CONTENTS</b>	<b>PAGE</b>
1 <b>Introduction</b>	<b>3</b>
2 <b>Performance Summary</b>	<b>4</b>
3 <b>Progress on local fire &amp; rescue plan priorities</b>	
<i>Local Risk Management and Preparedness</i>	<b>5</b>
<i>All accidental dwelling fires</i>	<b>7</b>
<i>All fire casualties (fatal &amp; non-fatal (incl. p/c's))</i>	<b>9</b>
<i>All deliberate fires excl. dwellings</i>	<b>11</b>
<i>Special Service - RTCs</i>	<b>13</b>
<i>Special Service Casualties - All</i>	<b>15</b>
<i>False Alarm - UFAs</i>	<b>17</b>
4 <b>Appendices</b>	
5 <b>Glossary</b>	

## Introduction

This performance report provides information on our prevention, protection and operational response activities within the East Lothian for year 2020-21 (1st October 2020 – 31st March 2021).

The Scottish Government provides an overarching vision for public services. This vision supported by 16 National Outcomes, which demonstrate commitment to creating a more successful country, with opportunities for all of Scotland to flourish, through increasing sustainable growth. The Scottish Fire and Rescue Service (SFRS) can make a significant contribution to improving these outcomes for East Lothian by contributing to the Community Planning arrangements across the area.

The national priorities for the SFRS are set out in the Fire and Rescue Framework for Scotland. The SFRS Strategic Plan 2019-2022 outlines how the SFRS will deliver against these priorities and the outcomes against which this delivery can be measured.

The priorities contained within the Local Fire and Rescue Plan for East Lothian contribute towards the priorities within the East Lothian Plan - Single Outcome Agreement 2013 - 23.

The aims of the local Fire & Rescue Service in East Lothian are to reduce fire deaths and to reduce injuries from fire and other emergencies in the community. We aim to achieve this by working in partnership, being pro-active and targeting our prevention and protection activities to where they are required, based on evidence.

The Local Fire and Rescue Plan for East Lothian 2018 identifies the following five priorities as the main focus for service delivery locally:

Local Priorities:

- As part of a Community Partnership approach, we will make people safer in their homes.
- We will promote Community Resilience whilst contributing to improved outcomes for people involved in non-fire emergencies.
- Together with our Community Partners, we will contribute to making roads in East Lothian safer.
- As part of a Community Partnership, we will challenge anti-social behaviour.
- In partnership, we will aim to reduce the occurrence and impact of Unwanted Fire Alarm Signals.

Area Commander Stephen Gourlay

Local Senior Officer for East Lothian, Midlothian and the Scottish Borders.

[stephen.gourlay@firescotland.gov.uk](mailto:stephen.gourlay@firescotland.gov.uk)

## Performance Summary

We measure how well we are meeting our priorities using 6 key indicators, depicted below

Key performance indicator	Apr to (& incl.) Mar					RAG rating
	2016/17	2017/18	2018/19	2019/20	2020/21	YTD
All accidental dwelling fires	41	52	55	38	33	●
All fire casualties (fatal & non-fatal (incl. p/c's))	6	7	5	5	4	●
All deliberate fires excl. dwellings	166	192	232	145	139	●
Special Service - RTCs	41	43	36	30	17	●
Special Service Casualties - All	57	58	47	33	21	●
False Alarm - UFAs	344	394	372	419	368	●

### RAG rating - KEY

◆	RED DIAMOND	10% higher than the previous YTD period, or local target not achieved.
▲	YELLOW TRIANGLE	Up to 9% higher than the previous YTD period, or local target not achieved.
●	GREEN CIRCLE	Equal to or improved upon the previous equivalent quarter (or YTD period), or local target achieved.

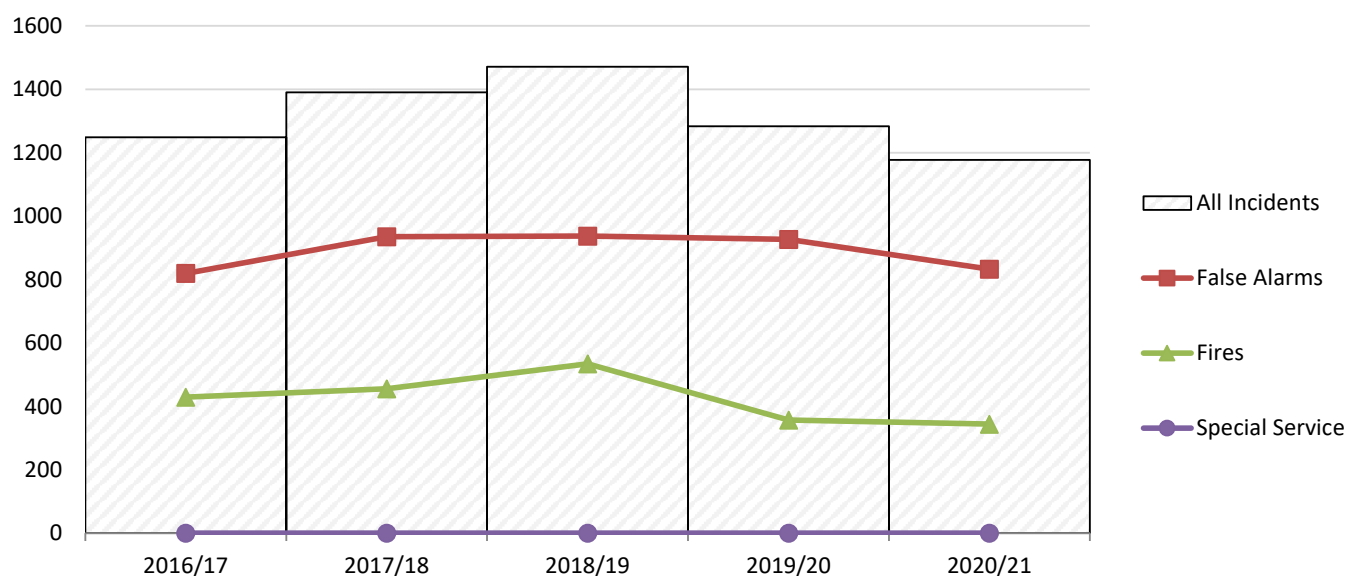
### Note

Quarterly comparison RAG Rating = the reporting period compared to the average of the three previous quarterly reporting periods.  
 Year to Date RAG Rating = the cumulative total of all quarterly performance in current year compared to cumulative total of all quarterly performance in previous year.

### Incident Overview

During this financial year to date, SFRS responded to 1177 incidents in East Lothian, this is a reduction of 8% (106 incidents) when compared to last year. This figure is also the lowest figure in the past five years.

The chart below illustrates incidents YTD attended within East Lothian council over the last 5 fiscal years



**Progress on local fire & rescue plan priorities**

**Local Risk Management and Preparedness**

The Service must identify, prioritise and plan to meet the risks in each local community.

We said we would:

- train our staff to deal with our local risks
- gather and analyse risk information
- work with partners to mitigate risks
- deal with major events

Train our staff to deal with our local risks

All of our operational staff undertake routine and risk specific skill acquisition and maintenance training.

Gather and analyse risk information

All of our operational staff gather and analyse local risk information and operational intelligence, used in our preparations to resolve incidents.

We conduct Post Incident Debriefs to identify any lessons that can be learned from our preparedness and response to emergency events.

We use Urgent Operational Intelligence Briefings to inform our operational staff of any safety critical information.

Work with partners to mitigate risks

We continue to be an active member of the East Local Resilience Partnership. We share information with local authority partners and other key stakeholders (e.g. Police Scotland) to ensure emergency event risks are mitigated.

Deal with major events

There were no major fire events or significant emergency events in this reporting period.

\*

## Reduction of 'All accidental dwelling fires'

Accidental dwelling fires can have devastating effects on our community. The SFRS is committed to keeping people safe in their homes. We share information with partners to make sure that the right people get the right information they need, particularly those who are vulnerable due to age, isolation or addiction. Reduction of Accidental Dwelling Fires contributes to the East Lothian Plan - Single Outcome Agreement.

### Results

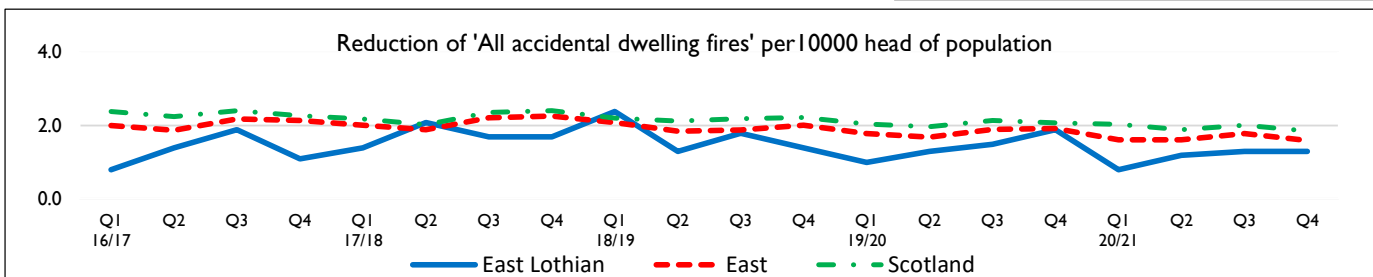
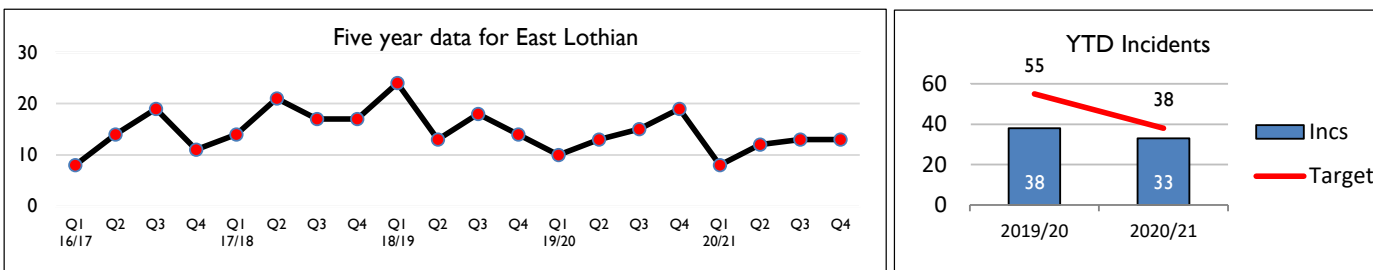
We aim to reduce Accidental Dwelling Fires in East Lothian by contributing towards the SFRS target of 10% reduction per year, over a three-year rolling period. During this period, we responded to 26 Accidental Dwelling Fires. The figure of 26 is a reduction of 23% or 8 incidents from the same period last year. The long-term trend based upon incidents/10,000 population is below the Scottish and East Delivery Area trends.

### Reasons

From the 26 accidental dwelling fires, 76% occurred in single occupancy households. 19% involved the over 65 age category. The main cause of fire was cooking (42%) with other causes of falling asleep, electrical/equipment fault and a chimney fire. 21 of the 26 fires (80%) were confined to the item first ignited or the room where the fire started. Houses involved have benefited from our SFRS Post Domestic Incident Response procedure. Only 20 of the 26 (76%) dwellings involved had working smoke detection. It is clear we need to target those at risk in single occupancy households, ensuring those properties have working smoke detection.

### Actions

During this reporting period, 147 Home Fire Safety Visits (totalling 279 YTD) were carried within East Lothian. A number of initiatives and events aimed at reducing accidental dwelling fires were conducted. We have introduced a 'Post Domestic Incident Response' Policy, which provides a framework to ensure that engagement activity is completed in a structured and appropriate manner following incidents. Appendix I provides further details on our prevention activities in relation to this priority.



YTD ward ave. for East Lothian - 6	2016/17	2017/18	2018/19	2019/20	2020/21	Sparklines
East Lothian	41	52	55	38	33	
Musselburgh	9	11	17	9	9	
Preston, Seton & Gosford	9	9	8	7	8	
Tranent, Wallyford & Macmerry	9	10	8	8	1	
North Berwick Coastal	7	10	7	3	3	
Haddington & Lammermuir	2	8	10	9	8	
Dunbar & East Linton	5	4	5	2	4	





## Reduction of 'All fire casualties (fatal & non-fatal (incl. p/c's))'

Fire casualty and fatality rates provide an indication of the amount of serious, life-threatening injuries that occur due to fire. This can indicate not only the success of SFRS in reducing the number of life risk fires through community fire safety and similar activities, but also their success in response activity in saving lives.

### Results

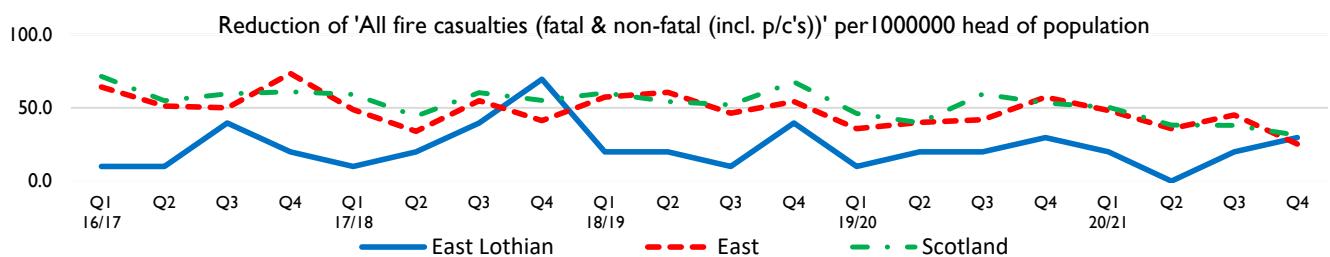
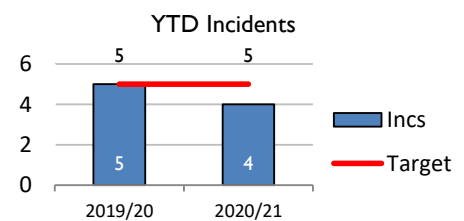
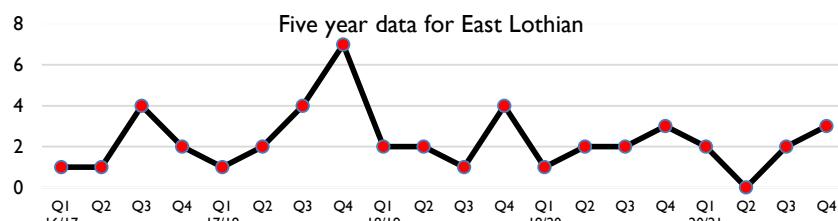
We aim to reduce Fire Casualties in East Lothian each per year, which contributes towards the SFRS target of reducing Fire Casualties by 5% per year, over a three-year rolling period. In this reporting period, SFRS dealt with 2 non fatal casualties (both of which were rescued). The long-term trend based upon casualties/10,000 population shows East Lothian is in line with the Scottish average and East SDA average.

### Reasons

Historically East Lothian has had low numbers of casualties from fires and that trend continues with numbers remaining the same as Q3 and Q4 period last year.

### Actions

During this reporting period, 147 Home Fire Safety Visits were carried out and over 100 smoke detectors were fitted within East Lothian. We continue to work with our partners in East Lothian Council and seek opportunities with social work and NHS to target those most vulnerable and at risk from fire.



YTD ward ave. for East Lothian - I	2016/17	2017/18	2018/19	2019/20	2020/21	Sparklines
East Lothian	6	7	5	5	4	
Musselburgh	1	0	1	0	2	
Preston, Seton & Gosford	1	0	0	2	0	
Tranent, Wallyford & Macmerry	0	4	0	1	1	
North Berwick Coastal	3	1	2	0	1	
Haddington & Lammermuir	0	1	1	1	0	
Dunbar & East Linton	1	1	1	1	0	



## Reduction of 'All deliberate fires excl. dwellings'

Although deliberate fire setting, historically, has not been a significant problem for the SFRS in East Lothian there has been an increase in recent years and is closely linked to other forms of anti-social behaviour. In the main, deliberate fires are secondary fires categorised into refuse/bins, grassland or derelict buildings incidents. Reduction of Deliberate Fire Setting contributes to the East Lothian Plan Single Outcome Agreement.

### Results

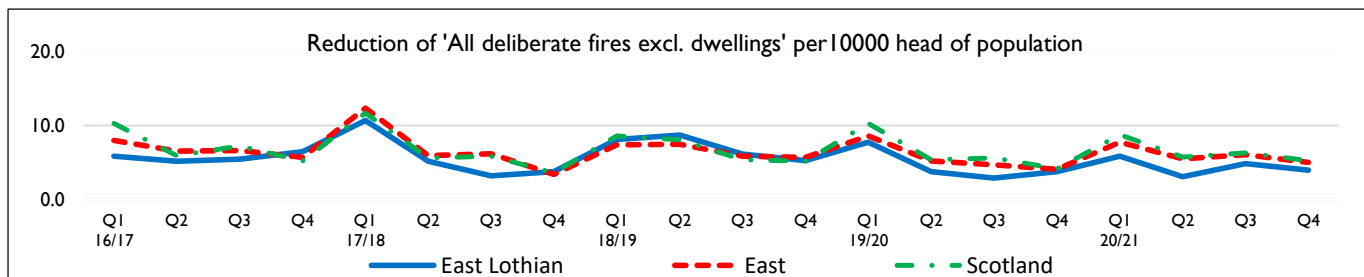
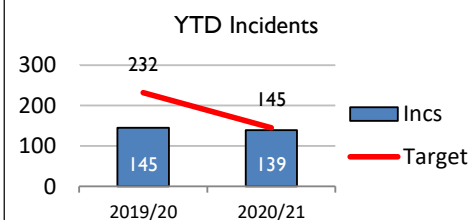
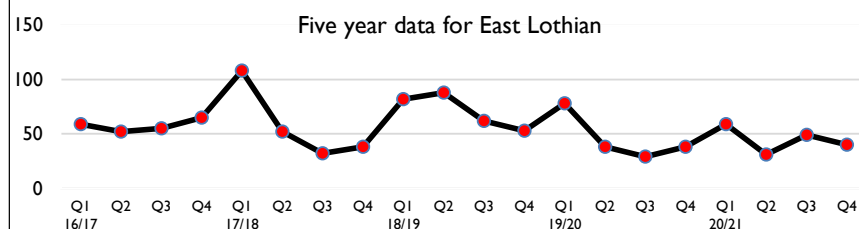
Historically, the areas most likely to be affected from this type of fire behaviour are Prestonpans, Tranent, Musselburgh and Haddington. There were 89 deliberate fires during this reporting period, this is a increase of 22 (24%) deliberate fire incidents on the same period last year. The long-term trend based upon Deliberate Fire Setting /10,000 population identifies East Lothian is below the Scottish and East Service Delivery area average.

### Reasons

During the reporting period Scrubland/woodland deliberate fires accounted for 58% of the 89 deliberate fires with 20% of the total figure was attributed to refuse and bin fires.

### Actions

A multi-agency approach was taken when the incident trend was identified through the TACG. There has been a coordinated approach to the identified trend areas and intervention work has been undertaken with youth groups in Musselburgh, Tranent and Preston Pans. Further information is available in Appendix I.



YTD ward ave. for East Lothian - 23	2016/17	2017/18	2018/19	2019/20	2020/21	Sparklines
East Lothian	166	192	232	145	139	
Musselburgh	27	33	38	57	41	
Preston, Seton & Gosford	53	42	54	24	24	
Tranent, Wallyford & Macmerry	55	62	66	25	47	
North Berwick Coastal	7	1	8	9	4	
Haddington & Lammermuir	16	30	42	14	13	
Dunbar & East Linton	8	24	24	16	10	



## Reduction of 'Special Service - RTCs'

Whilst much of this risk is out with the control of SFRS alone, responding to Non-Fire Emergencies such as Road Traffic Collisions is a key part of our intervention activities. The SFRS is committed to working with partners and other stakeholders to drive continuous improvement in this area. Reduction of Casualties from Non-Fire Emergencies contributes to the East Lothian Plan Single Outcome Agreement, number of people killed or seriously injured in road accidents.

### Results

SFRS attended 14 Road Traffic Collisions (RTCs) during this reporting period. This is a reduction of 6 incidents (30%) from the same period last year. Per 10,000 head of population, East Lothian is slightly above the Scottish and East Service Delivery area trend.

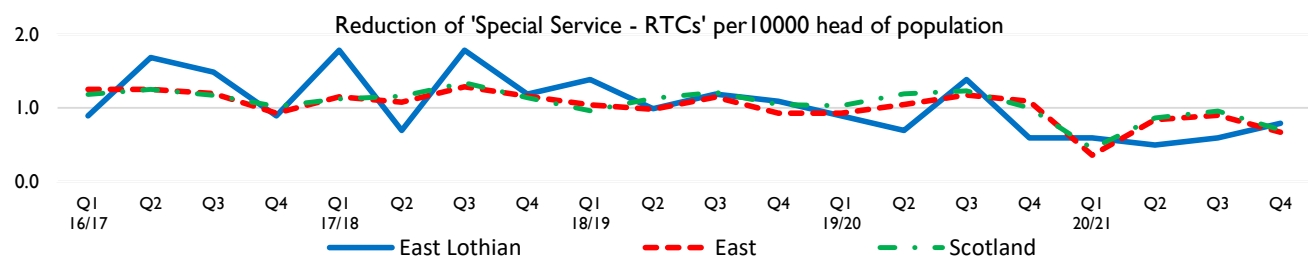
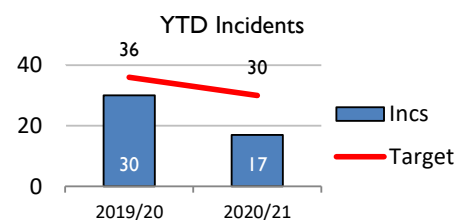
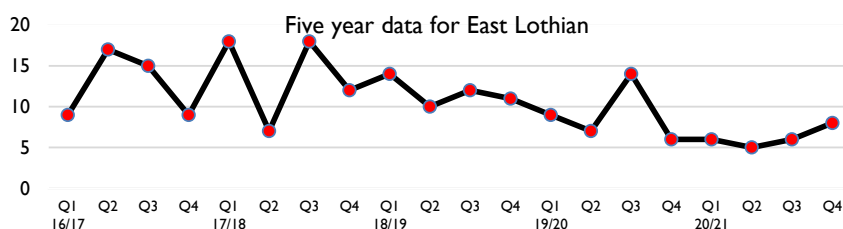
### Reasons

The SFRS only attend those RTC's they are requested to attend and this number does not reflect the total number within East Lothian.

### Actions

The SFRS continues to be a member of a multi-agency approach to reducing Road Traffic Collision's and the associated casualties and fatalities. The continued delivery of Tomorrow's Driver programme targeting young people is an excellent partnership approach in our drive to reduce road traffic collisions.

We continue to seek opportunities to educate local communities in support of reducing the number of RTCs and resulting casualties.



YTD ward ave. for East Lothian - 3	2016/17	2017/18	2018/19	2019/20	2020/21	Sparklines
East Lothian	41	43	36	30	17	
Musselburgh	7	6	5	6	4	
Preston, Seton & Gosford	2	5	4	5	1	
Tranent, Wallyford & Macmerry	7	10	6	5	2	
North Berwick Coastal	10	7	9	2	0	
Haddington & Lammermuir	8	7	5	6	3	
Dunbar & East Linton	7	8	7	6	7	



## Reduction of 'Special Service Casualties - All'

Whilst much of this risk is out with the control of SFRS alone, responding to Non-Fire Emergencies is a key part of our intervention activities. The SFRS is committed to working with partners and other stakeholders to drive continuous improvement in this area. Reduction of Casualties from Non-Fire Emergencies contributes to the East Lothian Plan Single Outcome Agreement.

### Results

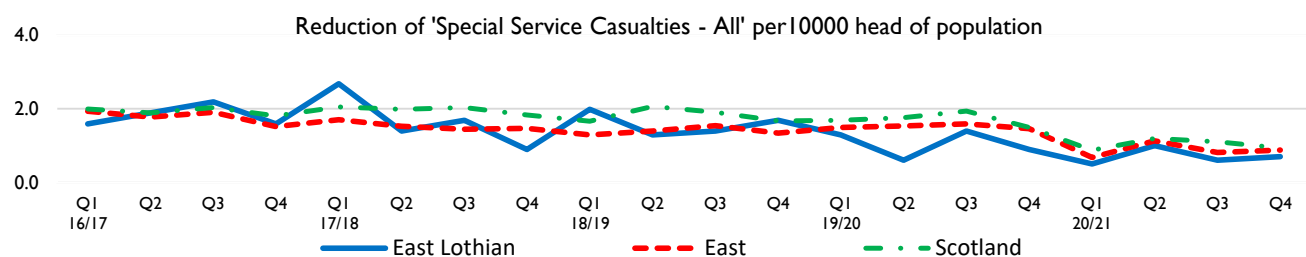
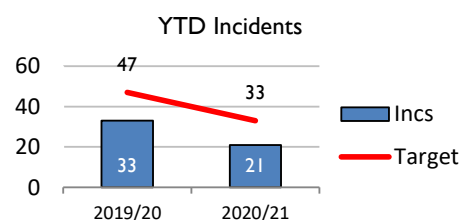
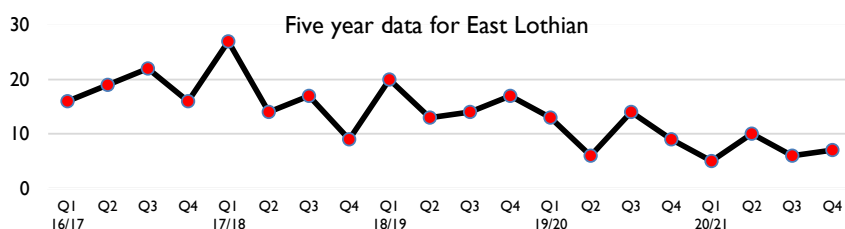
We attended to 13 casualties from non-fire emergencies in East Lothian, which is a reduction of 10 (43%) compared with the same period last year. The trend per 10,000 head of population is below the average of the Scottish and East service delivery areas.

### Reasons

We attended RTC's that resulted in 6 non fatal casualties in East Lothian. We report 2 fatal and 5 non fatal casualties in a range of special service incidents including medical response and effecting entry to assist and support our partner agencies. As the SFRS continue to assist with medical emergencies as co or first responders, the number of events is likely to increase.

### Actions

The SFRS is a member of a multi-agency approach to reducing Road Traffic Collision's and the associated casualties and fatalities. The continued delivery of Tomorrow's Driver programme targeting young people is an excellent partnership approach to reducing road traffic collisions. We continue our commitment to the Scottish Government Strategy relating to Out of Hospital Cardiac Arrest (OHCA) and work to significantly increase survivability rates through co responding and education. We will also continue to respond to the communities needs in terms of other non-fire emergencies.



YTD ward ave. for East Lothian - 4	2016/17	2017/18	2018/19	2019/20	2020/21	Sparklines
East Lothian	57	58	47	33	21	
Musselburgh	15	16	5	9	7	
Preston, Seton & Gosford	9	5	4	3	0	
Tranent, Wallyford & Macmerry	13	7	6	4	3	
North Berwick Coastal	7	9	12	6	1	
Haddington & Lammermuir	6	8	9	4	1	
Dunbar & East Linton	7	13	11	7	9	





## Reduction of 'False Alarm - UFAs'

Unwanted Fire Alarm Signals (UFAS) are defined as incidents where an automated fire alarm system activates and results in the mobilisation of SFRS resources, when the reason for that alarm turns out to be connected with faulty or defective alarm equipment. The SFRS is committed to working with partners and other stakeholders to reduce Unwanted Fire Alarm Signals.

### Results

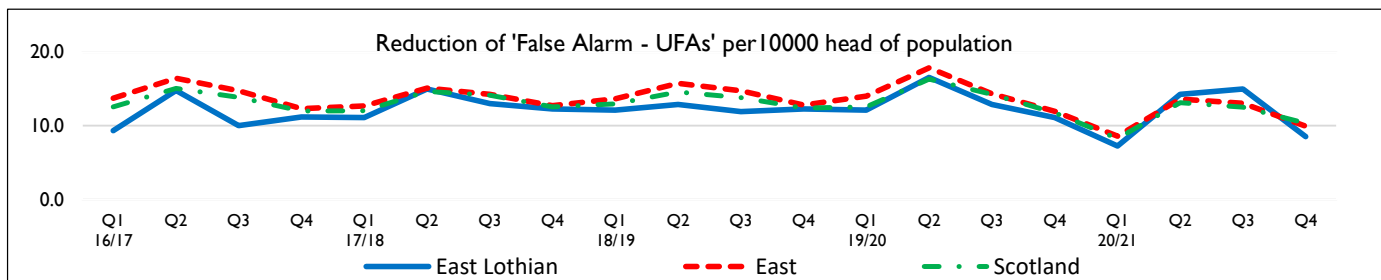
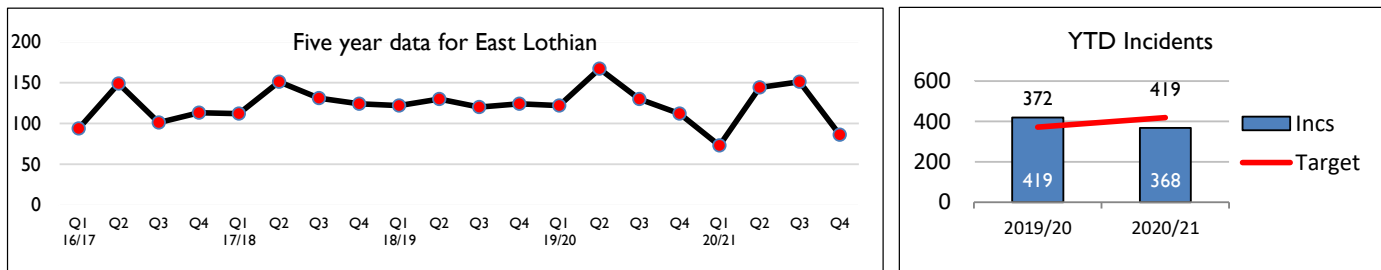
SFRS attended 237 UFAS incidents during this reporting period. In comparison to last year, this is a reduction of 5 incidents (2%). East Lothian trend is slightly below that of Scotland and the East Service Delivery area.

### Reasons

Of the 237 Unwanted Fire Alarm Signals incidents we attended, 88% were caused by system and human errors (Testing, faults, cooking/burnt toast, aerosols etc.), 7% were malicious and 5% were good intent calls.

### Actions

We continue to monitor UFAS calls and our Fire Safety Enforcement Officers work closely with premises to reduce further UFAS incidents. This includes discussing technological, procedural and management solutions in order to prevent future UFAS incidents. These proactive actions are clearly having a positive impact in reducing the number of calls to premises.



YTD ward ave. for East Lothian - 61	2016/17	2017/18	2018/19	2019/20	2020/21	Sparklines
East Lothian	344	394	372	419	368	
Musselburgh	109	108	120	101	89	
Preston, Seton & Gosford	23	49	28	40	36	
Tranent, Wallyford & Macmerry	60	63	65	51	54	
North Berwick Coastal	57	51	59	76	52	
Haddington & Lammermuir	52	94	59	99	82	
Dunbar & East Linton	43	29	41	52	55	



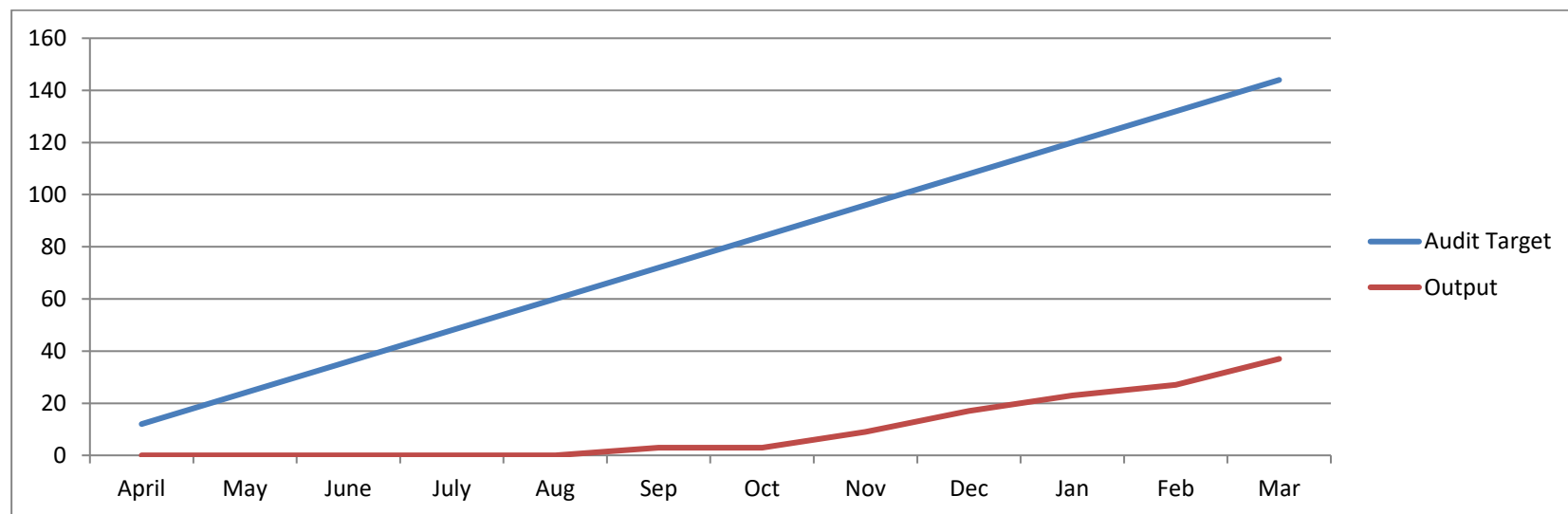
# Prevention & Protection Activities

Year to date April 1<sup>st</sup> 2020 – March 31<sup>st</sup> 2021

## Fire Safety Enforcement Audits

The figures represent the audit workloads delivered by the East Lothian Fire Safety Enforcement Officer (FSEO). Following the Scottish Fire and Rescue Service (SFRS) Enforcement Framework, local deployment ensures compliance for relevant premises in terms of the Fire Scotland Act (2005) and associated Fire Safety Regulations. As can be seen usual annual targets have not been met. Coronavirus lockdown restrictions have severely impacted our audit programme during this year with a vastly reduced number audits carried out. A remote audit process has been produced to assist with delivery of our responsibilities. When appropriate, advice is provided by telephone to support duty holders with compliance and to ensure the risk of fire is managed robustly. All High-Risk premises, including hospitals and Care Homes have received a full audit. Our FSE team continue to carry audits of regulated premises that have experienced a fire incident.

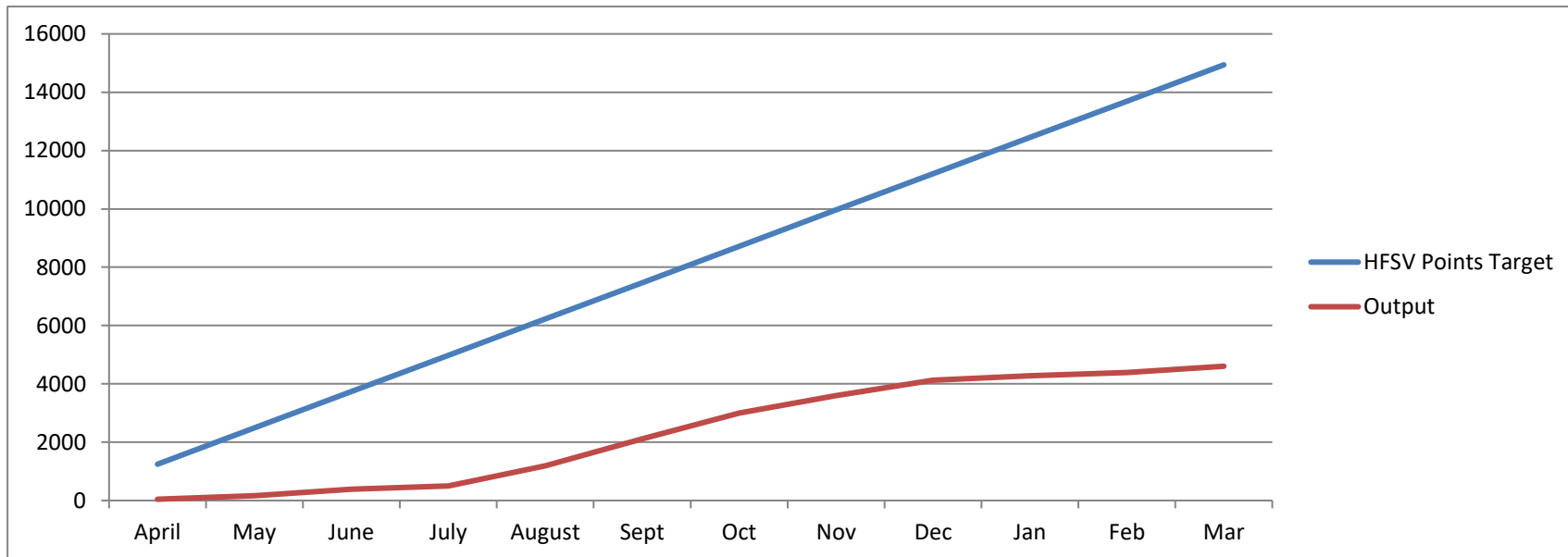
	Apr	May	Jun	Jul	Aug	Sept	Oct	Nov	Dec	Jan	Feb	Mar	Total
Target:	12	24	36	48	60	72	84	96	108	120	132	144	144
Completed:	0	0	0	0	0	3	3	9	17	23	27	33	33



## Home Fire Safety Visits

The delivery of Home Fire Safety Visits (HFSVs) is the corner stone of the SFRS Community Safety Engagement Framework. By visiting households and providing fire safety advice and free smoke alarms the numbers of dwelling fires and casualties will be reduced. To target the highest risk households across East Lothian, a point's allocation based on risk and an associated target has been set (24 points per high, 8 per medium, 4 per low risk visit). Due to the Coronavirus pandemic, and the return to lockdown restrictions, we have had to re-introduce interim measures which included providing this service to high risk individuals only. As a consequence, the number of HFSVs delivered reduced dramatically during this period. **A total of 279** HFSVs were delivered in East Lothian during this period.

	Apr	May	Jun	Jul	Aug	Sept	Oct	Nov	Dec	Jan	Feb	Mar	Total
Target	1245	2490	3735	4980	6225	7470	8715	9960	11205	12450	13695	14940	<b>14940</b>
Completed	44	164	388	496	1192	2112	2944	3600	4120	4280	4384	4604	<b>4606</b>



## Total visits delivered in April 2020 to March 2021 by ward area of East Lothian:

The following table gives a good indication of the coverage across East Lothian where the SFRS delivers Home Fire Safety Visits.

Ward Area	Visits delivered 2020/21
Dunbar and East Linton	25
Fa'side	49
Haddington and Lammermuir	29
Musselburgh East and Carberry	53
Musselburgh West	42
North Berwick Coastal	30
Preston/Seton/Gosford	51
<b>TOTAL</b>	<b>279</b>

## **Partnership Working**

### **Youth Engagement**

Due to the Coronavirus pandemic, our usual Youth engagement programmes have not been delivered. We have however, maintained contact with many partner groups, providing advice via social media and delivering thematic information such as summer safety and deliberate fire-setting. Bonfire reduction/safety activities and Road Safety are two examples of thematic that would normally be delivered face to face. Due to restrictions we have had to use other methods for delivery which included You Tube and Zoom media options. Feedback received from schools and other partners have been very positive.

### **Safeguarding**

Our staff continued to identify and refer adults at risk of harm and/or in need of support. The LALO also continues to provide information relevant to Fire Safety at the monthly Multi Agency Risk Conference (MARAC) and support vulnerable people.

### **HFSV Referrals and advice**

Whilst we continue to receive referrals from partner agencies, the numbers have also reduced. SFRS have provided all partners with specific guidance to support the identification and referral of those deemed at greatest risk of fire within the home. Our current HFSV campaign focuses on a particular high-risk group and is titled "**MAKE THE CALL**" (See page 7)

Our HSFV referral systems are monitored on a daily to ensure that high risk households are contacted within 24 hours as per our policy. All referrals are risk rated with a HFSV carried out or advice provided and recorded for a visit at a later date, when safe to do so.

When a HFSV is not carried out, households are offered advice on the following topics;

- Cooking and Kitchen Safety;
- Electrical and Heating Safety;
- Smoking and Candle Safety;
- Smoke and Heat Alarms;
- Night Time Routine and Fire Escape Plan.

Partner agencies have also requested Enhanced Home Fire Safety Visits through Police concern reports or direct requests from social services. This particular type of visit is provided for those individuals who are exposed to a very high risk of fire within the home and may result in additional measures such as telecare or the provision of fire-retardant bedding being recommended.

## **Bonfire Period**

Normally we would have visited all East Lothian Schools to provide bonfire/firework safety talks, however, as you will appreciate this was an option this year. We therefore provided all Schools with safety literature and a locally produced presentation which can be delivered by teachers.

## **Home Fire Safety; New Standards 2021**

As reported previously, SFRS were preparing for the introduction of the new smoke detection standards which were originally to be invoked as of 1<sup>st</sup> February 2020. The new standard will now come into effect as of 1<sup>st</sup> February 2021. The new standard means that all domestic household must have a combination of smoke/heat detection that is inter-linked. The system can be hardwired or wireless (Bluetooth).

Alarms required to meet the standard:

One smoke alarm installed in the room most frequently used for general daytime living purposes

- One smoke alarm in every circulation space on each storey, such as hallways and landings
- One heat alarm installed in every kitchen

All alarms should be ceiling mounted and interlinked. There is also a requirement for carbon monoxide detectors to be fitted where there is a carbon-fuelled appliance (such as boilers, fires (including open fires), heaters and stoves) or a flue.

At the time of preparing this report, training continues with all operational staff and members of our Community Action Team involved. Local Authorities, Housing Associations and private Landlords are responsible for ensuring the new standards are met. Scottish Government have a dedicated web page to support compliance [www.gov.scot/publications/fire-and-smoke-alarms-in-scottish-homes/](http://www.gov.scot/publications/fire-and-smoke-alarms-in-scottish-homes/).

We continue to support Midlothian Community Planning, Public Protection and Community Justice agendas, participating and having a presence at all levels of governance and delivery.

Although the current circumstances have reduced our ability to deliver/offer all our services, we continue to work with partners on a regular basis, providing advice and reassurance, whilst also planning and considering innovative methods to achieve our goals and objectives.

## **Fire Safety Enforcement (FSE) Audits.**

As previously detailed, the above programme has been severely impacted due to COVID 19 restrictions. Planning for 21/22 is well underway with the usual focus of ensuring high risk premises are audited and provided SFRS support and guidance when required.

## **Other Work Completed or In Progress**

Given the impact of the Coronavirus and the necessity to introduce new working practices, this has resulted in less opportunities to deliver face to face services as detailed in previous sections of this report.

We have managed to maintain contact with partners via modern technology systems, whilst also ensuring that those individuals requiring urgent assistance, such as a Home Fire Safety Visit, safeguarding or fires-setter's concerns are addressed.

Although the current circumstances have reduced our ability to deliver/offer all our services, we continue to work with partners on a regular basis, providing advice and reassurance, whilst also planning and considering innovative methods to achieve our goals and objectives.

At the time of compiling this report, in conjunction with Scottish Government advice, SFRS are producing recovery plans which will ultimately see a return to normal operating activities. This will obviously be dependent upon circumstances relating to COVID infections etc. Planning will be based upon several delivery options to ensure that regardless of the operating environment we find ourselves in, those at greatest risk of fire or in need of SFRS support will be reached.



# Do you know someone **OVER 50** who **SMOKES?**



And do they meet  
one or more of the  
following criteria:

- Living alone?
- Mobility issues?
- Using medical oxygen?

THEY MAY BE AT **GREATER RISK OF FIRE!**



You could help save a life! **#MAKETHECALL**

Book a free **HOME FIRE SAFETY VISIT:**

**0800 0731 999**

