

**REPORT TO: POLICE, FIRE AND COMMUNITY SAFETY  
SCRUTINY COMMITTEE**

**MEETING DATE: 11 June 2025**

**BY: Executive Director for Place**

**SUBJECT: Tackling Antisocial Behaviour**

---

## **1 PURPOSE**

To advise the Committee on the number, type and geographical breakdown of antisocial behaviour complaints received by East Lothian Council during the reporting period (1 October 2024 to 31 March 2025) and to advise on actions taken in response to same.

## **2 RECOMMENDATIONS**

- 2.1 That the Committee notes the terms of the report.

## **3 BACKGROUND**

- 3.1 The number of antisocial complaints received by East Lothian Council during the reporting period was 877 bringing the aggregate number of complaints received during 2024/2025 to 1863. This represents a 3% increase as compared to the preceding year (1803).
- 3.2 Appendix 1 provides a linear analysis of antisocial behaviour complaints made to East Lothian Council from 2020/2021 to 2024/2025.
- 3.3 Appendix 2 provides a linear analysis of the number of antisocial behaviour complaints made to East Lothian Council per 100 000 of the population from 2020/2021 to 2024/2025.
- 3.4 Of the aggregate 1863 complaints received, 804 related to (all forms of) antisocial noise, 272 were youth related with the remaining 787 consisting of, *amongst other things*, shouting, swearing, neighbour disputes, drug related complaints, harassment, and verbal abuse. The diagram at Appendix 3 offers a visual representation of the breakdown in terms of case type in terms of percentage.
- 3.5 In terms of *loci*, 48% of the aggregate complaints received during 2024/2025 were from Musselburgh and the surrounding environs, 20%

from Tranent, 7% from Dunbar, 12% from Prestonpans, 8% from Haddington and 5% from North Berwick. The diagram at Appendix 4 offers a visual representation of geographical breakdown.

- 3.6 During the reporting period, 37 referrals were made to the mediation service. Following upon a previous review of the way in which lower-level antisocial behaviour complaints were being processed on receipt, cases continue to be, *at first instance*, referred to the mediation service with a view to diverting parties away from traditional enforcement interventions.
- 3.7 There are 24 live Antisocial Behaviour Orders in East Lothian. The Antisocial Behaviour Case Monitoring Group continues to meet on a four weekly basis to ensure that the more *serious, complex, and persistent cases* are addressed from a multi-agency perspective; there are currently 72 cases being so monitored, 20 of which are drug related.
- 3.8 The Antisocial Behaviour Overview Group, along with the weekly and recently Tasking and Co-ordinating Group, met throughout the reporting period; the latter of these multi-agency groups informs the deployment of Police Officers, Neighbourhood Outreach Youth Workers, and mobile CCTV cameras, of which there are 6, to antisocial behaviour “hotspots”, with said deployments being made on an analysis of complaint levels and received intelligence. During the reporting period, membership of the group was extended to include representatives from the Health and Social Care and Midlothian and East Lothian Drugs and Alcohol Partnerships to help inform discussions pertaining to individuals who have come to the attention of Police Scotland and other agencies and who are affected by mental health and substance and alcohol issues.
- 3.9 During the reporting period the Independent Working Group on Antisocial Behaviour established by the Scottish Government published its report entitled “Antisocial Behaviour – Whose responsibility? Towards a more effective response for addressing antisocial behaviour in Scotland”. Contained within were a series of recommendations, including, the establishment of an independently chaired oversight board “to support a whole system approach to drive change and to ... provide leadership to the sustainable delivery of upstream prevention and achieve effective partnership working.” The report also called for, amongst other things, “the development of a preventative framework outlining the supports and resources within public services to achieve upstream prevention.” It is of note that in East Lothian there are already a number of council teams and partner agencies that deliver a range of diversionary and preventative programmes and activities. The report also called for a review and revision of the existing legislation and guidance relating to antisocial behaviour. A full copy of the report can be found here: <https://www.gov.scot/publications/report-independent-working-group-antisocial-behaviour/>.
- 3.10 Officers continue to participate in the national Antisocial Behaviour Officers Forum, the Scottish Community Safety Network, and the Scottish Mediation Network.

- 3.11 The Overview Group instructed a review of the Antisocial Behaviour Strategy in December 2022; a cross-service working group consisting of senior officers and police representatives met twice during 2023. Following upon those discussions and having received initial feedback from the East Lothian Tenants and Residents Panel, management of the consultation process was outsourced to Green and Burton ASB Associates. Representatives from that organisation are currently consulting with officers from a number of internal council teams and external partners, including, Police Scotland, East Lothian Housing Association and the said Panel. In June 2025 the consultants will be engaging with local Elected Members. A Strategy Workshop will take place in July 2025 to explore the findings from the consultation with a draft being prepared shortly thereafter. Following upon further consultation, the final document will be submitted for Council approval in September 2025.
- 3.12 During the reporting period, 86 joint Police / Council letters were sent to the parents of children whom the police had identified as being present in instances and areas affected by antisocial behaviour; all such letters were copied to Education, Children's Wellbeing, Police Scotland's Youth Justice Officer and to the relevant Area Housing Office where the child formed part of council tenancy household.
- 3.13 The Community Protection Officers, previously known as the Community Wardens, have, amongst other things, continued to investigate complaints of low-level antisocial behaviour, fly-tipping, abandoned vehicles, unauthorised Traveller encampments, littering, graffiti, dog fouling and out of control and stray dogs. At the date of the report there were 3 full-time Community Protection Officers covering the East side of the county with 3 full-time and 1 part-time officer in the West; the previous staff complement was added to in May 2025 by the employment of 2 temporary officers whose primary focus will be on addressing fly-tipping but who will also assist in addressing broader types of antisocial behaviour.

## **4 POLICY IMPLICATIONS**

- 4.1 None.

## **5 INTEGRATED IMPACT ASSESSMENT**

- 5.1 The subject of this report has been through the Integrated Impact Assessment process and no negative impacts have been identified.

## **6 RESOURCE IMPLICATIONS**

- 6.1 Financial – None.
- 6.2 Personnel - None.

6.3 Other – None.

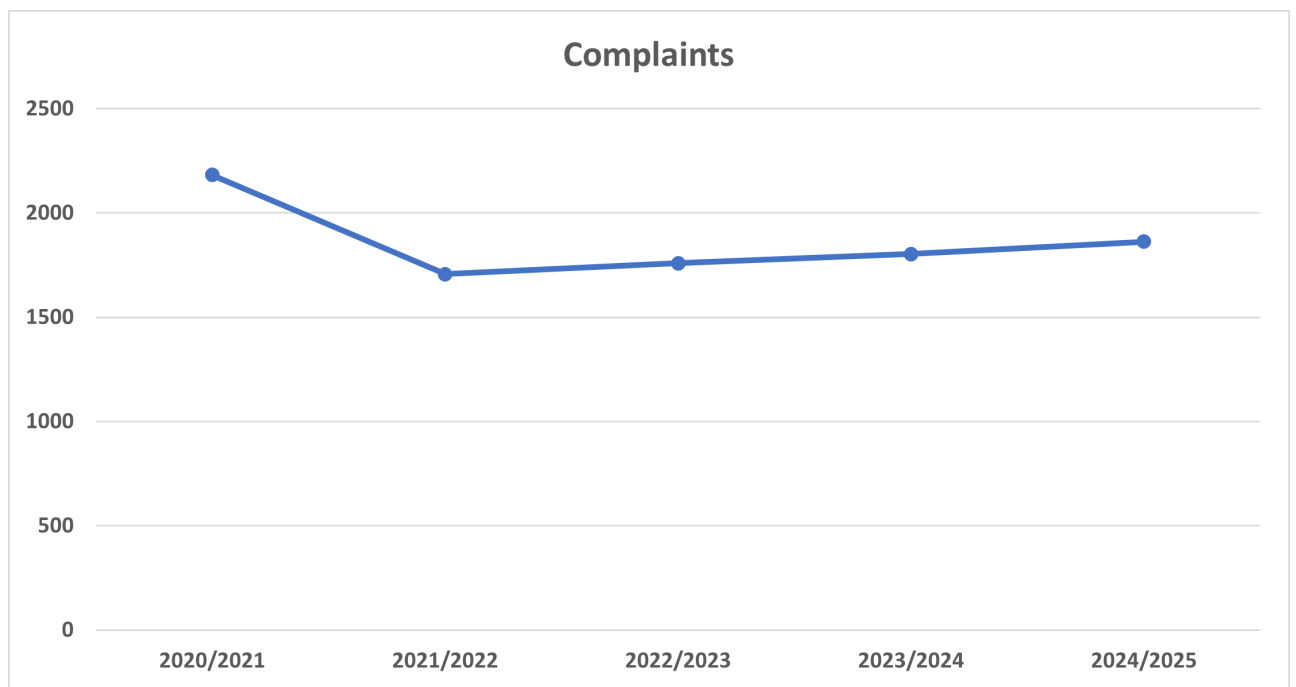
## **7 BACKGROUND PAPERS**

- 7.1 Appendix 1 - Graph showing Antisocial Behaviour complaints made to East Lothian Council from 2020/2021 to 2024/2025.
- 7.2 Appendix 2 – Graph showing the number of Antisocial Behaviour complaints made to East Lothian Council per 100K of the population (2020/2021 to 2024/2025).
- 7.3 Appendix 3 - Chart showing breakdown of complaint type (1 April 2024 – 31 March 2025).
- 7.4 Appendix 4 - Chart showing geographical breakdown (1 April 2024 –31 March 2025).

<b>AUTHOR'S NAME</b>	Kenneth Black
<b>DESIGNATION</b>	Team Manager Community Protection Team
<b>CONTACT INFO</b>	01620 829 919
<b>DATE</b>	21 May 2025

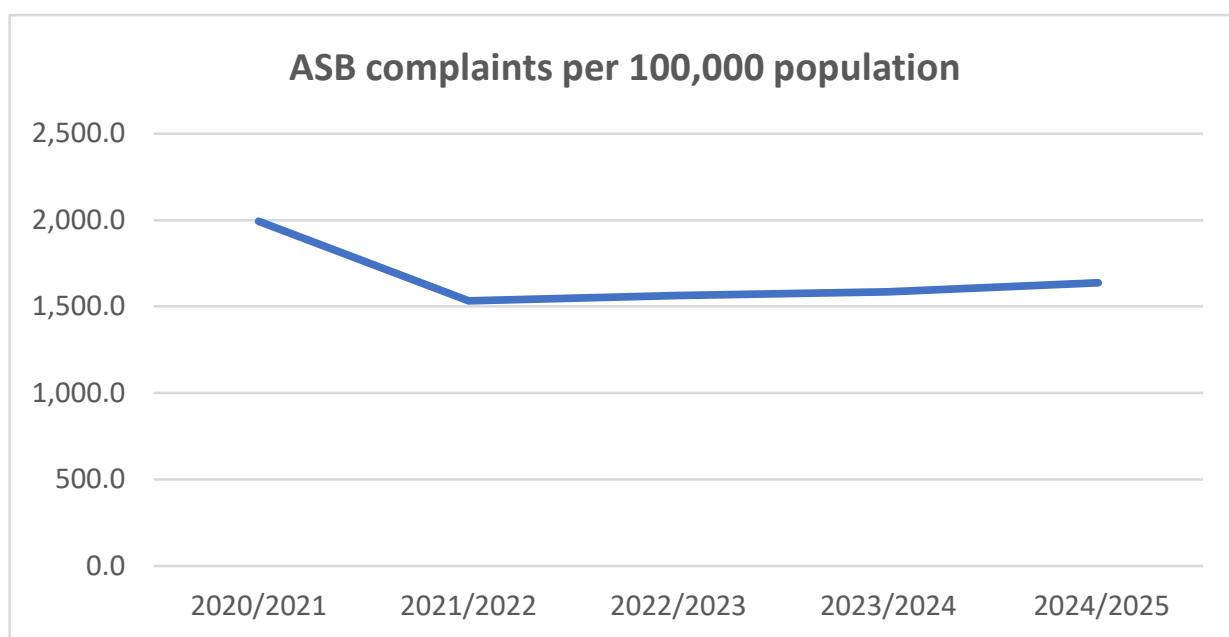
## Appendix 1

### **Number of antisocial behaviour complaints made to East Lothian Council 2020/2021 – 2024/2025**



## Appendix 2

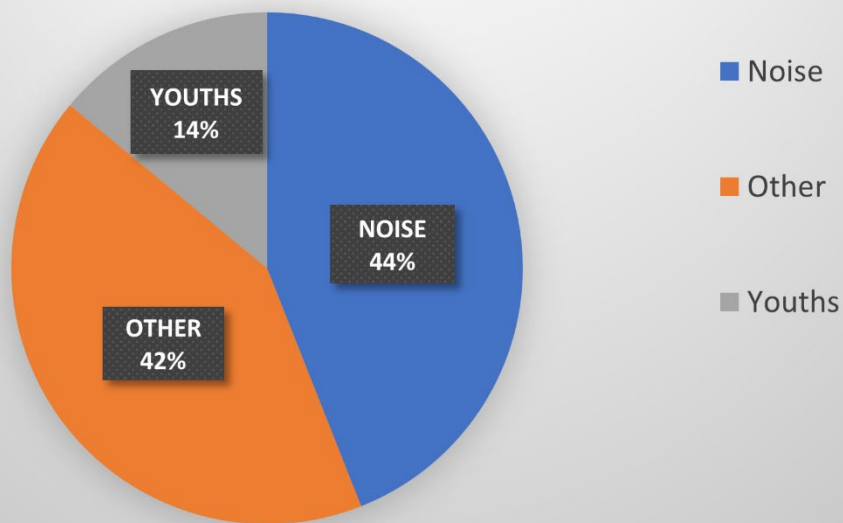
### **Number of Antisocial Behaviour complaints made to East Lothian Council per 100k of population 2020 – 2025**



	2020/2021	2021/2022	2022/2023	2023/2024	2024/2025
ASB Complaints	2182	1706	1759	1803	1863
Estimated mid year population	109,500	111,350	112,460	113,740	113,740
ASB complaints per 100,000 population	1,992.7	1,532.1	1,564.1	1,585.2	1637.9

## Appendix 3

**Complaint type %**  
**1st April 2024 to 31st March 2025**



## Appendix 4

**Geographical breakdown of antisocial behaviour cases %  
1st April 2024 to 31 March 2025**

