



**MINUTES OF THE MEETING OF
POLICE, FIRE and COMMUNITY SAFETY SCRUTINY COMMITTEE**

**WEDNESDAY 11 JUNE 2025, 10AM
VIA HYBRID SYSTEM**

Committee Members Present:

Councillor Akhtar
Councillor Allan
Councillor Hampshire (Chair)
Councillor McGinn
Councillor McGuire
Councillor McMillan
Councillor Menzies

Police Scotland

Mr B Leathes, Chief Inspector
Mr G Banks, Divisional Commander

Scottish Fire and Rescue Service

Mr S Oliver, Group Commander
Ms A McCann, Group Commander

Other Councillors Present

N/A

Council Officials Present:

Mr K Black, Safer Communities Team Leader
Lynn Crothers, Service Managers – Protective Services

Clerk:

Ms M Scott

Apologies:

Councillor Trotter

Declarations of Interest:

N/A

- 1. MINUTES FOR APPROVAL: POLICE, FIRE & COMMUNITY SAFETY SCRUTINY COMMITTEE, 11 DECEMBER 2024**

The minutes of the Police, Fire and Community Safety Scrutiny Committee held on 11 December 2024 were approved.

2. POLICE SCOTLAND SCRUTINY REPORT – THE LOTHIAN AND SCOTTISH BORDERS – Q4 2024/25

Police Scotland submitted a scrutiny report to update members on their work during Quarter 4 2024/25.

Chief Inspector (CI) Ben Leathes, Police Scotland, noted the positive statistics and the good work between all partners in East Lothian which was central to the crime stats seen today and hoped to continue to improve upon it and deal with challenges. He also highlighted the work of the Tactical and Coordination Group where all crimes, vulnerable people and hotspots are flushed through.

CI Leathes then spoke in detail to the report, highlighting the local policing priorities of:

- i) Protecting the most vulnerable people
- ii) Reducing violence & anti-social behaviour
- iii) Reducing acquisitive crime
- iv) Improving Road Safety and
- v) Tackling serious and organised crime,

and provided a thorough outline of the report's contents.

Councillor Menzies asked CI Leathes to dig a bit deeper into the drugs activities he mentioned within his report, specifically what happened to people after they were intercepted. He noted the importance of being in a house and recognising if there is a vulnerability such as addiction or children within the premises which would need a child protection referral. CI Leathes noted referrals made relating to addiction would usually be dealt with by teams within the Esk Centre and there had been some really successful stories from people being offered rehab.

Responding to further questions from Councillor Menzies relating to shop lifting and domestic abuse rates, CI Leathes reported the police offer prevention surveys to all businesses who had been targeted repeatedly as stopping people from entering the shop because of the knock on effects of shop lifting can lead to confrontation with staff therefore use of a security guard or CCTV are recommended. CI Leathes noted the challenges the police face when dealing with victims of domestic abuse as it is not a straightforward process with many barriers to engagement and fully reporting criminality. He added it was really positive the reporting had gone up, but a lot of those calls can be related to advice and support around already existing non-harassment orders and guaranteed with every report of domestic abuse every effort was made to engage with the person and refer them to the domestic abuse team if required. CI Leathes made it clear that the police was a victim-cantered organisation and could only take reports as far as people want to take them.

Councillor McGinn asked if the police would be continuing to look for more reporting from communities. CI Leathes absolutely encouraged this, through crime stoppers or speaking with a local community officer.

Responding to further questions from Councillor McGinn, CI Leathes was unable to say why there had been an increase in detection of mobile phone use while driving but reported officers will target the priority roads but will be on the smaller roads within towns in between. He noted there was no particular pattern related to mobile phone use, but he believed people were more tempted to use their phones now due to more apps being available. CI Leathes reported the goal would always be to seize off road bikes as most of them are illegal and more exercises would be arranged in the future to continue this.

Councillor Akhtar asked for more information on what teams have been doing in areas where police stations have been closed to give some assurance to communities that police activity was still ongoing, what we could be doing within East Lothian to tackle hate crime and mental

health issues. CI Leathes stated due to the station closures in North Berwick and Dunbar work had been done at providing some initiatives within supermarkets and garden centres as well as Coffee with a Cop mornings which can be held within any café or public area and were usually publicised through social media or The Courier. He noted there were still conversations ongoing regarding the frequency of those events and highlighted the use of their incident support vehicle which would continue to run throughout the summer season. CI Leathes hoped this was being discussed at CAP meetings and welcomed feedback in perspective of its value for money. He confirmed most hate crime was racially aggravated across a variety of different groups and recognised the importance of children being taught within schools how to engage positively with their peers and appealed for help and understanding from community groups as we are being asked to accommodate refugees which can cause conflict and could be the reason for the rise in hate crime. In relation to mental health, CI Leathes reported a lot of officers were now receiving distress intervention training which allowed for early triage of those suffering a mental health episode and referral to other services. He added mental health breakdown could lead to serious incidents involving the police and fire and rescue services which is why multi-agency meetings were held regularly. CI Leathes highlighted the important of calls to Police Scotland being correctly redirected to NHS24. DC Banks added he recognised officers put in a huge amount of work when they engage with someone in a mental health crisis but equally recognised that they were not always the best fit to resolve the issue. He explained call handlers were trained and worked with NHS24 to capture vulnerability from the first point of contact and the positive impact from that was really clear. DC banks provided information on the national approach on the transfer of care protocol from officers to NHS staff to allow officers back into communities.

Councillor Akhtar asked for more information on what was being done with parents, carers and young people around online offending. CI Leathes stated that was a key area within schools to educate young people to be online safely and over the next six months officers will be working with the Lucy Faithful Foundation to provide online sessions for parents for useful, practical advice on how to teach young people to use mobile phones safely.

Responding to a question from Councillor McGuire, CI Leathes stated there had been an increase in rape cases, a lot of these classed as non-recent so happened a year ago or longer. He added it was a testament to partnership work that's gone on regarding violence against woman and girls that these people now felt confident enough and support to come forward and report these crimes and there had been good results in terms of justice for those victims.

Councillor Hampshire asked what proactive police work was being done with education staff to try and reduce the number of young people carrying knives in the community or within schools. CI Leathes reported the No Knives Better Lives campaign was the main focus for knife related incidents and officers would continue to work with schools to promote the safety of their pupils as they go into the summer holidays. He said officers would also use the stop and search tactic and known hotspots for young people gathering would be targeted by officers.

Councillor McGinn thanked the officers for their report and was grateful for the work that goes on just by police colleagues but also Council officers as there is so much connectivity that goes on which people don't see. He added as someone who chairs CAP meetings, the prominence it had been given over the past few years had greatly increased and raised the importance of the community, elected members, East Lothian Council staff and police colleagues working together. He gave special thanks to Garrett, Mikey, Frances and Fiona who attend the Fa'side CAP and was pleased to hear the language changing about supporting vulnerable people before crimes were committed.

Councillor Menzies echoed Councillor McGinn's comments regarding CAP meetings and how the prominence of them had changed attitudes within communities, especially about speaking

to the police as this was now seen as collaborative working together to help people and not work against them. She also commended the work of the domestic violence unit in Dalkeith and the effectiveness of the Disclosure Scheme for Domestic Abuse Scotland.

Councillor Akhtar also highlighted the positive work of community meetings and gave special mention to Ben Eudory who raised the newly established leadership board for equally safe for violence against women and girls. She asked for this to be one of the areas we come back to ensure collective responsibility was taken as partners and to also support the local community in that area. Councillor Akhtar also noted the challenge faced by all partners due to the rising population within East Lothian and different demands that brings along with the challenge of resources. She expressed how grateful she was for the time spent today at Committee and time spent within communities to make East Lothian a nice, safe place to live.

Councillor Hampshire stated it was informative for communities to see the information from today's Committee, highlighted the challenges being faced and expressed the need for continued partnership working from Councils, communities and the police to ensure crime can be solved. He noted the tight budget restrictions with the need to still deliver services to communities and he thanked the police for the report and progress made in all areas.

Decision

The Committee agreed to note the contents of the Scrutiny Report.

3. SCOTTISH FIRE & RESCUE SERVICE - LOCAL PLAN PERFORMANCE REPORT FOR EAST LOTHIAN – Q1 & Q2 2024/25

Group Commander (GC) Steven Oliver noted the new report format which was now standard layout for all local authorities and welcomed any feedback.

GC Oliver presented the report on the performance of the Fire and Rescue Service in East Lothian over Quarters 3 and 4 of 2024/25. He spoke in detail to the report and provided Members with information in the following areas:

- East Lothian Total Incidents
- Deliberate Fires
- Accidental Fires
- Dwelling Fires
- Non-Domestic Fires
- Fire Casualties
- Special Services
- Unintentional Injury or Harm
- Unwanted Fire Alarm Signals
- Engagement & Station Activities

Councillor McGinn felt the new layout of the report made sense and welcomed the change. He asked about the ongoing response to high risk home safety visits and what deemed people as high risk and what community action was taken during the bonfire period. GC Oliver explained after a person is referred to the fire service a classification would be allocated to them, this was now based around their needs rather than the property. He added if there was a need to involve partner agencies after a home visit then referrals would be done to the police or social care and a plan produced in means of escape and to reduce their risks as much as possible. GC Oliver stated if no smoke detection was present within a property, then interim detection would be fitted, and the owner of the property would have to upgrade this and follow up contact would be made with a further visit if required. He welcomed inclusion at CAP meetings to be a part of discussions around wildfires.

Sederunt: Councillor Menzies left the meeting due to technical issues.

Councillor Akhtar also found the new report layout helpful with the addition of the stats. She noted the home visits had reduced to 63% and asked if officers focussed on the high risk criteria first, then moved onto medium or lower risk. GC Oliver there were no outstanding visits at the moment but if required then they would prioritise those who had been assessed as high risk the point of referral. He added there had been a slight issue with the partner referral process which had impacted figures slightly, but this was expected to pick back up to where it was previously. He made it clear referrals were still welcomed from partner agencies via the website, free phone number or secure email address.

Responding to a further question from Councillor Akhtar, CG Oliver explained the highest level of calls outs were to care homes because the service would always attend a call from them whereas since the introduction of the new policy other areas would only receive attendance if there was confirmation of a fire. He added they would still work with any premises that generate an unwanted fire alarm signal to try to reduce the numbers further, such as education premises.

Councillor Hampshire welcomed any further work with young people on the dangers of starting fires within grassy areas and asked if the service had the resource within East Lothian to be able to cope with the level of increase in demand relating to renewable technology and battery storage facilities that were coming through planning. GC Oliver stated they did not get many fires involving larger electrical items such as cars or storage systems but as they are high profile at the moment they are perceived as high risk. He added that the fire service worked closely with planning to ensure these new sites have the right provision of water supply and suitable separation between areas to prevent wildfires and damaged to woodland or domestic properties. GC Oliver informed Members that East Lothian had the fourth biggest fire and rescue service in the world and had a huge number of resources to call on such as high volume pumps and appliances to deal with fires located further away from mains water supplies. He noted there was a team within headquarters who were looking specifically at electric installations and battery storage, so they had no concerns over the services ability to respond to those types of fires.

Responding to a question from Councillor McMillan, GC Oliver stated hydrants did cause concern over who has responsibility for them but confirmed they were managed by Scottish Water but if they were required for fire fighting and not working correctly then the fire service would end up footing the bill. He added that the fire service routinely inspect hydrants with a programme either through hydrant mechanics for minor repairs or if they required replacing Scottish Water would be informed but the fire service would still pay for that work. GC McCann added that in terms of locating hydrants, almost every fire appliance was equipped with a tablet which provided a map overlay for every local area, every street and within that contained the information of where all hydrants were located.

Councillor McGinn thanked the fire service for their report noting he found it easy to read and pull out information and that he would be in touch in relation to working together, with police colleagues and Council officers. He added his thanks for the collaborative work with Landscape and Countryside officers in relation to wildfire camping.

Councillor Hampshire thanked the officers for the work they are doing preventing fires within East Lothian and the work they continue to do with the community and young people to educate them on fire safety.

Decision

The Committee agreed to note the report.

4. TACKLING ANTISOCIAL BEHAVIOUR

The Executive Director for Place had submitted a report to advise the Committee on the number, type and geographical breakdown of antisocial behaviour complaints received by East Lothian Council during the reporting period (1 October 2024 to 31 March 2025 and to advise on actions taken in response to same.

Kenny Black, Team Manager - Safer Communities Team, spoke to the report in detail, highlighting the overall number of Antisocial Behaviour Complaints, themes for complaints (noise, youth, drug misuse, and others including shouting, swearing and neighbour disputes), a breakdown of complaints by place, comparisons to the equivalent reporting period in 2024/25. Mr Black noted during the report period there were 24 live Antisocial Behaviour Orders in East Lothian, the Multi-agency Adult Case Monitoring Group were currently monitoring the behaviour of 72 individuals within the community who are involved in more serious, complex and persisting cases of anti-social behaviour. He reported the Antisocial Behaviour Overview Group, and the weekly Tasking and Co-ordinating Group (TAC) met throughout the reporting period and noted the report called for the creation of a preventative framework outlining the supports and resources within public services to achieve upstream prevention within the context of antisocial behaviour and the review and revision of the current legislation. Mr Black highlighted the ongoing work being carried out in relation to a review and refresh of the antisocial behaviour strategy with a draft being prepared around July 2025. He also drew Members attention to the number of parental advisory letters that had been sent out during the reporting period and the ongoing work of the Council's community protection officers and their varied workload. He added since the previous meeting of this Committee, two temporary posts within the community protection team had been created with a view to supplementing the current staff rota.

Councillor McGuire asked how many had been caught and charged with fly tipping. Mr Black did not have the specific figures to hand but agreed to share them post meeting but added in the majority of fly tipping cases there was no identification of the culprit which made it impossible to take any enforcement action. Ms Lynn Crothers, Service Managers – Protective Services added that the statistics in terms of catching offenders for fly tipping was low, as it would be nationally but highlighted the work with internal and external colleagues through groups like the Rural Crime Partnership on what could be done in terms of behavioural change and carrying out different types of incentives. She added a strategy was being worked on at the moment to bring together a number of strands to try and tackle the issue of fly tipping.

Responding to questions from Councillor Akhtar, Mr Black explained they were currently in conversation with the legal services department around the data protection matters that may arise from the Council adopting the commercially available noise app therefore it had not been taken onboard yet. Mr Black confirmed the focus was on preventing antisocial behaviour and that from a local authority perspective antisocial behaviour orders were a last resort. He added that all high tariff antisocial behaviour cases were discussed at meeting with representatives from various organisations and the focus was always on prevention and how to avoid taking someone to court. In terms of the consultation process for the strategy, he assured Members all relevant parties would be asked their opinion before a final document was formed. Ms Crothers outlined the objectives of the strategy review and noted that feedback from consultants at the moment was that East Lothian was performing very well in terms of how it was tackling antisocial behaviour and how we were working with partners and agencies to do so.

Councillor McMillan asked what part intelligence played in allocating resources to the area of greatest need and if any trends were being fed into the review. Mr Black confirmed any

relevant intelligence was fed into the weekly tasking and coordinating group then resources would be deployed in relation to a particular area which may be affected by antisocial behaviour. He provided details of the work undertaken in the lead up to bonfire night, including the trading standards team carrying out retail visits to ensure the sale of fireworks was controlled and officers gathering information and intelligence to make enforcement action if necessary. Mr Black added he was also trying to pull local groups into the Safety Advisory Groups to allow for better influence over larger bonfire nights occurring with the county and Halloween had been recognised as an event requiring more focus due to negative activity taking place. CI Leathes stated the planning for October events would begin now and emphasised the importance of community events being better planned and organised to allow police and the fire service to ensure safer preparation.

Responding to a question from Councillor Hampshire, Mr Black confirmed the vast majority of calls he received from parents after receiving a letter were oblivious to the fact their child might have been involved in antisocial behaviour. He added that for most of the letters sent out you never hear about that particular child again, therefore they were a simple but effective intervention. Mr Black added that Education were copied in on all letters sent out to parents and carers.

Councillor Akhtar thanked Mr Black for his report and for his openness and willingness to support community groups when they are facing difficult challenges. She recognised and appreciated the hard work of Mr Black and his team and highlighted specifically the work of the community protection officers. Councillor Akhtar reminded everyone of the limited resources within Mr Black's team and the amount they had achieved especially as East Lothian is one of the worst funded non-city areas in Scotland.

Councillor McMillan echoed Councillor Akhtar's comments and highlighted the work of Mr Black's team on a particular fly tipping case where they responded within an hour of the report. He noted East Lothian had facilities for proper tipping and recognised the strong communities within the area who are concerned for improving community behaviour and to offer opportunities to young, old and the vulnerable.

Councillor McGinn also echoed the comments of his colleagues and highlighted the responsibility on all individuals across the county to behave in a manner that's fitting to ensure the county we live in remained a wonder place to live work and play. He was extremely grateful for the work that went on to keep the county a safe place and hoped that did not go unnoticed.

Decision

The Committee agreed to note the contents of the report.

5. PFCSSC DRAFT ANNUAL WORK PROGRAMME 2025/2026

A draft annual work programme was presented to Committee. This provided the next dates of the Committee for 2025/26.

Decision

The Committee were happy to note the programme.

Signed

.....

Councillor Norman Hampshire
Convener of the Police, Fire and Community Safety Scrutiny Committee

DRAFT

Meeting Date	Performance Monitoring/ Inspection Reports	Other Reports / Reports Requested by Members	Deadline for Reports	Pre-Meet Date
14th January 2026 @ 10am	Fire Service Local Performance Report Q1 and Q2 Police Scotland Scrutiny Report Q1 and Q2	ELC Antisocial Behaviour Report	5 th January 2026	Monday 12 th January 2026 @ 10am
17th June 2026 @ 10am	Police Scotland Scrutiny Report Q3 and Q4 Fire Service Local Performance Report Q3 and Q4	ELC Antisocial Behaviour Report	8 th June 2026	Monday 15 th June 2026 @ 10am



3

3

East Lothian

**Police, Fire, & Community Safety
Committee**

2025-26 Q1 & Q2

Scrutiny Report



**SCOTTISH
FIRE AND RESCUE SERVICE**

Working together for a safer Scotland

**Working together
for a safer Scotland**



East Lothian Police, Fire, & Community Safety Committee

2025-26 Q1 & Q2

Scrutiny Report

Contents













1	Summary
2	Trends
3	Accidental Dwelling Fires (ADFs)
4	Accidental Dwelling Fire Casualties
5	Non-Fire Casualties
6	Deliberate Fires
7	Non-Domestic Fires
8	Unwanted Fire Alarm Signals (UFAS)
9	Road Traffic Collisions (RTCs)
10	Home Fire Safety Visits (HFSVs)
11	Fire Safety Enforcement
12	Community Safety & Engagement
13	Glossary of Terms

About the statistics within this report

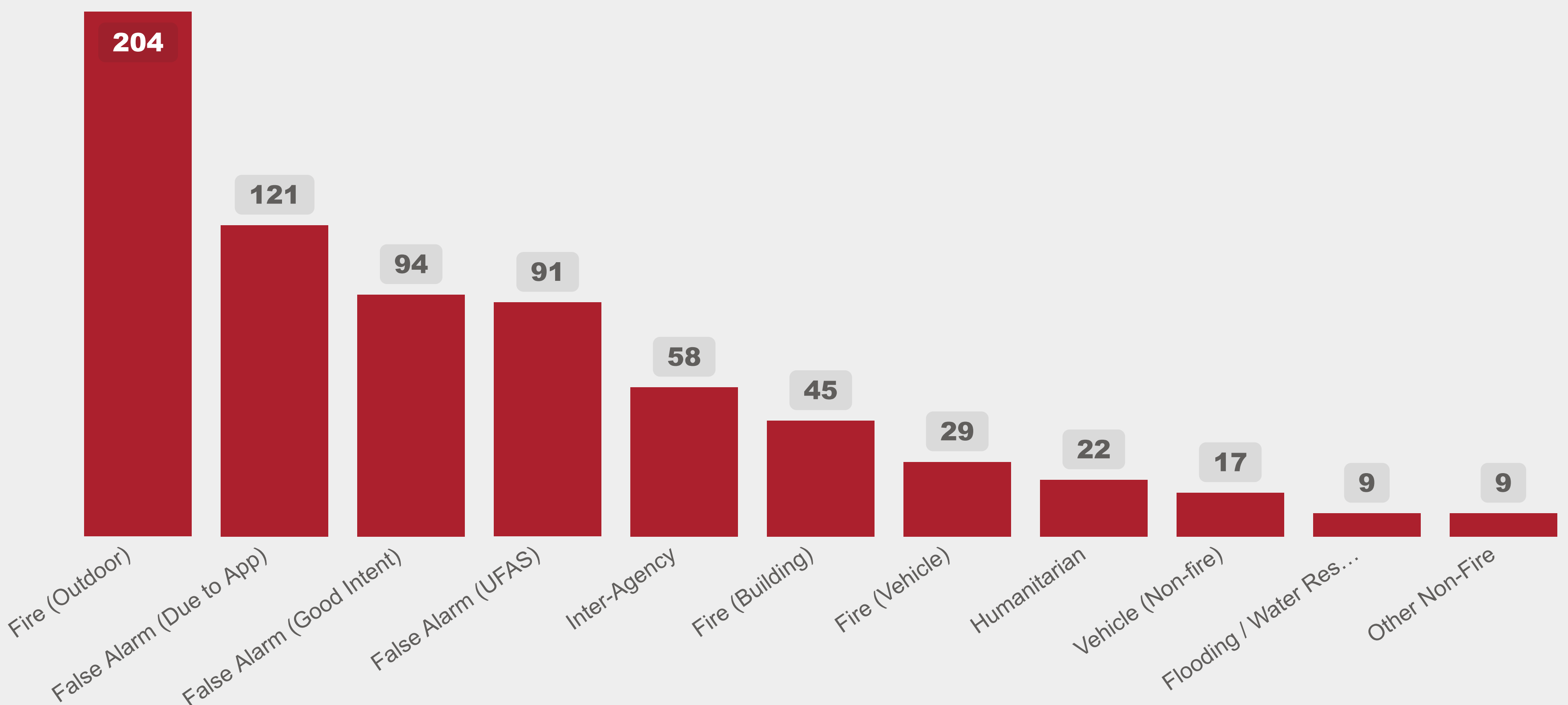
The activity totals and other statistics quoted within this report are published in the interests of transparency and openness. They are provisional in nature and subject to change as a result of ongoing quality assurance and review. Because all statistics quoted are provisional there may be a difference in the period totals quoted in our reports after local publication which result from revisions or additions to the data in our systems. The Scottish Government publishes official statistics each year which allow for comparisons to be made over longer periods of time.

1. Summary

2025-26 Q1 & Q2

 717 Total Incidents	 278 Fires	 127 Non-Fire Incidents	 310 False Alarms	 91 UFAS
 28 People Rescued by Firefighters	 1 People Receiving First Aid or Hospital Treatment (Fires)	 0 Fire Fatalities	 16 People Receiving First Aid or Hospital Treatment (Non-Fire)	 9 Non-Fire Fatalities
 178 Home Fire Safety Visits	 70 Fire Safety Audits			

Top 10 Incident Types

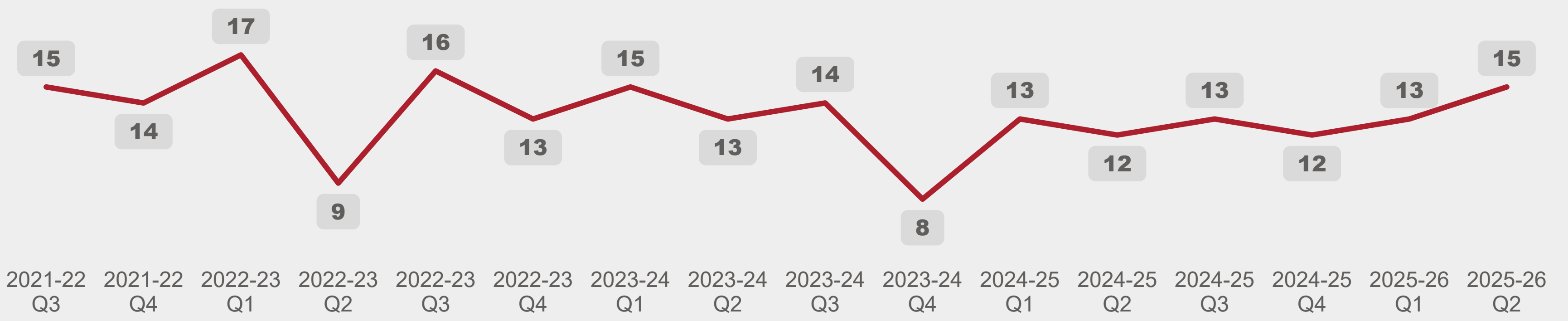


Section 1 of the report gives a summary of the incidents attended by SFRS over the reporting period of Q1&2 2025-26. The total incidents figure of 717 is a 1% decrease (724) from the same reporting period in 2024-25. SFRS has seen a reduction in Non-Fire Incidents, False Alarms and UFAS incidents but has seen an increase in fires from 234 in 24/25 to 278. As highlighted with the bar chart above this is largely attributed to outdoor fires.

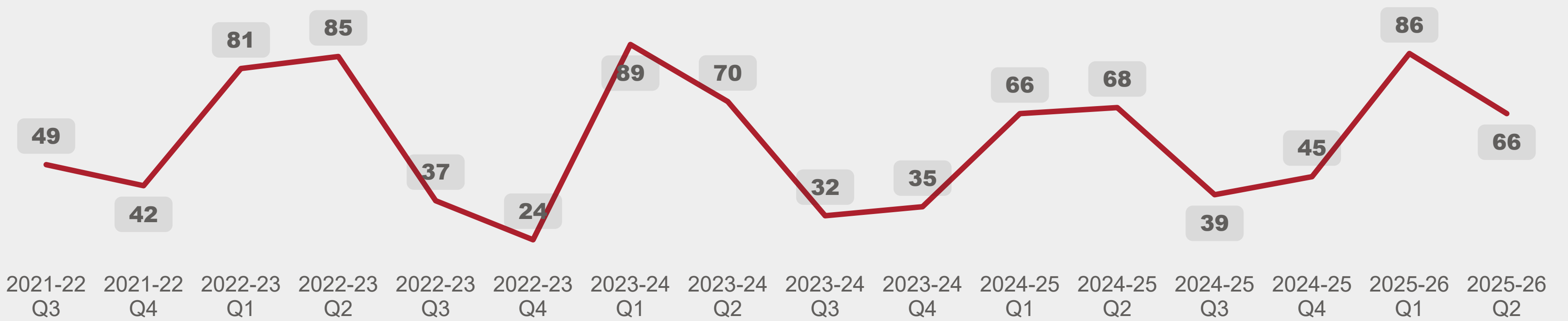
2. Trends

Previous 16 quarters (4 years)

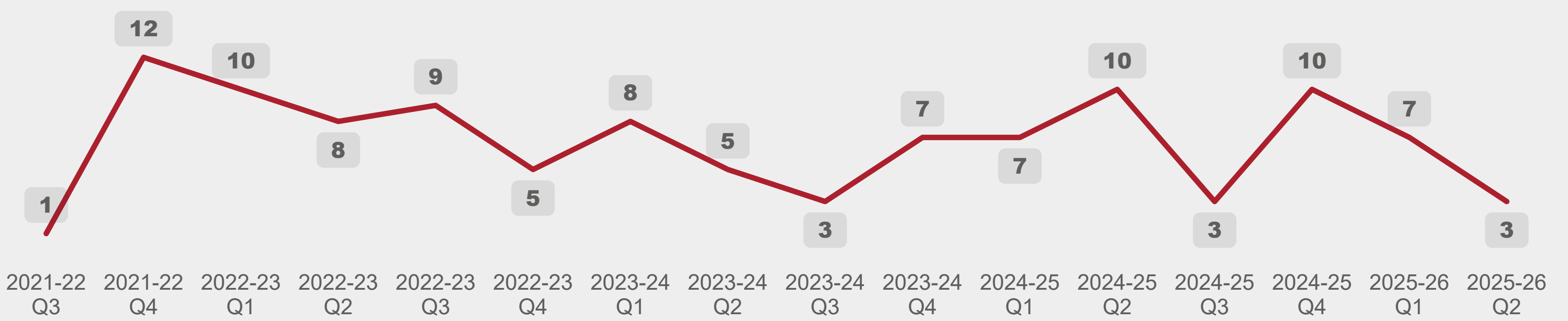
Accidental Dwelling Fires



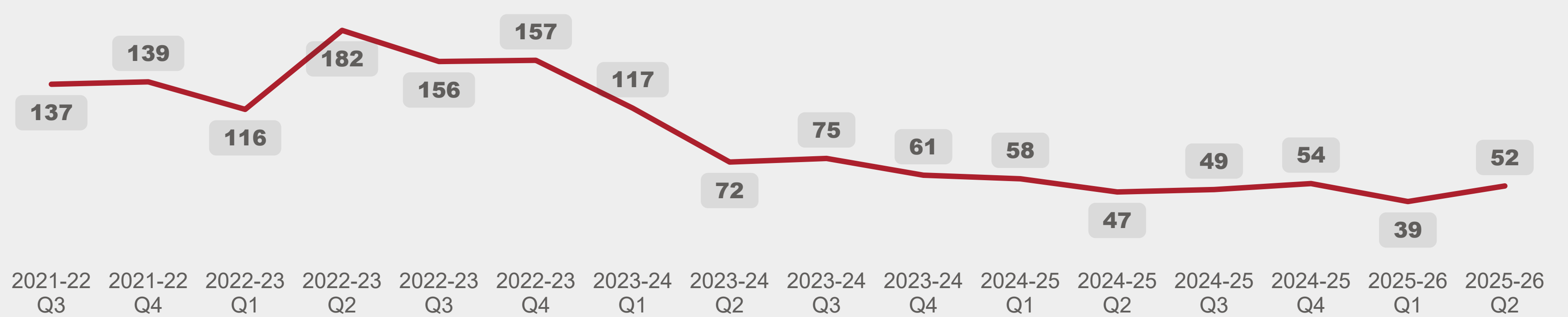
Deliberate Fires



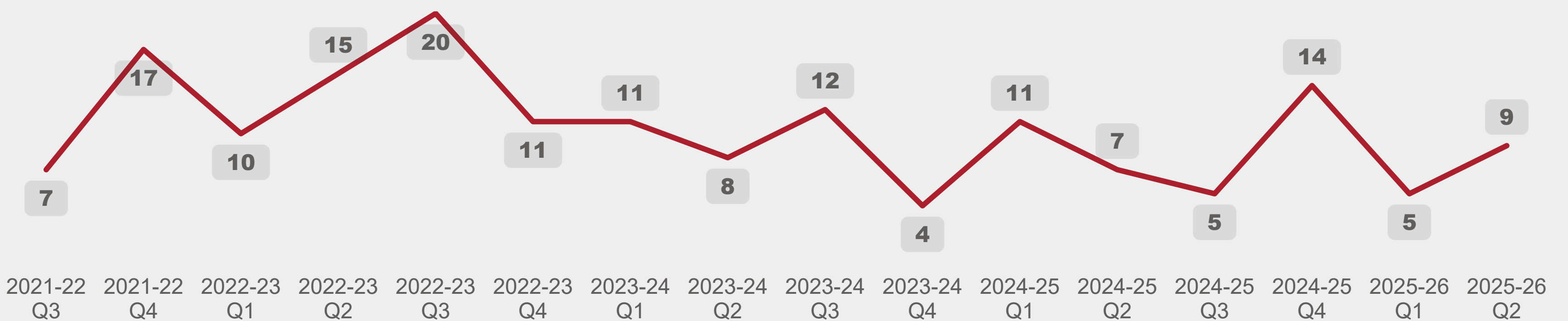
Non-Domestic Fires



Unwanted Fire Alarm Signals



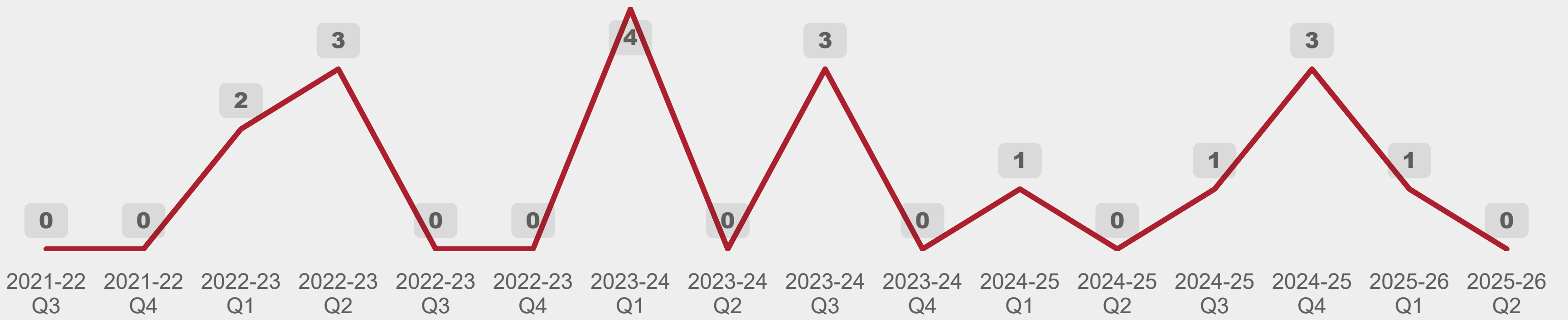
Road Traffic Collisions



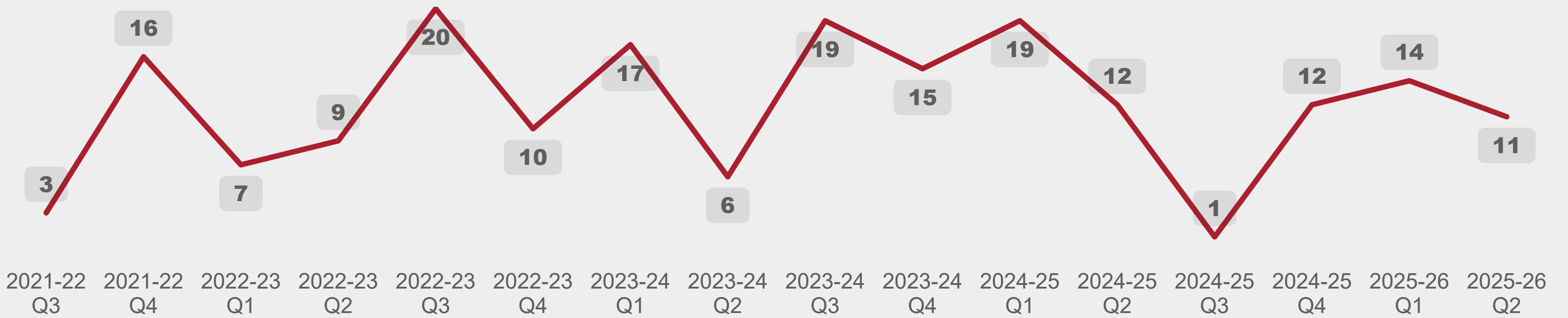
2. Trends

Previous 16 quarters (4 years)

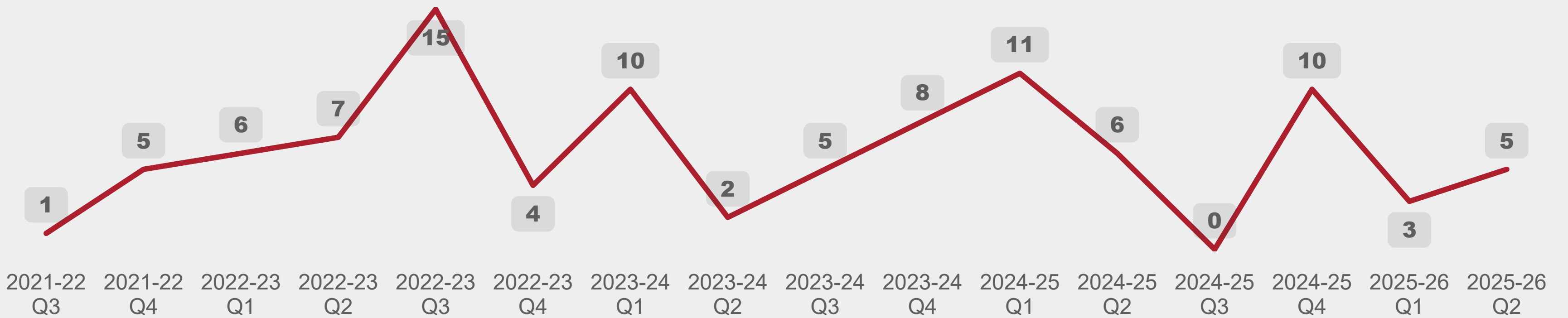
Accidental Dwelling Fire Casualties



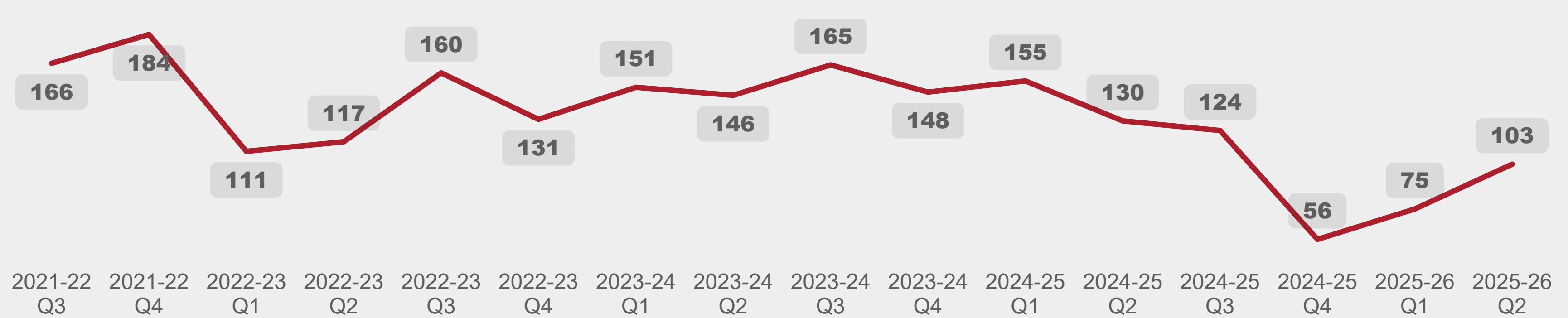
Non-Fire Casualties



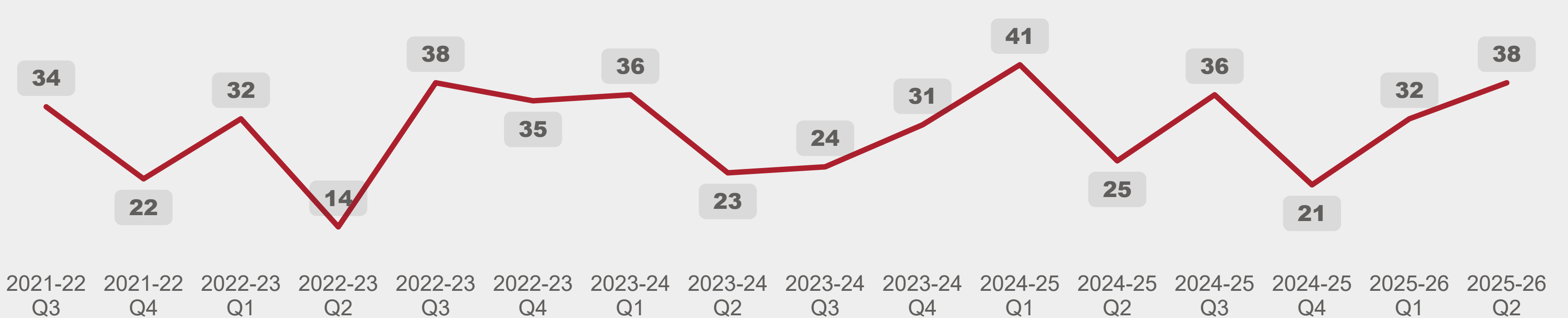
Road Traffic Collision Casualties



Home Fire Safety Visits



Fire Safety Audits



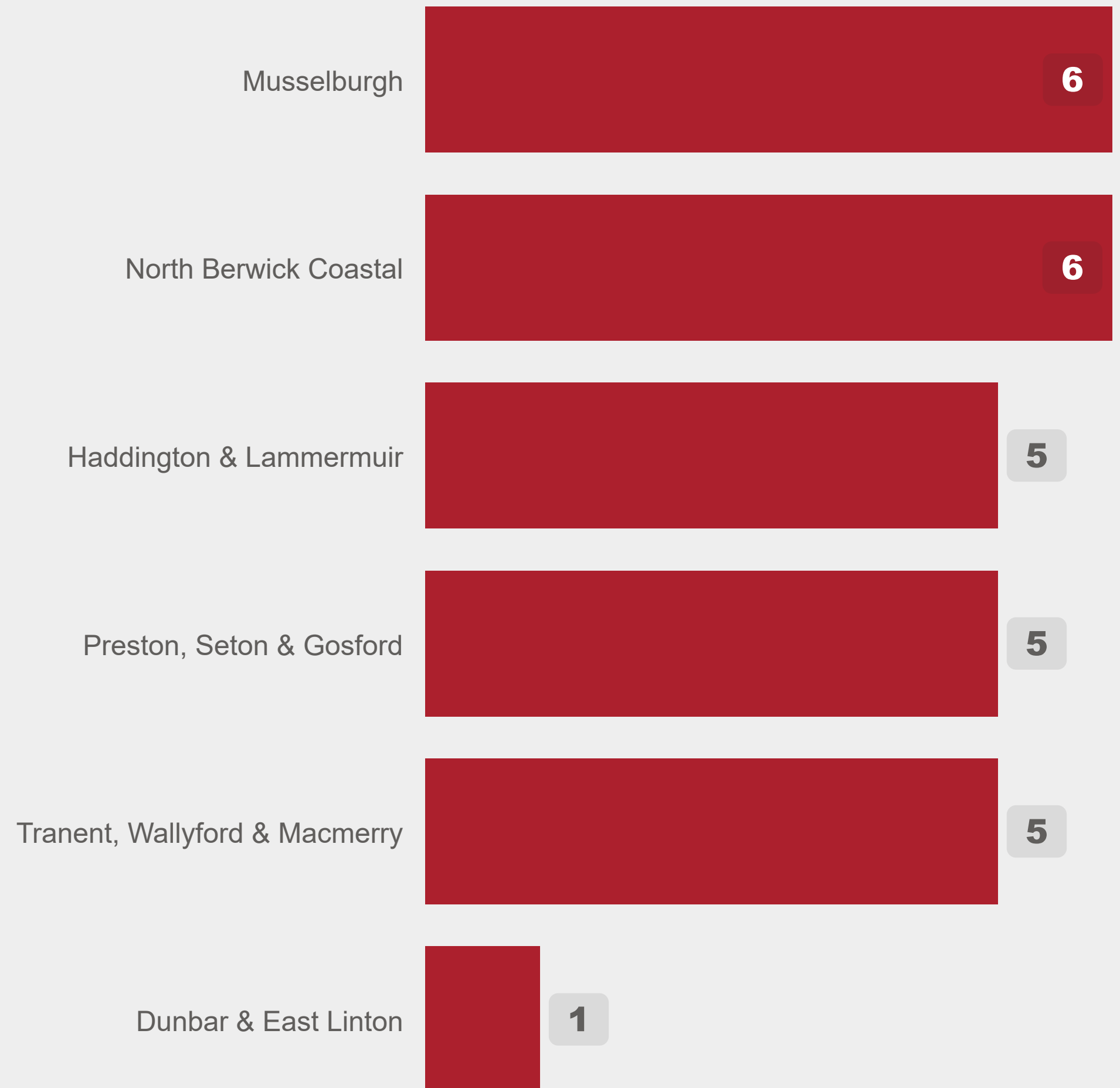
3. Accidental Dwelling Fires

2025-26 Q1 & Q2

Trend by Quarter (4 years)



Incidents by Ward

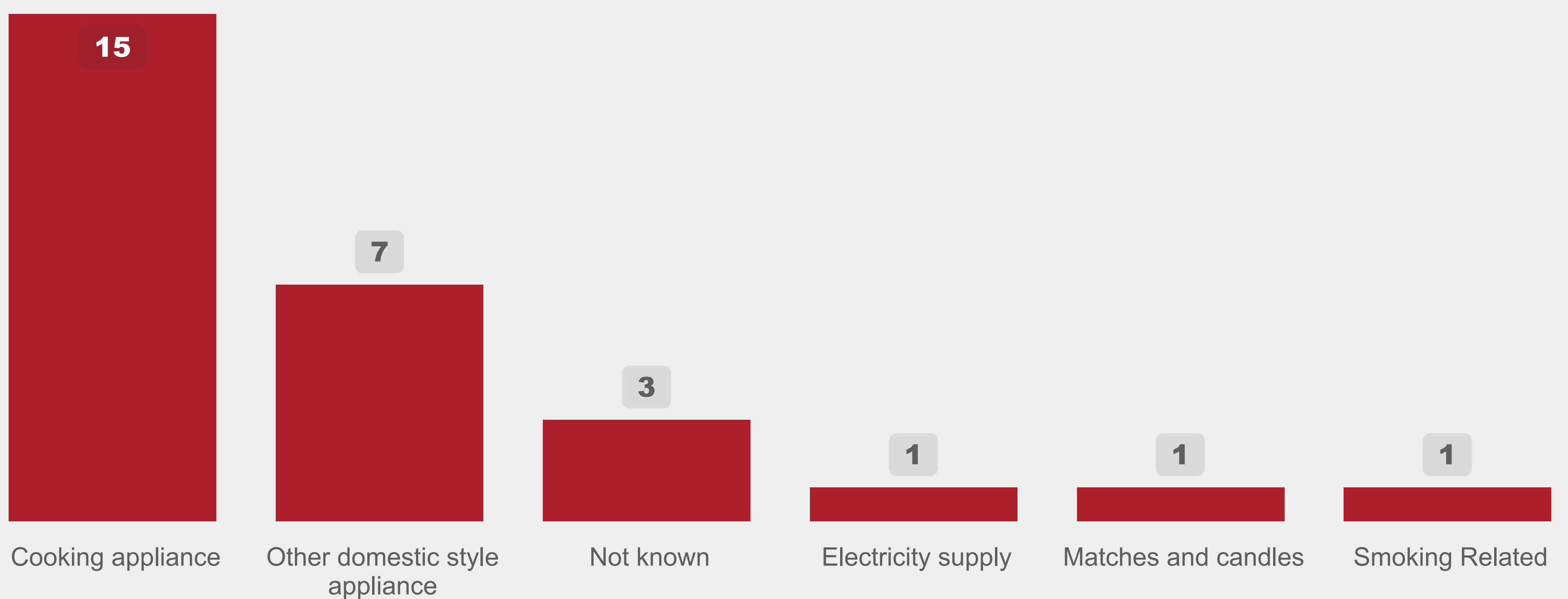


Extent of Damage	Incidents
Limited to item 1st ignited	14
Limited to room of origin	9
Smoke damage only	5

28

Accidental Dwelling Fires in this period

Source of Ignition (Top 10)



Section 3 of the report illustrates the amount of accidental dwelling fires attended within the reporting period. The figure of 28 is a 12% increase from 24/25 (25), This figure is broken up as follows, 13 incidents in Q1 and 15 incidents in Q2. As highlighted above the majority of incidents are caused by a cooking appliance (53%) and limited to the item 1st ignited.

4. Accidental Dwelling Fire Casualties

2025-26 Q1 & Q2

Trend by Quarter (4 years)



Casualties by Ward

Musselburgh

1

Nature of Injury/Cause of Death	Casualties
Overcome by gas, smoke or toxic fumes; asphyxiation	1

1

Non-Fatal Casualties

0

Fatal Casualties

1

People Rescued by Firefighters

Extent of Harm (Non-Fatal)



0

First Aid Given at Scene



0

Hospital Slight Injuries



1

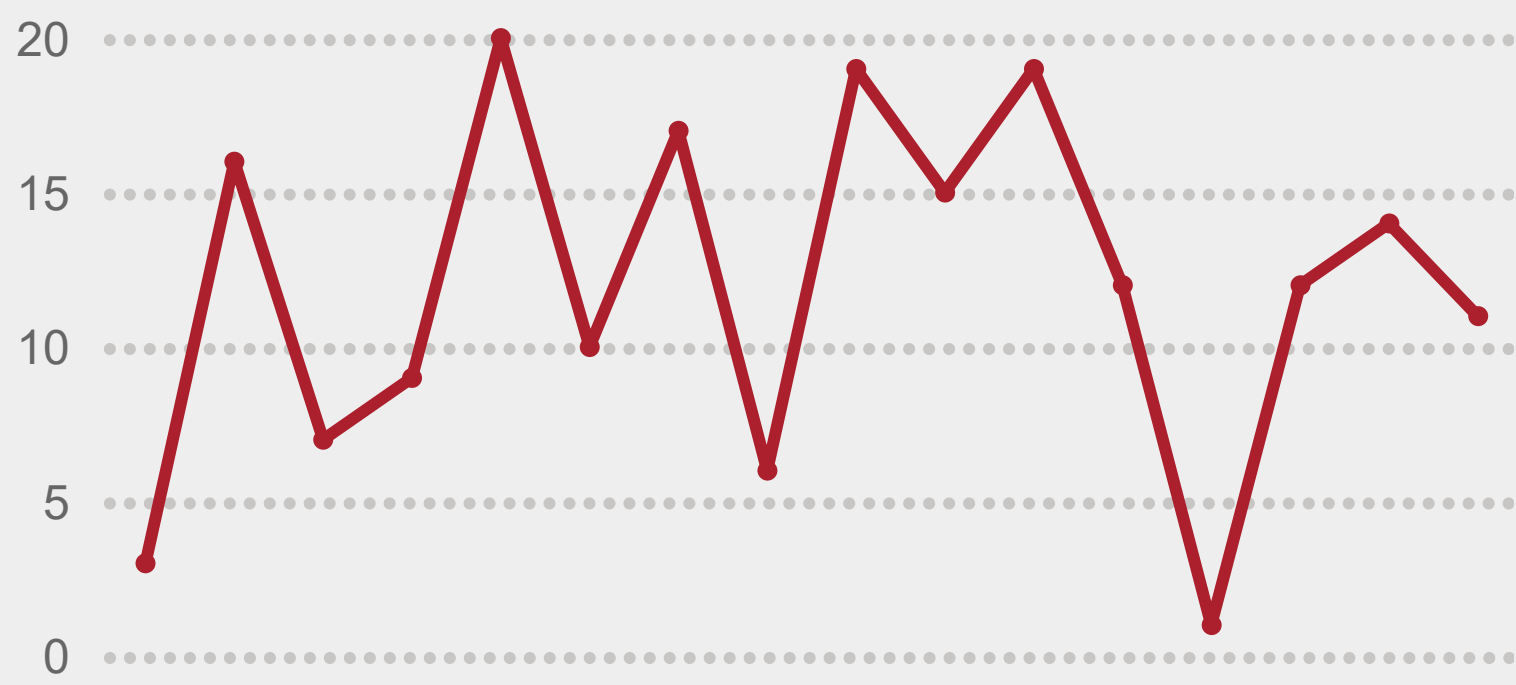
Hospital Serious Injuries

Section 4 illustrates the amount of Casualties recorded by SFRS as a result of Accidental Dwelling Fires. We have recorded 1 casualty over the reporting period who was rescued by Firefighters before being transported to hospital for injuries related to smoke inhalation. This incident occurred within Q1 of the reporting period.

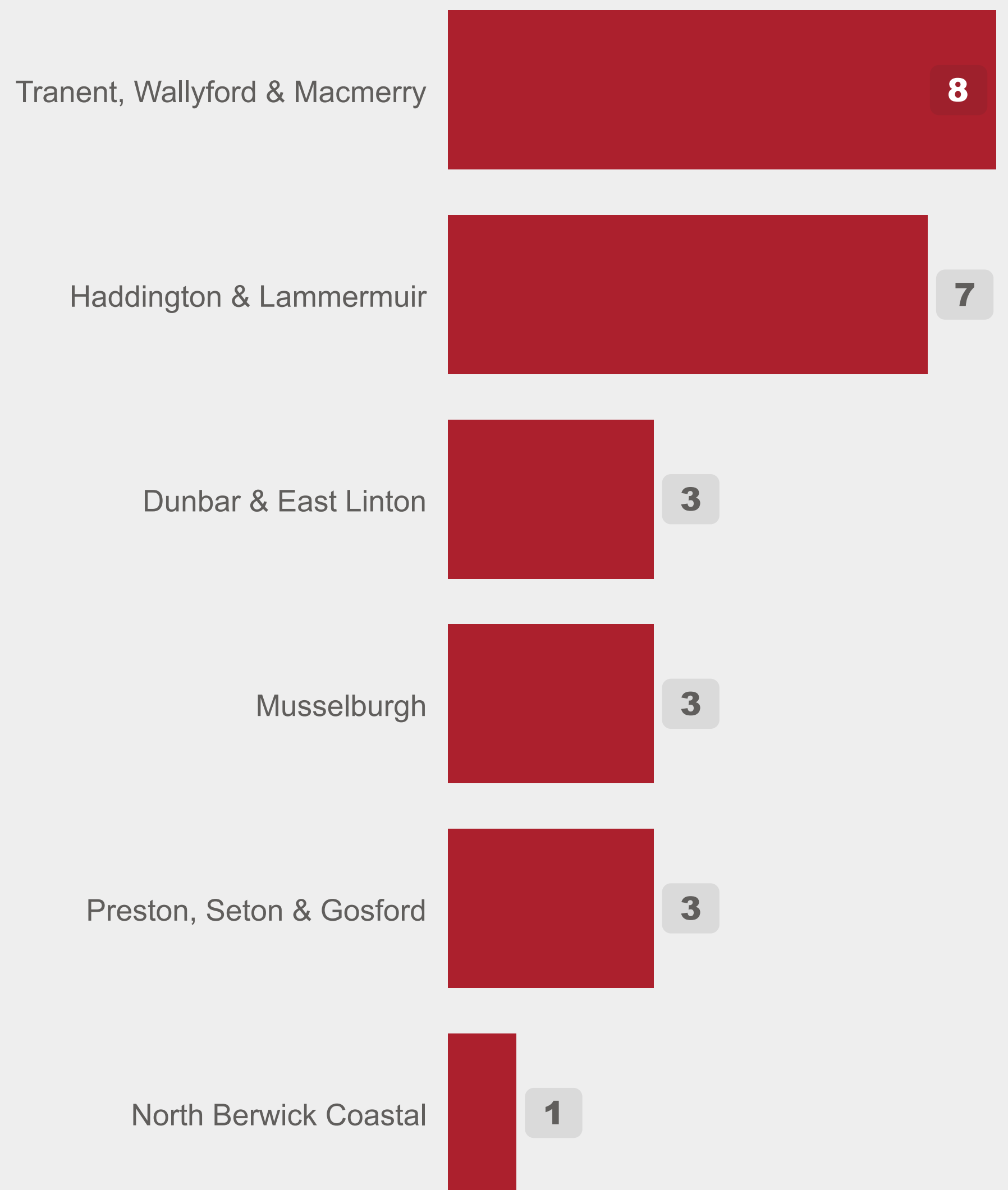
5. Non-Fire Casualties

2025-26 Q1 & Q2

Trend by Quarter (4 years)



Casualties by Ward



Nature of Injury/Cause of Death	Casualties
Not known	7
Back / Neck injury (spinal)	5
Head injury	4
Fracture	2
Other medical condition	2
Other physical injury	2
Chest pain / Heart condition / Cardiac arrest	1
Cuts/Lacerations	1
Impalement	1

16
Non-Fatal
Casualties

9
Fatal
Casualties

27
People
Rescued by
Firefighters

Extent of Harm (Non-Fatal)



1

First Aid Given
at Scene



10

Hospital Slight
Injuries



5

Hospital Serious
Injuries

Section 5 of the report details the amount of non fire related casualties treated by SFRS over the reporting period. The figure of 16 non-fatal casualties is a 36% drop from the same period in 24/25 (25). We did however record a 33% increase in fatal casualties over this period in comparison to the previous year (6). The Ward of Tranent, Wallyford & Macmerry saw the most incidents which is a similar trend to the previous years statistics.

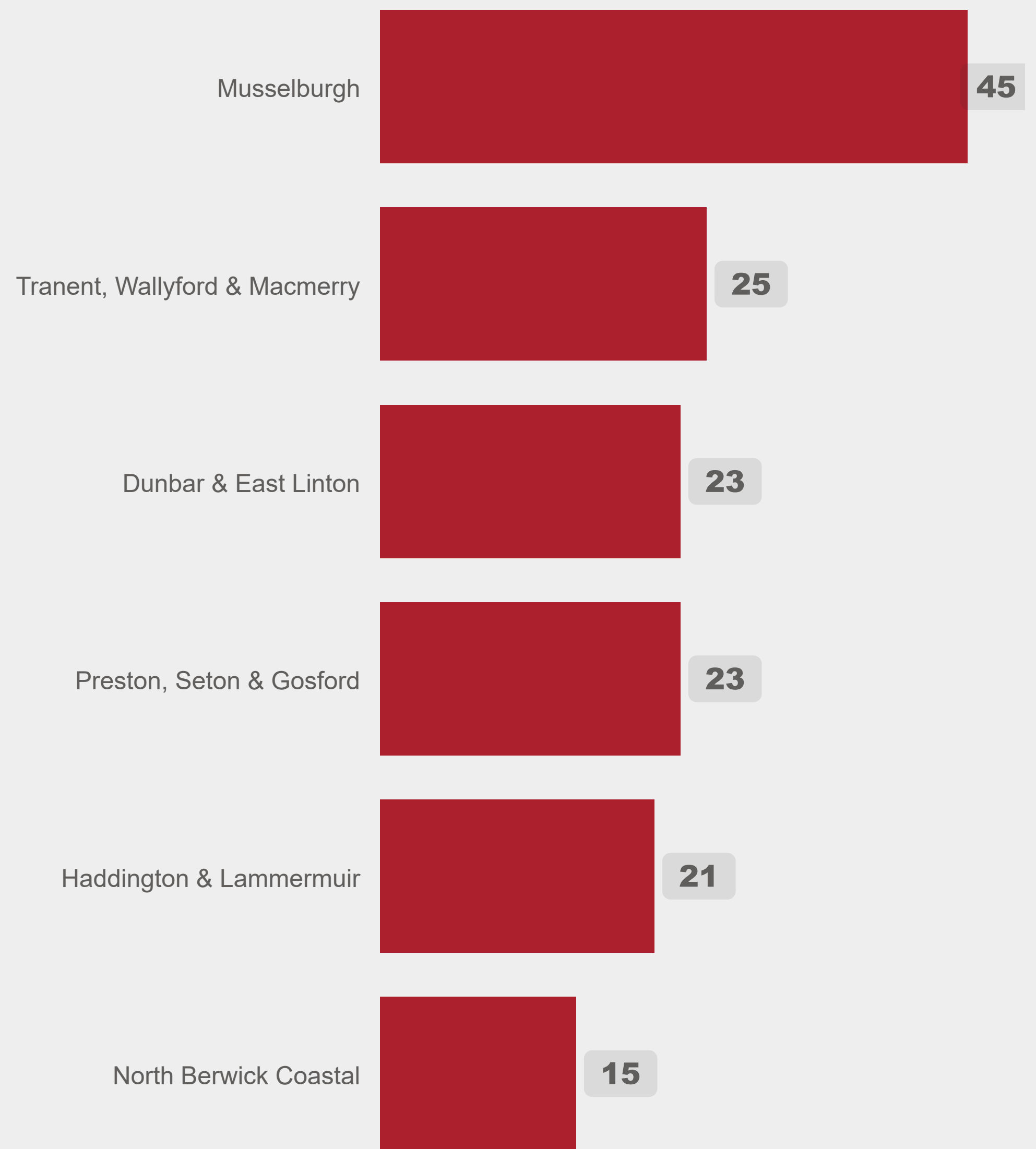
6. Deliberate Fires

2025-26 Q1 & Q2

Trend by Quarter (4 years)



Incidents by Ward

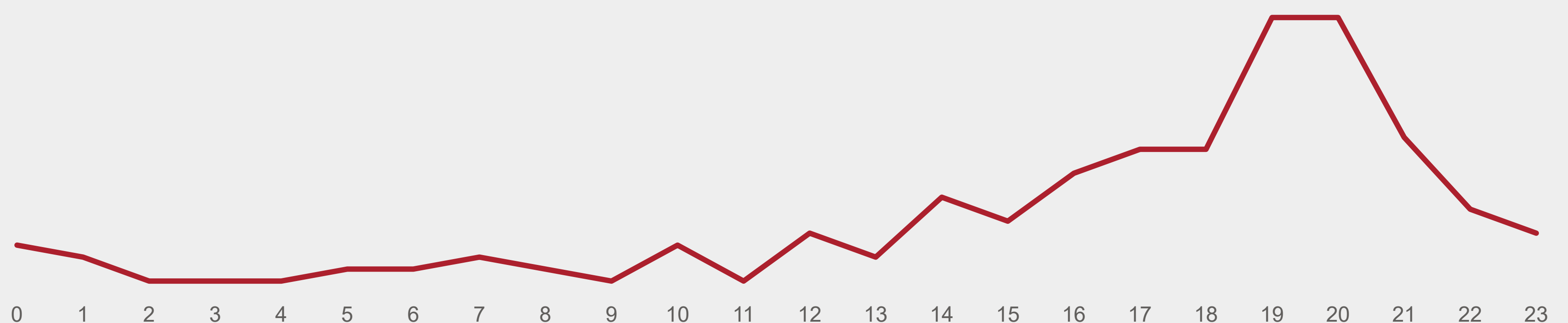


Property Type	Incident
Grassland, woodland and crops	85
Other outdoors (including land)	25
Refuse	22
Road Vehicle	10
Outdoor structures	5
Non Residential	3
Dwelling	1
Outdoor equipment and machinery	1

152

**Deliberate Fires
in this period**

Hour of Day

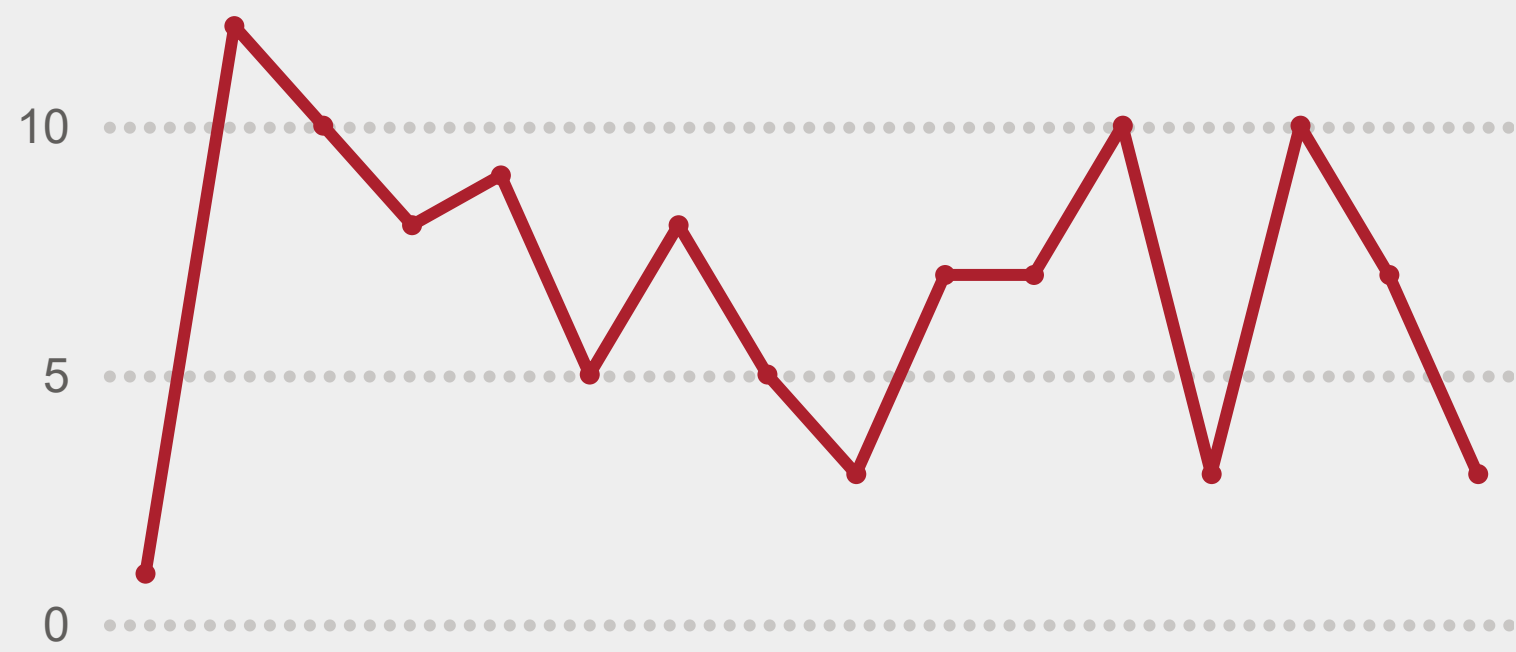


Section 6 of the report illustrates the number of deliberate fires attended by SFRS over the reporting period. The figure of 152 can be broken down further into 86 in Q1 and 66 Q2. This figure is a 13% increase from the same reporting period in 24/25 (134). The incidents involving grassland, woodland and crops saw a 41% increase from the previous year (60). We continue to see these incidents mostly occurring between 1600hrs and 2100hrs.

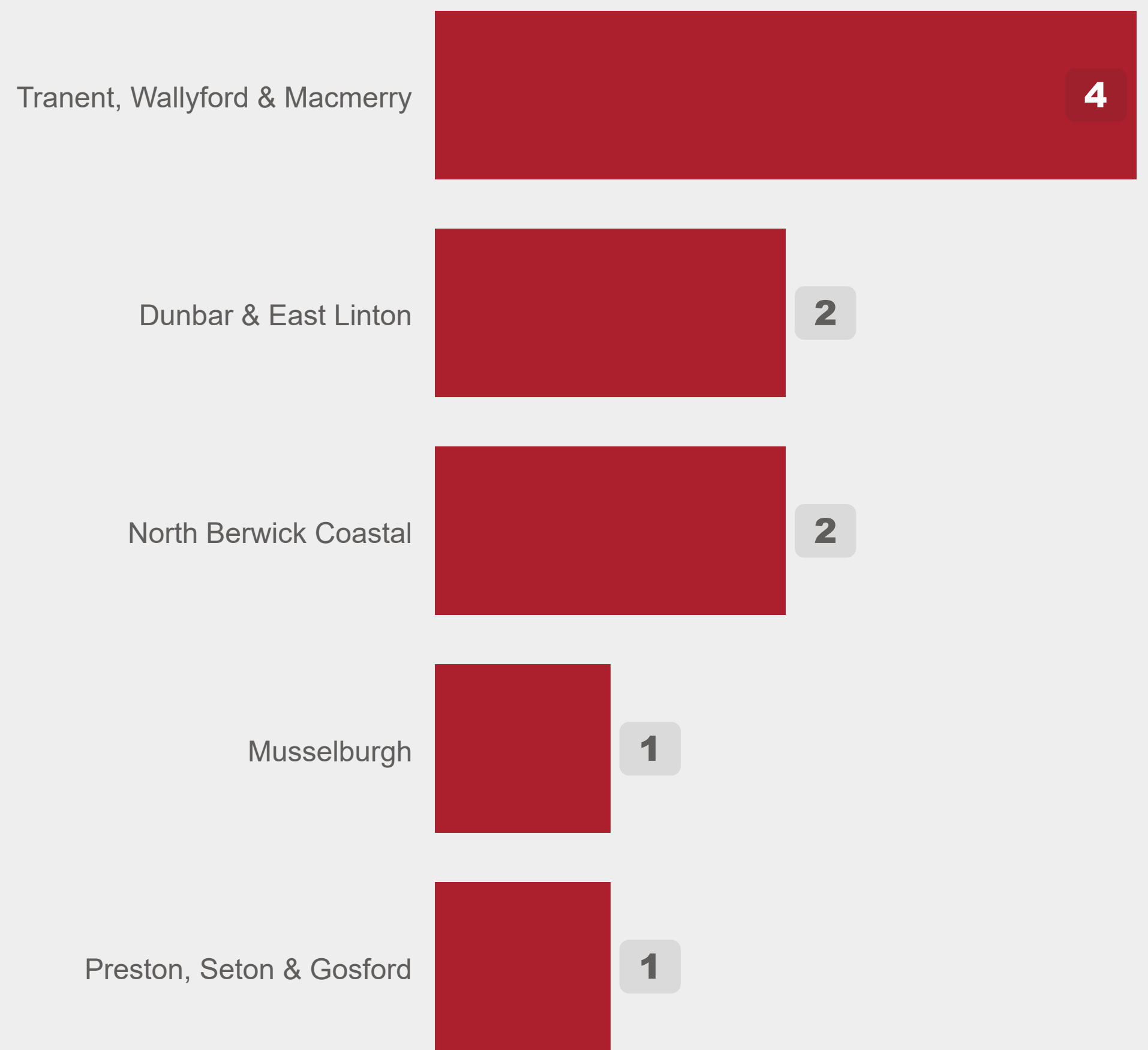
7. Non-Domestic Fires

2025-26 Q1 & Q2

Trend by Quarter (4 years)

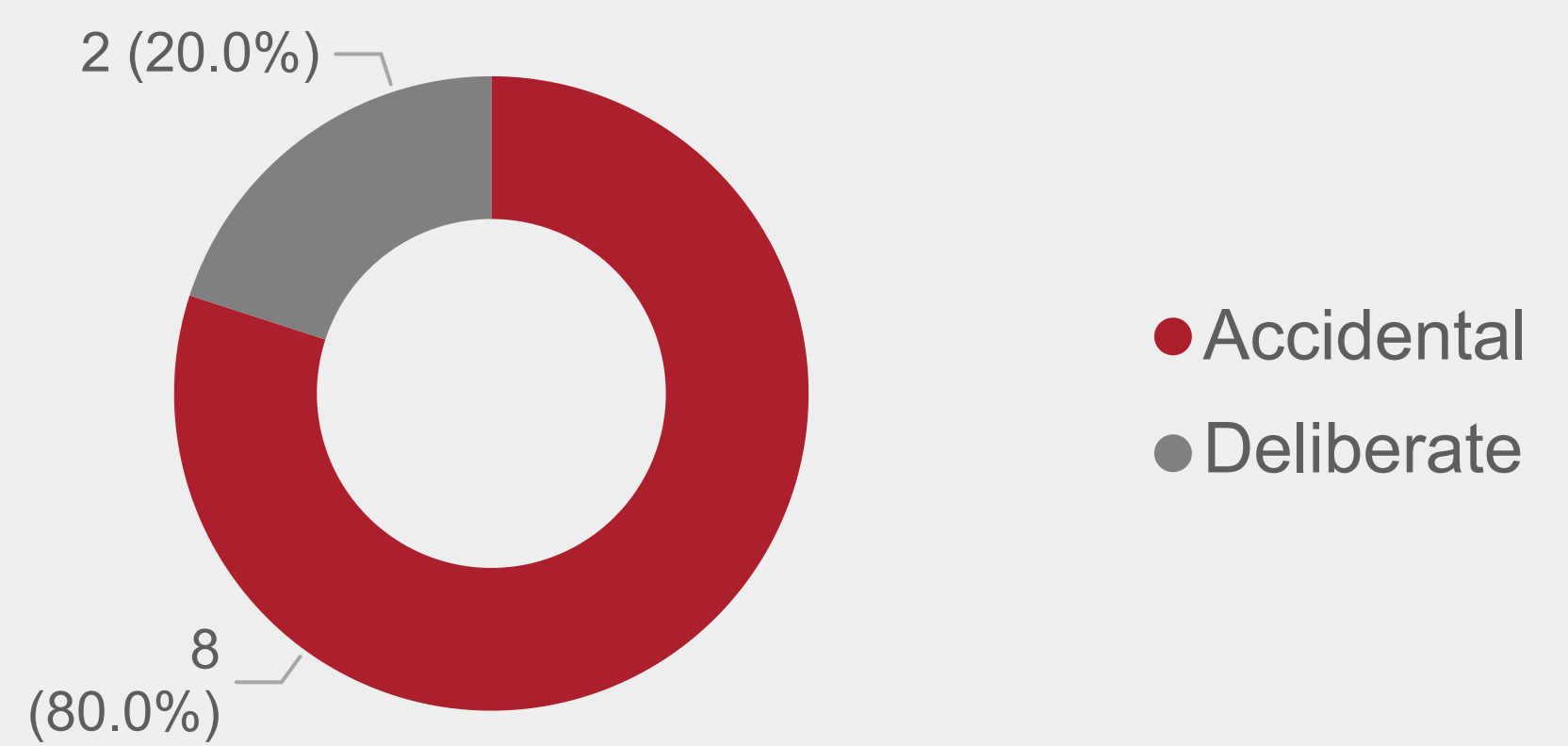


Incidents by Ward



Top 15 Property Types

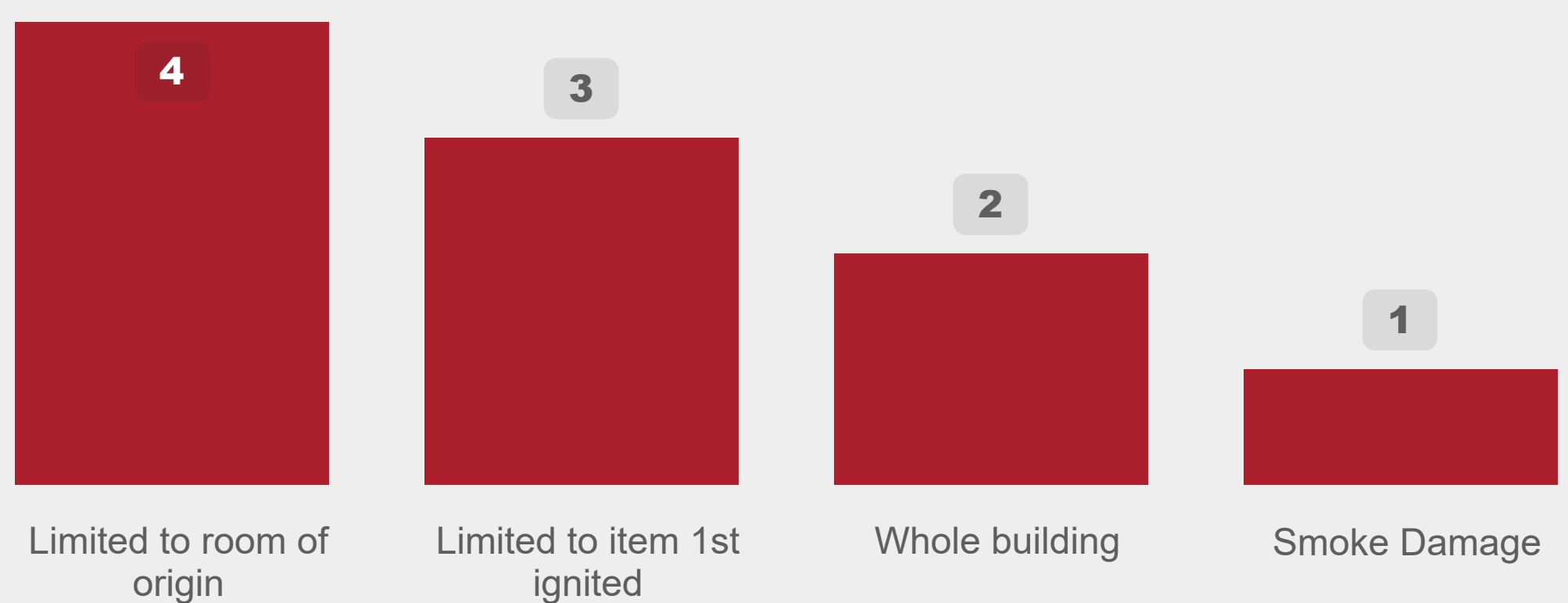
Property Type	Incidents
Food and Drink	2
Industrial Processing	2
Permanent Agricultural	2
Education	1
Industrial Manufacturing	1
Other buildings/use not known	1
Public toilets	1



10

**Non-Domestic
Fires in this
period**

Extent of Damage

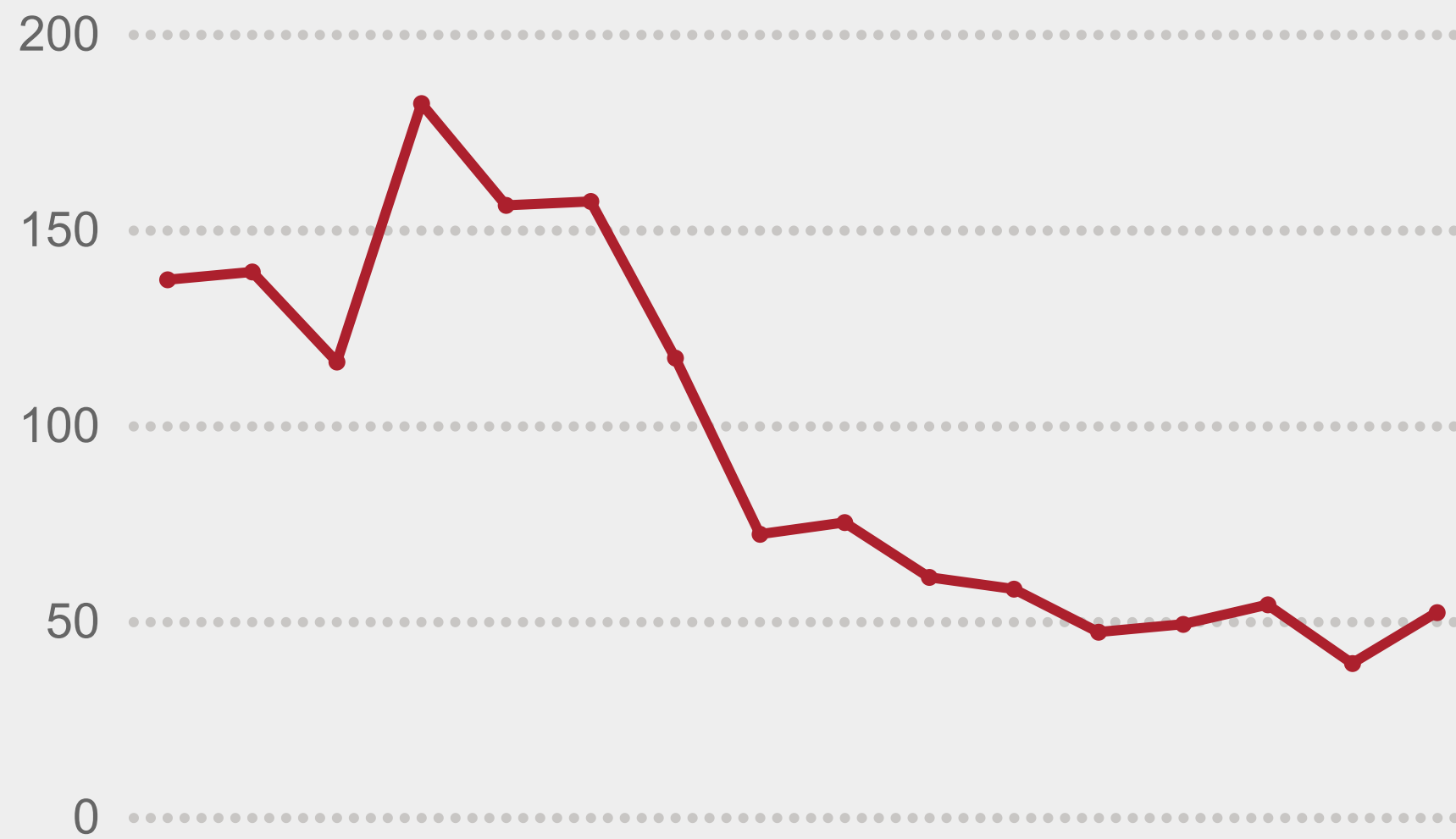


Section 7 of the report details the number of non domestic fires attended by SFRS over the reporting period. The figure of 10 incidents is a 41% reduction from the same reporting period in 24/25 (17) and is broken down further into 7 incidents in Q1 and 3 in Q2.

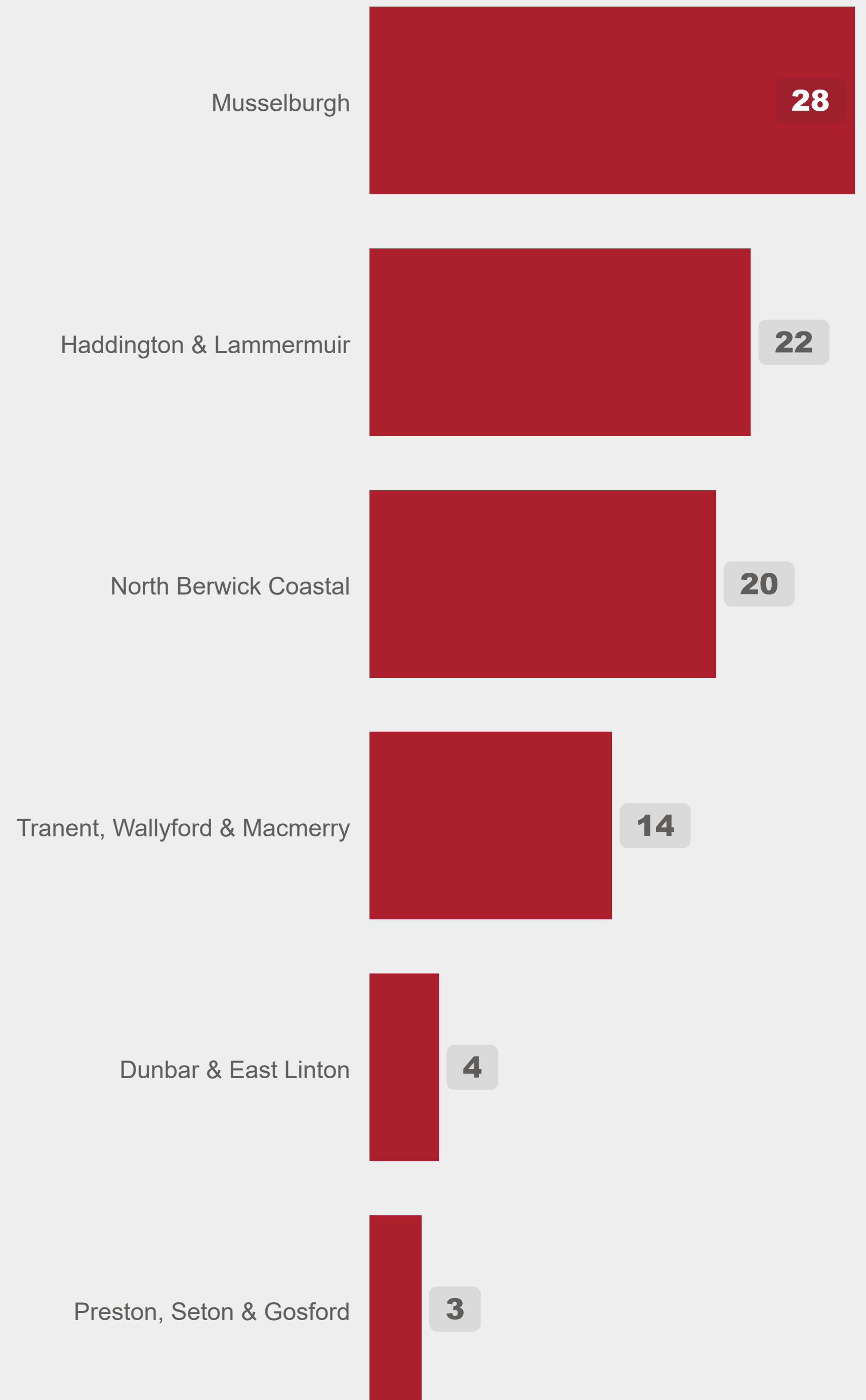
8. Unwanted Fire Alarm Signals

2025-26 Q1 & Q2

Trend by Quarter (4 years)



Incidents by Ward



Top 15 Property Types

Property Type	Incidents
Hotel/motel	18
Residential Home	16
Education	12
Student Hall of Residence	9
Sheltered Housing - not self contained	6
Boarding School accommodation	5
Other holiday residence (cottage, flat, chalet)	4
Sporting venues	4
Entertainment and culture	3
Sports pavilion/shower block/changing facility	3
Food and Drink	2
Hostel (e.g. for homeless people)	2
Public admin, security and safety	2
Boarding House/B&B other	1
Hospitals and medical care	1
Offices and call centres	1
Other Residential Home	1
Retail	1

91

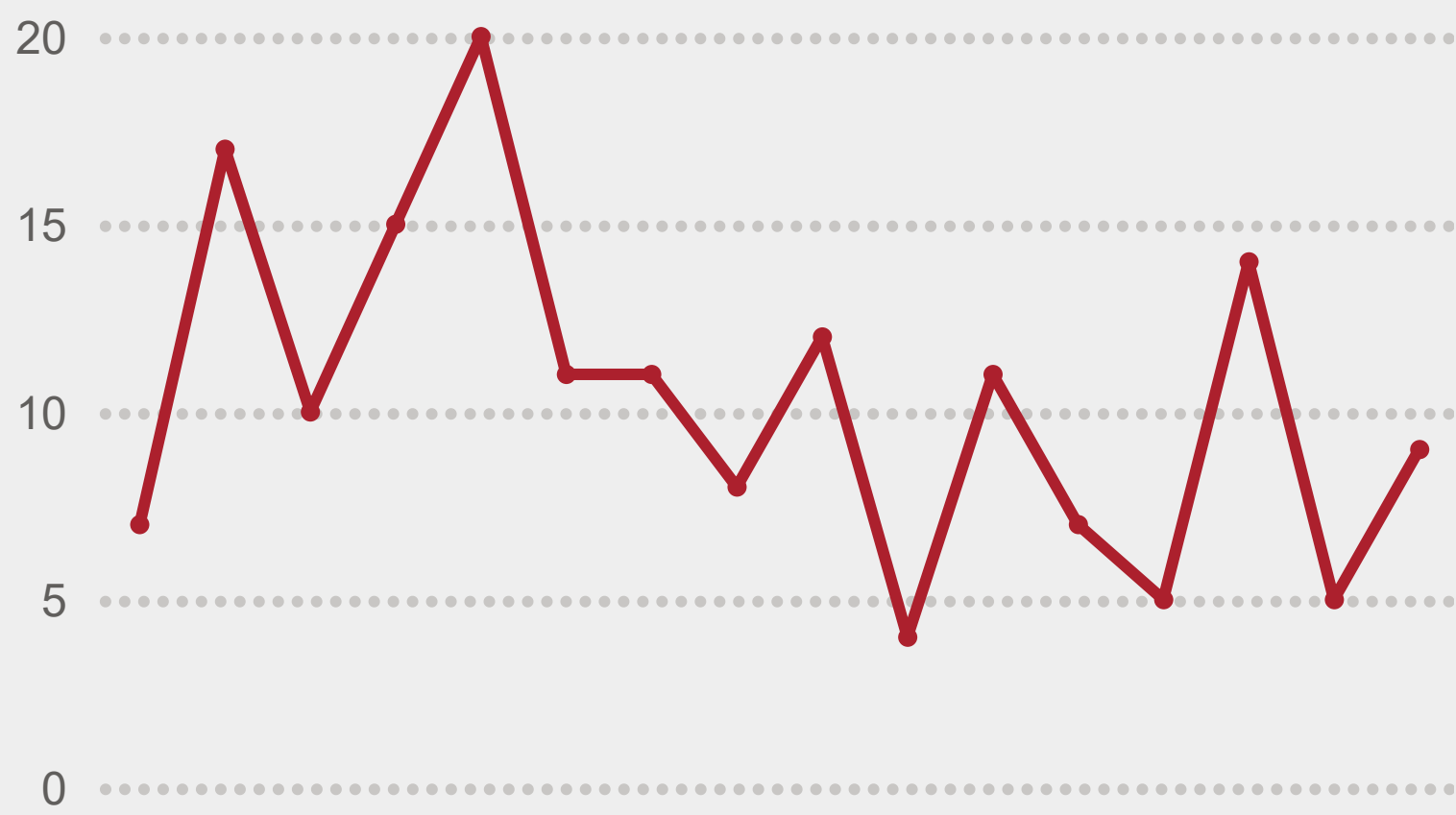
Unwanted Fire Alarm Signals in this period

Section 8 of the report gives statistical breakdown of the number of Unwanted Fire Alarm Signals (UFAS) attended by SFRS over the reporting period. The figure of 91 is a 13% decrease from the same reporting period within 24/25 (105). The figure of 91 can be further broken down into 39 incidents within Q1 and 52 within Q2. Our Fire Safety Enforcement Officers continue to liaise with duty holders in these premises in an effort to reduce these figures further.

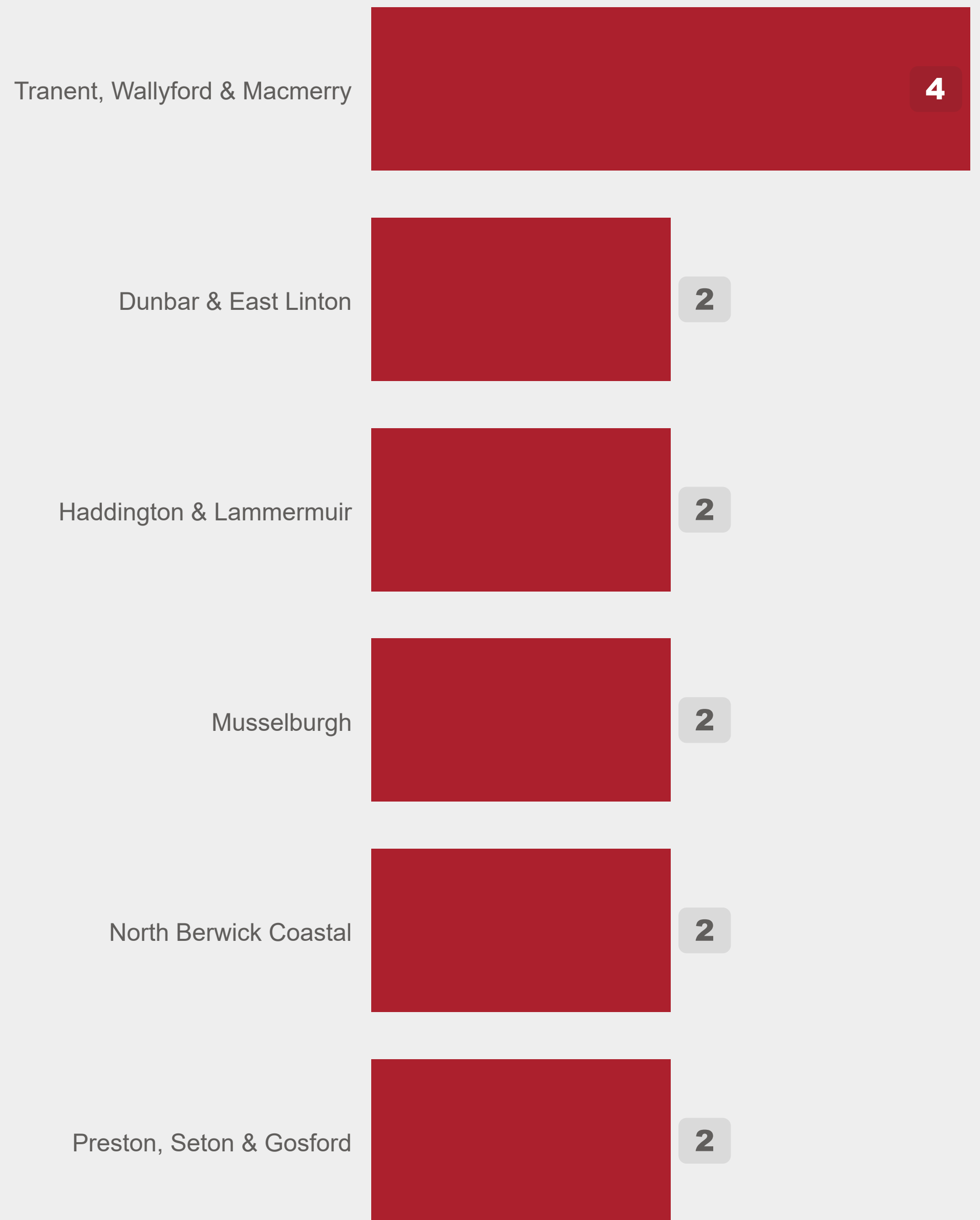
9. Road Traffic Collisions

2025-26 Q1 & Q2

Trend by Quarter (4 years)



Incidents by Ward



14

Road Traffic Collisions in this period

Property Type	Incidents
Car	11
Van	2
Multiple Vehicles	1

Incident Type	Incidents
Vehicle (Non-fire)	14

8

Non-Fatal Casualties

0

Fatal Casualties

5

People Rescued by Firefighters

Extent of Harm (Non-Fatal)



1

First Aid Given at Scene



3

Hospital Slight Injuries



4

Hospital Serious Injuries

Section 9 of the report details the number of Road Traffic Collisions attended by SFRS over the reporting period. The figure of 14 can be broken down into 9 incident in Q1 and 5 Incidents in Q2. The overall figure is a 22% decrease from the same reporting period in 2024-25 (18). SFRS also saw a 47% reduction in non fatal casualties (15) and recorded no fatal casualties over this period in comparison to 2 from the previous year.

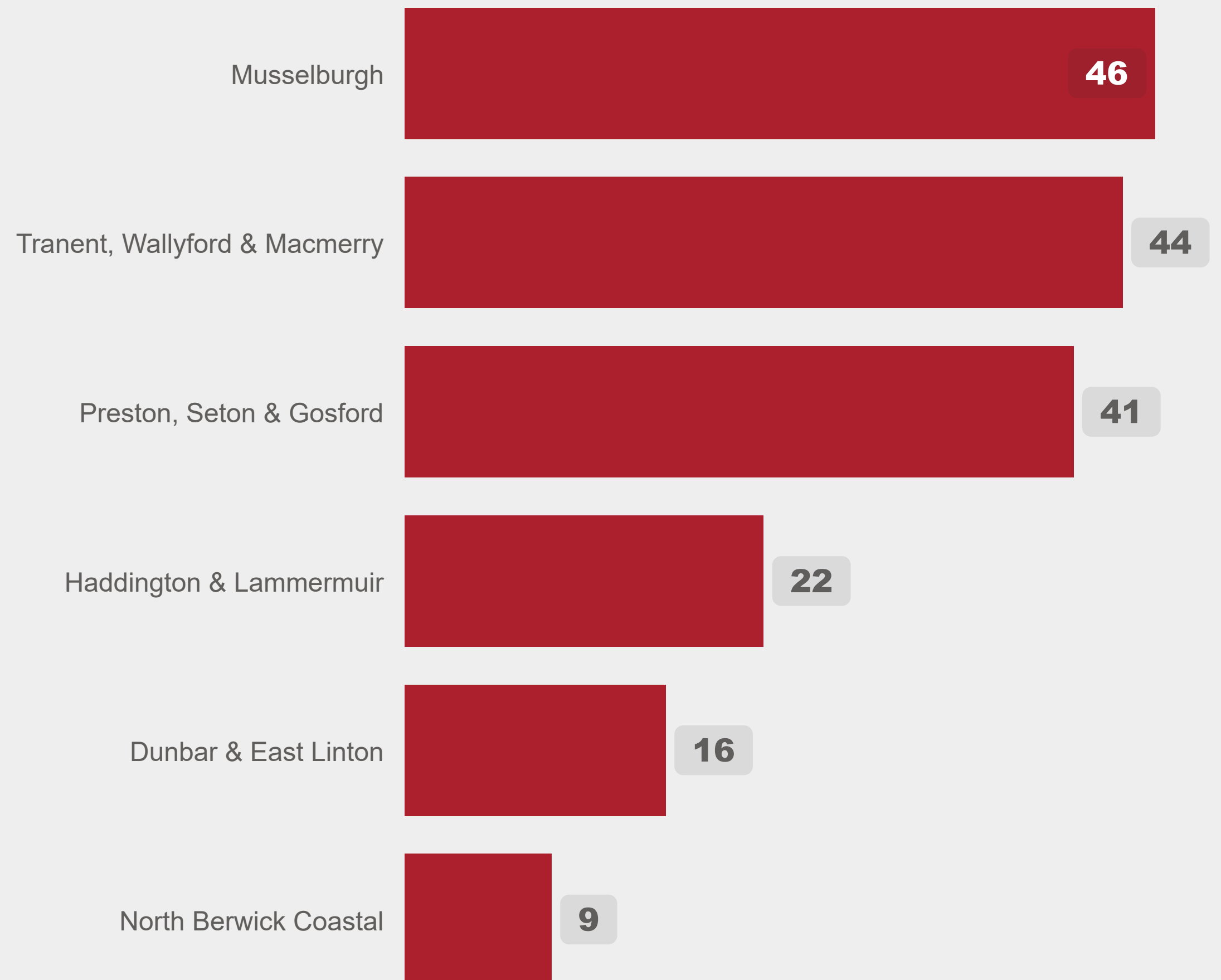
10. Home Fire Safety Visits

2025-26 Q1 & Q2

HFSVs by Ward

178

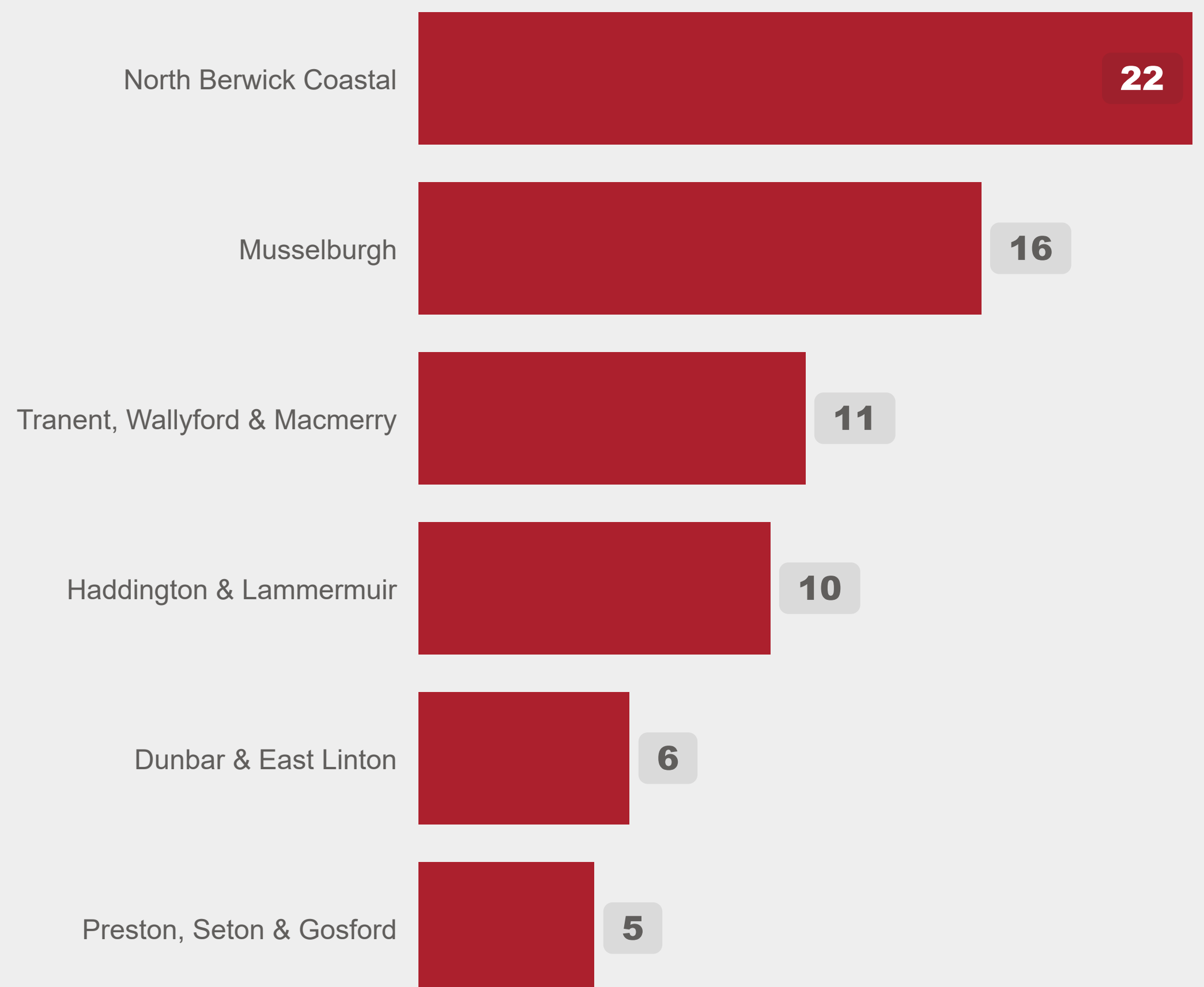
**Home Fire
Safety Visits**



11. Fire Safety Enforcement

Job Type	Count
Audit	70
Consultation	2
Specific Visit	2

Audits by Ward



Section 10 & 11 of the report details both the numbers of HFSVs and Fire Safety Audits of relevant premises conducted by SFRS staff over the reporting period. The figure of 178 HFSVs is a reduction from 285 from the comparable reporting period within 2024-25, however also reflects the change in approach SFRS has taken nationally to a more targeted approach, only visiting high risk households.

Our Audit figures indicate a 6% increase from 2024-25 (66) and also reflect the work undertaken by Enforcement Officers to assist the Local Authority with short term let applications. During this reporting period SFRS have also carried out thematic audits at Local Authority buildings to ensure that legislative requirements are being met.

Over the reporting period our Community Action Team (CAT) have been focused on several areas with regards to Community Safety:

Youth Engagement

CAT have worked with Youth Services, Education and the Community Police Officer at the Port Seton Centre & Ross High to educate Anti-Social behavior candidates with Fire Safety. We will continue to support local schools with both formal fire safety engagement as well as more informal guidance around the consequences of ASB.

The CAT hosted a Fire Skills course at Dunbar Fire Station with 10 young people from Dunbar Grammar School. Over the course the students learned essential firefighting techniques, team-building skills, and fire/water/road/CPR safety awareness in a hands-on environment with partners from Police Scotland and SAS. The experience aimed to build confidence, communication, and resilience while giving a valuable insight into the Fire and Rescue Service.

CAT also engages with the Re-charge Group in Tranent by working directly with the youth group. They are additionally involved with the Focus aspect of the program, where young people are referred by Social Services or Police to local youth groups as part of early intervention initiatives.

A local Community Firefighter has engaged, through one to ones at school, with a student from a previous Fireskills course in a mentoring capacity. This has built the students confidence which has increased their School attendance. The Community Firefighter received a 'Hero Essay' from the student which has been acknowledged and commended by SFRS.

Water Safety

Through out the Summer period, the CAT has worked alongside partner agencies such as Police Scotland, RNLI, The Coast Guard and Harbour Master engaging with and giving safety advice to members of public at Dunbar Harbour.

CAT through Water Safety Scotland and Coastal Visitor meetings discuss and carry out partnership patrols of Coastlines/hot-spots in Spring/Summer months aimed at promoting Water Safety and reducing Wildfires. Coastal patrols were carried out at busy times with East Lothian Council, Police, and Ranger services targeting water safety and fire safety.

Other Community Work

CAT visited holiday parks and golf courses, engaging directly with tourists/visitors to provide driver safety information. Educational materials, including posters, leaflets, and bracelets were distributed to reinforce the campaign's key messages. These materials were developed in partnership with ROSPA (The Royal Society for the Prevention of Accidents) and designed to be accessible and informative for international visitors unfamiliar with local driving laws.

The CAT organised a joint driver safety initiative with Police Scotland at Strawberry Corner Garden Centre. This was specifically aimed and tailored to older driver safety.

13. Glossary of Terms

Term - What it means

ADF

Accidental Dwelling Fire.

HFSV

Home Fire Safety Visit.

PDIR

Post Domestic Incident Response, a term used to indicate actions taken following attendance at a fire or other incident in the home. PDIRs include amongst things the offer of a free follow up home fire safety visit.

RTC

Road Traffic Collision.

Special Service

Calls to incidents which are not fires or false alarms such as RTCs, rescues, flooding, incidents involving hazardous materials or the provision of assistance to other agencies.

UFAS

Unwanted Fire Alarm Signals. When an automatic fire detection and alarm system is activated as a result of anything other than an actual fire the activation is classed as a false alarm. If an attendance is made to such an event by the Scottish Fire and Rescue Service, then the event is recorded as an UFAS incident.

UFAS Policy Change

In response to COVID, on the 6th May 2020, the SFRS decided to send 1 pump to UFAS premises that did not have their own Predetermined attendance (PDA).

As of 1st July 2023, the COVID interim 1 pump response was ended and a new UFAS policy was implemented.

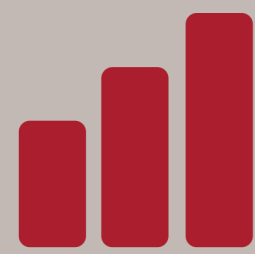
The new policy is to call challenge all UFAS incidents with the intention of non-attendance. Hospitals, care homes, and sleeping risk premises are all exempt and receive either 2 pumps or their premise specific PDA.



SCOTTISH

FIRE AND RESCUE SERVICE

Working together for a safer Scotland



**BUSINESS
INTELLIGENCE**

Design, figures and charts by the Business Intelligence team.



East Lothian Area Command

The Lothians and Scottish Borders



Policy Development and Scrutiny Panel

Quarter 2 – 2025/2026

The data provided in this report is for information purposes only and is not official crime statistics. This report has been generated to allow Partnership Members to conduct their scrutiny responsibilities. Due to delayed reporting or recording of crimes, incidents or road accidents and the management of crime enquiries, there is likely to be differences between the information in this report and the final Police Scotland statistics. It would not be appropriate to refer to, quote or use any data in this report as official statistics.



Our Vision

Sustained excellence in service and protection.

Our Purpose

To improve the safety and wellbeing of people, places and communities in Scotland.

Our Values

Integrity, Fairness and Respect.

Contents of Report

Lothian and Scottish Borders Division Policing Priorities	4
Introduction	5
<i>Performance Summary Report</i>	6
<i>Executive Summary</i>	7
<i>Protecting the most vulnerable people</i>	
<i>Missing Persons</i>	8
<i>Domestic Abuse Incidents</i>	9-10
<i>Racially Aggravated Conduct</i>	11
<i>Crime (Group 2)</i>	12
<i>Drugs supply, Production & Cultivation</i>	13
<i>Reducing Violence and Antisocial Behaviour</i>	
<i>Crimes of Violence (Group 1)</i>	14
<i>Reducing Anti-Social Behaviour</i>	15-16
<i>Reducing Acquisitive Crime</i>	
<i>Dishonesty (Group 3)</i>	17
<i>Housebreaking</i>	18
<i>Improving Road Safety</i>	
<i>Road Safety</i>	19-20
<i>Tackling Serious & Organised Crime</i>	
<i>Tackling Serious & Organised Crime</i>	21
<i>Complaints About the Police</i>	22-23
Appendix	
<i>Lothian and Scottish Borders Divisional Crime Overview</i>	24-26
<i>East Lothian Crime Overview</i>	27-29

Lothian and Scottish Borders Division Policing Priorities

Your local policing priorities across THE LOTHIANS AND SCOTTISH BORDERS

Our vision
Policing for a safe, protected and resilient Scotland

Our values
Fairness, Integrity, Respect, Human Rights

Our purpose
Working in partnership for the safety and wellbeing of communities in the Lothians & Scottish Borders

Protecting the most vulnerable people

Protect vulnerable people to prevent abuse, neglect & exploitation.

Implement a delivery model supporting a Violence Against Women & Girls Prevention Strategy.

Implement the National Missing Persons Framework for Scotland.

Proactively target domestic abuse offenders.

Develop partnership approaches to improve public confidence to report incidents of harm & abuse.

Reducing violence & anti-social behaviour

Work collaboratively to identify and target violent offenders.

Increase awareness of the impact of violence & antisocial behaviour.

Work in partnerships to reduce alcohol related criminality.

Collaborate to capture the under reporting of violence & explore preventative approaches (i.e. Navigator).

Develop night time economy plans with licensed premises & promote participation in 'Best Bar None'.

Reducing acquisitive crime

Focus on domestic housebreaking.

Raise awareness of current crime trends & prevention tactics.

Tackle emerging acquisitive crime patterns to identify & target prolific offenders.

Work to prevent acquisitive crime.

In partnership, maximise support for victims of acquisitive crime.

Work with Scottish Partnership Against Rural Crime (SPARC).

Use Police Scotland Youth Volunteers to deliver crime prevention information.

Improving road safety

Collaborate on the engineering of the roads through our communities to improve road safety.

Detect offenders who disregard road traffic laws & endanger others.

Support partnership driver education programmes.

Raise awareness of the consequences of speeding, not wearing a seat belt, drink or drug driving & using a mobile phone while driving.

Tackling serious & organised crime

Work to divert people from becoming involved in serious & organised crime & using its products (drugs, counterfeit good etc).

Use social media to raise awareness and educate about human trafficking.

Work to prosecute those involved in serious organised crime, including online, 'cuckooing' & 'county lines'.

Maximise the disruption of serious organised crime groups.

Target the production, cultivation & supply of illegal drugs.

Police Scotland Strategic outcomes

- Threats to public safety and wellbeing are resolved by a proactive and responsive police service
- The needs of local communities are addressed through effective service delivery
- Public, communities and partners are engaged, involved and have confidence in policing
- Our people are supported through a positive working environment, enabling them to serve the public
- Police Scotland is sustainable, adaptable and prepared for future challenges

OFFICIAL

POLICE SCOTLAND
Keeping people safe
POILEAS ALBA

Introduction

Crimes and offences are grouped under recognised categories for statistical purposes. The Scottish Government defines these categories, as follows;

- Group 1 – Non Sexual Crimes of Violence
- Group 2 – Sexual Crimes
- Group 3 – Crimes of Dishonesty
- Group 4 – Damage and Reckless Behaviour
- Group 5 – Crimes against Society
- Group 6 – Antisocial Offences
- Group 7 – Miscellaneous Offences
- Group 8 – Road Traffic offences

Police Scotland publishes management information on an annual and quarterly basis by local authority and police division, as well as at a national level. These reports are produced to demonstrate Police Scotland’s commitment to transparency. Police Scotland publishes all of these reports on the ‘Our Performance’ section of the Police Scotland website. The reports can be accessed here:

<http://www.scotland.police.uk/about-us/our-performance/>

The East Lothian Policing Plan uses the following Police performance indicators, and these have been mirrored in the Scrutiny Report to maintain parity of understanding:

1. Protecting the most vulnerable people;
2. Reducing Violence and Antisocial Behaviour;
3. Reducing acquisitive Crime;
4. Improving road safety;
5. Tackling Serious and Organised Crime.

All figures quoted in this report are for the period April 2025 to September 2025 and are compared against the five year average.

East Lothian Performance Summary Report Reporting Period: April 25 – September 2025

Total Crime: (Group1-5) 2,767

Crime Increase: 14.1%

Protecting the most vulnerable people

Domestic crime detections
72.9%



13% > 5YA

Missing Persons

95



26 < YTD

Reducing Violence and Antisocial Behaviour

Common Assault

16%



72 > 5YA

ASB offences

8%



33 > 5YA

Reducing Acquisitive Crime

All Housebreaking

89



27 < 5YA

Domestic Housebreaking

37



7 < 5YA

Improving road safety

Road Traffic Casualties

-2.3%



44 (2 less)

Serious Organised Crime

Drug supply

39



23 > 5YA

OFFICIAL

Executive Summary

I am delighted to present this half year scrutiny report and my sixth as East Lothian Local Area Commander, covering the period 1st April 2025 to 30th September 2025. Whilst I am pleased to report that we have seen overall decreases in important areas of missing persons, domestic housebreaking and serious sexual crime including rape we have seen growth primarily in group one crime driven by increases in common assaults and in group 3 crime driven by shoplifting increases. There are also nearly 1000 more incidents reported to us than 5 years ago equating to roughly 80 incidents per day which give some perspective of the nature of the challenge that our officers face daily and is rightly something which I and the Divisional Commander are seeking to influence in terms of organisational change nationally when we take into account the fast growing population.

I will tackle the reasons behind these increases within the relevant sections of my report however I want to begin by paying tribute to the officers and staff in the county who work tirelessly in keeping people safe, often to the detriment of their own personal life and that of their families. Policing and public service is a relentless business, and this last reporting period has seen unprecedented demand with the visits of President Trump and Vice President Vance to Scotland as well as a significant upturn in protest activity nationally. All this creates demand on local Policing divisions such as ourselves and has led to officers being abstracted away from their normal duties. Despite all this your Police officers and staff continue to do a fantastic job in our communities, and this was rightly recognised in the recent Divisional Policing Awards ceremony held at Queen Margaret University where several officers in East Lothian received awards for outstanding service and bravery.

In my last report I outlined a number of upcoming changes which have now been achieved and their significance in modernising Policing in the county and nationally should not be underestimated as Police Scotland seeks to realise our 2030 vision for policing in achieving safer communities, less crime, supported victims, and a thriving workforce.

The most recent of these changes was the “go live” of body worn video for all officers in East Lothian which took place on 22nd October. This builds on the already implemented Digital Evidence Sharing Capability (DESC) which allows us to rapidly capture and share CCTV evidence with the Crown Office and Procurator Fiscal Service, with the intention of speeding up the outcomes at court and delivering system-wide efficiencies in the criminal justice system. There are many wider benefits expected from both of these changes with the key ones being reductions in officers being cited to court and therefore increases in patrol time and greater protection and accountability for officers and public alike.

Partnering with communities and the public is at the heart of all we do, and I am grateful for the support of all our partners in East Lothian which continues to benefit from strong links and cooperation at all levels of partnership working. There are numerous success stories whether it is initiatives involving local farmers and members of East Lothian Partnership Against Rural Crime (ELPARC), Police Scotland Young Volunteers (PSYV) supporting speeding, events and ASB, Community Speedwatch Patrols and more recently the deployment of 16 Special Constables on one evening under the Special Initiative Team (SIT).

Looking ahead to the next period I hope that the new ASB Strategy currently being agreed with key partners will bring increased early intervention and preventative approaches problems of ASB and substance misuse which are often at the heart of problems associated to crime within communities. I am also encouraged by the creation of a third Community Sergeant post along with three Constable posts within East Lothian as part of a new Service Delivery team which is being created to support Response and Community teams workloads with the investigation of volume crime and repeat offenders. This should be in place by the end of the year and will add some additional capacity to investigating crime trends and hotspot locations as they develop.

Protecting the most vulnerable people.	Missing Persons
---	------------------------

The Lothians & Scottish Borders (J) Division and the communities of East Lothian recognise that protecting people, particularly those considered vulnerable, is a policing priority. Within the remit of protecting people is the work and investigations carried out to trace people who are reported missing. To put the scale of this work into context, Police Scotland undertook 6,907 investigations into missing people in the period to Q2 2025/6.

Recognising the vulnerability associated with missing people, particularly those that are young or suffering from mental health challenges, Police Scotland has adopted a rigorous investigation structure and management approach to incidents involving missing people. The table below is a breakdown of the missing persons reported in East Lothian over the last 12 months when compared with last year.

Q2	Total missing persons	Adult	Child	Care Experienced Child	Cared for adult	Deceased
2024/25	121	32	55	32	2	0
2025/26	95	25	57	12	0	0
Change	-26	-7	+2	-20	-2	0

In East Lothian we review the circumstances of every missing person report to identify any vulnerability, and we will then link in with partners to ensure appropriate support is provided to keep that individual safe. This approach has seen the number of missing persons within East Lothian fall again through quarter 2 which builds on the consistent progress we have made in the area over the last 2 years. Missing persons in East Lothian are missing for an average 16 hours which when multiplied at numerous ranks and officer time is a huge amount of resource so it rightly remains an area of focus.

It is notable that a large proportion of the young people who are reported missing in East Lothian are being reported missing from home. Our Missing Person Coordinator undertakes a review of repeat absences and offers support to parents and carers in addition to multi-agency work which is ongoing with many of these children and this will be an area of focus for us for the next period.

We have continued to raise awareness of the Philomena, Herbert and Autism Missing Person Protocols to protect those individuals most at risk of going missing. These protocols apply to individuals living in a care setting and in their own homes. In addition to this we are working with Education establishments to ensure a clear understanding of the definitions of truanting and missing persons.

During this reporting period we have been able to draw on national resources such as Dog handlers and Air and Marine Support as well as our partners including Scottish Fire and Rescue Service, Her Majesty’s Coastguard and Mountain Rescue teams, to safely trace a number of High Risk missing persons and I am grateful for their continuing support.

Protecting the most vulnerable people.	Domestic Abuse Incidents
---	---------------------------------

	5yr Average	Q2 2025/26	% change from 5yr average
Number of Domestic Abuse Incidents	616.4	687	11.5
Total Crimes and offences in domestic abuse incidents	242.6	265	9.2
Percentage of Domestic Incidents that result in a crime	39.4%	38.6%	-0.8
Total crimes and offences detection rate	64.4%	72.9%	13.2
Total Detections for Domestic Bail Offences	37.4	28	-25.1

Domestic Abuse definition (Taken from the COPFS joint protocol on domestic abuse).

Any form of physical, verbal, sexual, psychological or financial abuse which might amount to criminal conduct, and which takes place within the context of a relationship. The relationship will be between partners (married, co-habiting, civil partnership or otherwise) or ex-partners. The abuse can be committed in the home or elsewhere, including online.

Tackling domestic abuse alongside Violence Against Women and Girls (VAWG) and a commitment to the Scottish Government Equally Safe Strategy is a national strategic priority for Police Scotland and these priorities are addressed through specific local partnership forums. We have multi-agency partnership arrangements in place through MATAAC (Multi-Agency Tasking and Co-ordinating – Offenders) and MARAC (Multi-Agency Risk Assessment Conferencing – victims) to both manage high risk offenders and provide appropriate support to vulnerable/repeat victims and survivors.

Tackling domestic abuse is everyone’s business and the multi-agency East Lothian Equally Safe group seeks to take further proactive steps to preventing and eradicating all forms of violence against women and girls in East Lothian. The primary goal of the Equally Safe group is to create culture and environments where women and girls can live free from the fear, threat, or experience of violence, abuse and exploitation.

Key priorities in the strategy include:

- Scottish society embraces equality and mutual respect and rejects all forms of violence against women and girls.
- Women and girls thrive as equal citizens – socially, culturally, economically and politically.
- Interventions are early and effective, preventing violence and maximising the safety and wellbeing of women, children and young people; and

- Men desist from all forms of violence against women and girls, and perpetrators of such violence receive a robust and effective response.

In East Lothian we have robust scrutiny arrangements in place with every domestic incident reviewed on a daily basis by the Local Area Commander and Detective Inspectors from the Domestic Abuse Investigation Unit and Public Protection Unit so every opportunity to detect the crime is maximised taking into account recent changes to legislation around what can be used to corroborate the account of victims and ensure offenders face the consequences of their actions.

This year to date we have seen a slight rise in the number of domestic incidents coupled with an associated rise in crimes recorded against the 5-year average. Detection rates have improved markedly and reflects the maximising of opportunities to prosecute offenders through legislative changes as well as the priority which this receives on a day to day basis.

We continue to promote the use of the Disclosure Scheme for Domestic Abuse Scotland (DSDAS) which marked its 10 year anniversary this year. The scheme gives people the right to ask about the background of their partner to see if they have been abusive in the past. It also allows concerned families, friends and professionals such as midwives and social workers to make a referral to the scheme. DSDAS gives Police Scotland the power to tell people they may be at risk even if they have not asked for the information themselves. The numbers of referrals to the DSDAS scheme have increased year on year and are a vital tool in the prevention of domestic violence, giving people the knowledge to protect themselves from entering into risky relationships.

Officers from across East Lothian supported the recent “16 days of action” campaign for Violence Against Women and Girls and in addition to this we continue to support other national campaigns such as “DON’T BE THAT GUY” aimed at encouraging peers to challenge abusive and unacceptable behaviour as well as carrying out prevention and education work in our schools and higher education establishments.

Protecting the most vulnerable people.	Hate Crime
--	------------

East Lothian			
	5 year average	Q2 2025/26	% change from 5 year average
Hate Incidents	13.4	6	-55.2
Hate Crimes	55.8	60	7.5
Hate Crime Detection Rate	64.5	55	-9.5

The new Hate Crime and Public Order (Scotland) Act 2021 is defined below and went live on **1st April 2024**.

HATE INCIDENT - Any incident which is perceived by the victim or any other person, to be motivated (wholly or partly) by malice and ill-will towards a characteristic group, but which does NOT constitute a criminal offence (non-crime hate incident).

HATE CRIME - Any crime which is perceived by the victim or any other person, to be motivated (either wholly or partly) by malice and ill will towards a characteristic group listed in the Hate Crime and Public Order (Scotland) Act 2021

In Scotland, prior to April 2024, the law recognised hate crimes as motivated by prejudice based on:

- Disability
- Race
- Religion
- Sexual orientation
- Transgender identity

From 1st April 2024, this was extended to include Age and Variations in sex characteristics.

Every hate incident and hate crime reported in East Lothian is subject to intense scrutiny with the Local Area Commander having overall responsibility for this. This ensures that incidents and/or crimes are not treated in isolation and processes are in place to identify repeat victims, locations and offenders. We investigate all such reports robustly to bring perpetrators to justice whilst working with partners to support victims.

With the changes in the law to widen the definition of hate crime now 18 months old we are starting to see higher numbers of incidents categorised as hate crimes however this also needs to be set in the context of what has been a period of heightened tension over immigration issues and global events such as the war in Gaza which have undoubtedly played a part in raising the presence of different races in the consciousness of our communities. Uniting communities together and being tolerant of the diversity which exists within them is a key goal in Policing and we will do all we can to ensure zero tolerance to those who commit hate crimes amongst our communities.

Protecting the most vulnerable people.	Sexual Crimes (Group 2)
---	--------------------------------

Crime Type	5 Year average	Q 2 2025/26	% change from 5 year average	% Detection Rate
Group 2	124	122	-1.8	41
Rape	24	19	-20.8	78.9
Attempt Rape	1.4	1	-28.6	32.1
Indecent/Sexual Assault	42.8	53	23.8	32.1
Indecent photos of children	7.6	10	31.6	80

Overall, group 2 sexual crimes have decreased slightly and encouragingly there is a more noticeable fall in the number of rape offences being reported. The increase of rape offences in the past few years was primarily driven by non-recent reports which are categorised reports occurring a year or more after the offence was perpetrated so whilst it is positive that less crimes have been reported we are always mindful that it is a case of striking the right balance with people having the confidence to come forward and report crime. I am confident that this is being maintained with a dedicated team of detective officers working to investigate these crimes and provide support to victims so that they feel encouraged and supported to come forward.

Non-contact sexual offences perpetrated over the internet or through communications devices used by young people continue to be reported with suspects coming from out with East Lothian which does pose a challenge in terms of identifying and bringing offenders to justice and emphasises the need for ongoing prevention and education in this area.

We will continue to work closely with all our partners through the Violence Against Women and Girls Working Group and the newly formed Equally Safe Group, to encourage and support victims to report sexual crimes.

The Community Safety partnership group uses its network to disseminate various prevention measures and messages to the community in terms of avoiding being the victim of this type of crime and in September we heard from Headteachers about the work that is ongoing in schools to educate and endorse a healthy culture around relationships and respect for gender in our young people. Our three school link officers are also a vital part of prevention work and continue to provide inputs on healthy relationships and internet safety to our young people to raise awareness and keep them safe.

Protecting the most vulnerable people.	Drug Supply, Production & Cultivation
---	--

Drugs Supply	5 year average	Q2 2025/26	% Change from 5 year average	% Detection Rate
Drugs Supply (including possession with intent)	16.2	39	140.7	92.3

Drug supply charges have retained the higher numbers seen over the previous year which is again reflective of the hard work of both our Proactive Crime Team based at Musselburgh and our Community Action Teams based at Tranent and Haddington. The presence of illicit substances in our communities remains one of the biggest threats the health and wellbeing of both young people and more established users and remains a priority for us.

The figures demonstrate the resource commitment and success of tactics committed to preventing the harm caused by the misuse of drugs through a combination of effective enforcement and preventative measures. We have continued to refer individuals who have taken a near or non-fatal overdose to support services within 24 hours of police contact and are engaged with all our partners to try and reduce the harm caused by drug misuse.

Overall numbers of stop and searches completed have decreased, perhaps owing to some of the abstraction of our community teams to Police national events and VIP visits over the summer however this remains an effective tactic and one which we will continue to deploy around ASB, drugs and acquisitive crime. Positive searches account for just over a third (28) of the total (65).

We continue to share information from our Vulnerable Adult Database with substance misuse services in NHS Lothian, on those most at risk of harm through addiction to drugs and alcohol and are engaged with NHS Lothian and other partners on both operational and strategic levels to ensure a partnership approach is developed in order to tackle the harm caused by drug and alcohol addiction as well as the causal factors of poor mental health, poverty and deprivation.

Reducing Violence and Antisocial Behaviour	Crimes of Violence (Group 1)
---	-------------------------------------

Crime Type	5 year average	Q2 2025/26	% Change from 5 year average	Q2 2025/26 Detection Rate
Group 1	546	641	17.2	58.5
Serious Assault	20	25	25	76
Robbery	8.8	8	-9.1	62.5
Common Assault	425	497	16.7	55

Group 1 crime trends have increased in a number of areas when compared against both the 5 year average. Both robberies and serious assaults are tracking slightly above the 5 year average. There is no causal link between serious assaults however in the case of robberies the motivation for carrying out this type of crime has been commonly associated to drug debt which reinforces the need for substance use services being closely aligned with Policing which is the case in East Lothian through the weekly multi-agency Tasking and Coordination Group.

The rise is primarily driven by an increase in common assaults of which 157 of the total are domestic related. 17 are related to assaults on retail staff which is an area of concern given its association to increased levels of shoplifting.

Assaults on emergency workers have slightly reduced and with the use of body worn video by Police officers, the expectation is that this will further reduce when combined with a higher percentage of officers undergoing the Act Don't React training which is seeing the levels of assaults against officers receiving this training markedly reduce.

21 crimes of threats and extortion were recorded driven primarily by "sextortion" offences whereby victims are encouraged to share intimate images or videos with individuals they have met online and are then threatened that these will be distributed to friends and family unless monies are paid. The age profile of victims continues to be mainly between 13-18 and this age group are the focus of local prevention and education resources both at school and university as well as a focus for national campaigns.

Crimes of violence within licensed premises continue to be monitored and we do not have any monitored Licensed Premises in East Lothian. 84 of all group 1 crimes were linked to alcohol which again will be the subject of local and national campaigns to encourage responsible consumption. Where appropriate we took enforcement action against licensees failing to comply with legislative requirements.

Reducing Violence and Antisocial Behaviour	Reducing Antisocial Behaviour
---	--------------------------------------

Indicator	5 Year Average	Q2 2025/26	% Change from 5 year average	Q2 2025/26 % Detection Rate
Antisocial Behaviour Offences	387.0	420	8.4	
Vandalism (Including Malicious Mischief)	365	386	5.5	18.6
Fire-raising	23.8	27	13.8	25.9
Breach of the Peace	10	16	60	100
S38 CJ&L(S) A 2010	345	378	9.5	63.7

The number of anti-social behaviour incidents is running at slightly above that of last year and the figures presented above show increases across the board however I would highlight that the in three out of the five measures, this is sign of patrolling, active enforcement of ASBOs and action against those found committing ASB such as street drinkers.

The summer months provided the usual seasonal increase in visitors to East Lothian and despite some increases in the volume of calls and demand on Policing resources for events including Fringe by the Sea, Scottish Golf Open and Gala days, the summer season appears to have been successful from a Policing perspective. Throughout the summer we continued regular operational meetings and patrols with countryside and coastal partners to address seasonal issues such as wild camping and parking.

The ASB strategy currently being revised will be a cornerstone of how ASB is managed over the next few years, emphasising the need for a joined up approach based on early intervention. I hope this will build on what is reported from the Community and Police Partnerships in identifying and addressing ASB before it becomes a long-term problem. It will recognise the fact that many of the repeat locations for ASB revolve around individuals who have complex needs either in terms of health, poverty or lack of employment. In conjunction with our partners we have already taken steps to either support these individuals in addressing the alcohol and drug addiction which exacerbates their behaviour or provide enforcement action against them through the use of ASBOs but equally we all recognise that more can be done through the many multi-agency responses planned through the East Lothian Poverty Plan, Local Outcome Improvement Plan and Community Learning Development Plan. The contribution of the Community Protection Team from East Lothian Council in this should not be underestimated and there are several examples of successful joint enforcement against repeat ASB offenders.

In relation to ASB committed by young people all Police officers whether that is at Area Commander level or below work closely with partners to support young people and their families to improve their behaviour and reduce vulnerabilities. This is never more so than during key events in the calendar such as Halloween and Bonfire

night and whilst the statistics from these dates are not contained in this report, I am pleased to report that we have seen an improvement in both behaviour and the number of calls received over the same period this year.

We continue to work across the partnership to increase provision for recreation, youth work and diversionary projects and promote responsible behaviour and tolerance across our communities.

Growing the services and activities available for young people is a vital element of this and we have supported a number of projects through our Community Partnership Fund. It is vital that there are adequate recreational facilities for young people across East Lothian and we are committed to supporting this particularly in the Musselburgh area.

All incidents of ASB continue to be brought to the attention of the weekly tasking and coordinating group undertaken with our partners every Wednesday and through the Community and Police Partnership meetings (CAPPs). The support of elected members in attending CAPPs along with local Community officers is greatly appreciated and this is an area of community engagement which we would seek to strengthen.

Finally and to end on a positive note, in my last few reports I have reported positively on progress to form a Street Pastors Group, and I am pleased to report that this has now been established and is in the process of formal application for charitable status and training of volunteers. I would regard organisations such as Street Pastors as vital in our efforts to provide help and support for those on the margins of society and would hope that 2026 sees the first patrols by Street Pastors in East Lothian streets. My thanks goes to Paul Thomson as chair and to the other volunteers for getting this off the ground.

Reducing Acquisitive Crime	Dishonesty (group 3)
-----------------------------------	-----------------------------

Crime Type	5 year average	Q2 2025/26	% change from 5 year average	Q2 2025/26 Detection Rate
Total Group 3	889	1070	20.3	23.8

Overall, we have seen an increase in Group 3 Crimes reported this year compared to the 5-year average. This is despite falls in housebreaking overall and is in large part driven by a continuing growth in shoplifting. Shoplifting is a crime linked to both socio-economic deprivation and addiction and the higher levels of this crime are seen in the more deprived areas of the county.

Shoplifters can be professional thieves which is why the [Retail crime Taskforce](#) was set up earlier this year to tackle this type of problem which sees the criminals concerned travelling vast distances through many of our towns and cities to commit crime.

More locally and this is the case in East Lothian local people shoplift because they cannot afford food or because of their need to fund drug or alcohol addiction which is no less desperate and why we as Police and our partners are working collectively to offer support to these individuals in the hope of reducing their offending through Restorative Justice and other rehabilitation programmes.

We all have a role to play as too often within communities, shoplifters are taking their stolen goods and selling them whether that is to family, friends, in the pub or close by to where they have stolen the goods from. Accepting this or turning a blind eye to this undermines all our efforts.

Fraud continues to fall back as an area of growth with 107 crimes reported however keyless thefts of vehicles by criminals with access to scanning devices and other modern technology continues to be seen at times throughout the county. Certain makes and models of vehicle are more vulnerable to this crime type than others and again the crime is usually committed by organised groups who possess the technical expertise to overcome vehicle security. We have been encouraging owners of these vehicles to take additional security measures to prevent their vehicles being stolen.

We continue to work locally with Trading Standards and Trusted Traders to provide residents with advice re bogus workers and signpost them to Trusted Traders. We also provided preventative support and messaging both locally and in support of national campaigns in an effort to continue to reduce the number of victims.

Reducing Acquisitive Crime	Housebreaking
-----------------------------------	----------------------

Crime Type	5 Year Average	Q2 2025/26	% Change from 5 year average	Q2 2025/26 Detection Rate
Dwelling HB	44.2	37	-16.3	35.1
Non Dwelling (Sheds, garages) HB	35	22	-37	4.5
Other (Business) HB	36.6	30	-18	13.3

*All crime types include attempt thefts.

Housebreaking as a collective has again reduced from the same period last year and in relation to the 5 year average and it is particularly encouraging to see its reduction in all areas including domestic, business and non-dwelling premises such as garden sheds. We have also had success in reducing trends in housebreakings involving young people stealing vapes and alcohol.

It is however important not to be complacent in this area as we recognise that having your house or business broken into is possibly the single most likely incident that law abiding members of our community will face in terms of being a victim of crime. Simple measures such as protecting high value cars with steering locks, securing your vehicle keys overnight and ensuring robust building security in the form of alarms, CCTV and locks which are not able to be overcome through “lock snapping” techniques go a long way to preventing housebreaking.

A number of our community officers have been trained in conducting crime prevention surveys and I would advocate requesting one of these to anyone requiring further support as well as signing up to the Scottish Neighbourhood Watch scheme as this allows real time alerts to be issued in relevant areas.

All trends are subject to continual analysis and intelligence gathering and we continue to participate in the National Acquisitive Crime group where information and good practice are exchanged across all areas of the country.

OFFICIAL

Improving road safety	Road Casualties
------------------------------	------------------------

	Q2 2024/25	Q2 2025/26	% Change
Fatal	1	0	-100%
Serious	17	13	-24%
Slight	28	31	11%
Total	45	44	-2.3%
Children (aged<16) Killed	0	0	-
Children (aged<16) Seriously Injured	2	0	-100%

	5 Year Average	Q2 2025/26	% Change from 5 year average
Dangerous driving offences	34.6	39	12.7
Driving carelessly	68.8	93	35.2
Speeding offences	37.2	75	101.6
Unlawful use of a motor vehicle	266.2	301	13.1
Seat Belt offences	9.2	9	-2.2
Mobile Phone offences	15.4	22	42.9
Driving under the influence	52.8	68	28.8

Roads Safety Strategy continues to prioritise enforcement around the FATAL 5:

- ☒ Careless driving
- ☒ Drink & drug driving
- ☒ Not wearing a seatbelt
- ☒ Speeding
- ☒ Using a mobile telephone while driving

There have been no fatalities over the last 6 months and the number of collisions has remained broadly static which is testament to the partnership work that goes on across the road network both locally and nationally.

We have seen growth in the number of section 3 careless driving offences recording and part of the reason behind this has been the increased ability to process footage of driving provided by members of the public on the new DESC system which ultimately enables us to pursue motorists who are putting cyclists and other vulnerable road users in danger.

Making our roads safer remains a key priority and our specialist Road Policing officers continue to be tasked on a daily basis to patrol routes on the A1 and other fast roads, with our community officers focussed on our towns and villages, specifically around our schools. In addition to this we work with our partners to improve road layout and signage particularly in areas of new housing as well as supporting active and safe travel plans for schools.

Community Speedwatch has been up and running for over a year in Inveresk in Musselburgh and we have several other several other groups in the final stages of launch. The use of Community Speedwatch in Inveresk has seen 107 drivers warned regarding their speed and analysis of the speeds recorded shows those caught exceeding the 20mph limit have been doing an average of 27.5 which is below the key threshold of 30mph for serious injury.

Local authorities created widespread 20 mph limits to: reduce collisions and injury severity and improve safety for pedestrians and cyclists all of which is occurring in East Lothian.

Community Speedwatch is a national initiative designed to assist Police and local communities in problem solving around speed awareness and we would want to support and encourage communities to take this up as it adds value both in terms of deterrent and intelligence gathering as well as providing an outlet for communities to take active steps to keep their roads safer.

Moving forward we will continue with a number of road safety initiatives with a current focus on the Festive Drink Drive Campaign. These campaigns will focus on casualty reduction on our priority routes.

Tackling Serious & Organised Crime	Tackling Serious & Organised Crime (SOC)
<p>The National Terror Threat level is currently SUBSTANTIAL meaning an attack is likely.</p> <p>We continue to implement the Serious Organised Crime Multi-Agency Action Plan 2024-2027 in conjunction with the East Lothian Council (ELC) and other law enforcement and regulatory bodies.</p> <p>This plan shows we are committed to keeping people safe and disrupting organised crime groups within our community. This Action Plan is based on the revised national strategy to tackle SOC across Scotland. This strategy is about all of Scotland working together to reduce the harm caused by serious and organised crime and has many overlaps with the national CONTEST strategy of which all parties are committed to fulfilling their obligations under that strategy.</p> <p>The action plan is aligned to the four priority themes of the national SOC strategy (2015) which are:</p> <ul style="list-style-type: none">• Divert: To divert people from being involved in SOC• Deter: To deter SOC by supporting private, public and third-party organisations to protect themselves• Disrupt: To disrupt SOC Groups.• Detect: To identify, detect and prosecute those involved in SOC <p>The main focus of the plan is around Divert and Deter however there are also a number of live investigations into SOC which support the Disrupt and Detect strands of this strategy and we are supported by national teams of officers in these investigations.</p> <p>County lines intelligence and opportunities for enforcement remains an area of focus and we recognise that deterring this sort of criminality from obtaining a foothold in our communities is vital and we must utilise tactic's under all 4 "Ds" to ensure this continues to be the case. County Lines drug dealers from larger cities expand their criminal activity into smaller communities to exploit young and vulnerable people to sell drugs, carry cash and weapons – bringing violence, coercion and abuse. They can also take over a vulnerable person's house – known as cuckooing.</p> <p>The National County Lines Intensification Week took place between Monday 23rd - 30th June 2025. This saw us safeguard a number of known vulnerable people in our communities who were being exploited by drug dealers with extra patrols and safeguarding checks along with our partners during the week.</p> <p>More recently we were part of a national campaign known as Operation Machinize which targeted high street premises involved in money laundering and other criminality.</p>	

OFFICIAL

Complaints	Executive Summary
------------	-------------------

Table: Complaints and allegations received in the East Lothian Council area, by period ¹

	TOTAL COMPLAINT CASES RECEIVED			TOTAL NUMBER OF ALLEGATIONS RECEIVED		
	YTD	LYTD	% Change	YTD	LYTD	% Change
East Lothian Council	35	71	-50.7%	52	117	-55.6%

The breakdown above details the total number of Complaints about the Police, received in relation to the East Lothian area command as of 30 September 2025.

The breakdown below provides further detail on the Allegation Category and Type. As can be seen there has been a 55.6% decrease in the overall number of Complaints about the Police when comparing PYTD and YTD.

Table: Allegations received in the East Lothian Council area, by category, type and period ¹

Allegation Category and Type	YTD	PYTD	<i>% change from PYTD</i>
<i>On Duty - TOTAL</i>	32	74	-56.8%
Assault	2	3	-33.3%
Discriminatory Behaviour	0	1	-100.0%
Excessive Force	4	5	-20.0%
Incivility	8	24	-66.7%
Irregularity in Procedure	17	35	-51.4%
Oppressive Conduct/Harassment	0	1	-100.0%
Other - Criminal	1	4	-75.0%
Other - Non Criminal	0	1	-100.0%
<i>Quality Of Service - TOTAL</i>	20	43	-53.5%
Policy/Procedure	4	6	-33.3%
Service Delivery	7	10	-30.0%
Service Outcome	9	27	-66.7%
Grand Total	52	117	-55.6%

1 . Data is based on the case received date.

Police Scotland's ability to function effectively is reliant upon the trust of the public and their belief that we can carry out our duties in a fair and impartial manner. It is accepted that on occasions things may go wrong and mistakes will be made. Police Scotland's national Professional Standards Department oversee all complaints made against officers in East Lothian with robust processes in place to ensure that when members of the public wish to raise a concern or make a complaint about either the quality of the policing service provided or the actions of an officer, their concerns will be listened to and appropriate action taken. In Lothians and Borders Division there is a focus on learning from complaint investigation to ensure that we can continuously improve our service.

Appendix

Lothian and Scottish Borders Divisional Crime Overview

Lothian and Scottish Borders Division	5 Year Average	Q1 & Q2 2025-26	% Change against 5 year average	Detection Rates 2025/26
GROUP 1: NON SEXUAL CRIMES OF VIOLENCE	3,087.8	3,211	4.0%	59.7%
Murder (excluding culpable homicide at common law)	1.4	1	-28.6%	100.0%
Culpable homicide (at common law)	-	-	-	-
Culpable Homicide (other)	2.8	2	-28.6%	50.0%
Attempted Murder	10.2	9	-11.8%	77.8%
Serious Assault (of an emergency worker)	0.2	1	100.0%	100.0%
Serious Assault (Incl. FGM, culpable & reckless conduct – causing injury)	137.4	89	-35.2%	75.3%
Common Assault (of an emergency worker)	232.4	229	-1.5%	99.6%
Common Assault	2,373.2	2,470	4.1%	55.8%
Robbery (including assault with intent to rob)	51.6	44	-14.7%	56.8%
Domestic Abuse (of male)	2.8	6	114.3%	100.0%
Domestic Abuse (of female)	76.8	131	70.6%	73.3%
Stalking	50.8	54	6.3%	74.1%
Cruel & Unnatural treatment of children	34.8	44	26.4%	79.5%
Threats and extortion	84.8	95	12.0%	5.3%
Other group 1 crimes	28.6	36	25.9%	69.4%
GROUP 2: SEXUAL CRIMES	631.6	676	7.0%	53.6%
Rape	117.4	149	26.9%	51.0%
Attempted Rape	7.4	8	8.1%	112.5%
Sexual assault	215.8	235	8.9%	58.7%
Crimes associated with prostitution	0.4	-	-	-
Indecent photos of children	38.0	29	-23.7%	82.8%
Communicating indecently	59.4	45	-24.2%	53.3%
Causing to view sexual activity or images	96.8	103	6.4%	47.6%
Threatening or Disclosure of intimate image	45.0	39	-13.3%	48.7%
Other Group 2 crimes	51.4	68	32.3%	33.8%
GROUP 3: CRIMES OF DISHONESTY	4,121.6	4,906	19.0%	29.2%
Housebreaking (incl. attempts) - dwelling house	170.8	217%	27.0%	28.6%
Housebreaking (incl. attempts) - non dwelling	108.6	82	-24.5%	3.7%
Housebreaking (incl. attempts) - other premises	134.4	97	-27.8%	17.5%
Opening Lockfast Places - Motor Vehicle	89.4	74	-17.2%	10.8%
Theft of a motor vehicle	204.8	247	20.6%	39.7%
Theft from a Motor Vehicle (Insecure etc.)	162.2	173	6.7%	11.6%
Attempt theft of motor vehicle	20.2	36	78.2%	50.0%
Opening Lockfast Places - NOT Motor Vehicle	60.4	88	45.7%	13.6%

OFFICIAL

Common theft	1,096.6	1,010	-7.9%	16.9%
Theft by shoplifting	1,169.0	2,007	71.7%	43.3%
Fraud	636.2	618	-2.9%	12.3%
Other Group 3 Crimes	269.0	257	-4.5%	30.7%
GROUP 4: DAMAGE AND RECKLESS BEHAVIOUR	2,003.6	1,992	-0.6%	26.7%
Fireraising	141.0	149	5.7%	28.9%
Vandalism (including reckless damage etc)	1,729.2	1,723	-0.4%	25.2%
Reckless conduct (with firearms)	2.4	1	-58.3%	-
Culpable and reckless conduct (not with firearms)	125.2	109	-12.9%	48.6%
Other Group 4 Crimes	5.8	10	72.4%	10.0%
GROUP 5: CRIMES AGAINST SOCIETY	2,131.6	2,239	5.0%	92.2%
Possession firearm/offensive weapon/knife in prison (not used in crime)	9.2	7	-23.9%	57.1%
Possession offensive weapon/knife in school (not used in crime)	4.4	2	-54.5%	100.0%
Possession offensive weapon/knife in a private place (not used in crime)	6.4	43	571.9%	97.7%
Possession of a corrosive substance (not used in crime)	-	-	-	-
Other possession of offensive weapon/knife (not used in crime)	155.8	117	-24.9%	94.0%
Possession firearm/offensive weapon/knife in prison (used in criminal activity)	3.4	3	-11.8%	66.7%
Possession offensive weapon/knife in school (used in criminal activity)	1.8	2	11.1%	100.0%
Possession offensive weapon/knife in a private place (used in criminal activity)	1.2	2	66.7%	100.0%
Possession of corrosive substance (used in criminal activity)	-	-	-	-
Other possession of offensive weapon/knife NEC (used in criminal activity)	148.2	242	63.3%	66.9%
Production, manufacture or cultivation of drugs	25.8	20	-22.5%	75.0%
Supply of drugs (incl possession with intent)	94.6	160	69.1%	95.0%
Bringing drugs into prison	14.0	18	28.6%	44.4%
Other drugs offences (incl. importation)	8.2	10	22.0%	40.0%
Possession of drugs	721.2	522	-27.6%	101.9%
Offences relating to serious and organised crime	4.8	5	4.2%	100.0%
Bail offences (other than absconding)	521.6	572	9.7%	94.9%
Other crimes against public justice	404.4	501	23.9%	93.2%
Other crimes against society	6.6	13	97.0%	92.3%
GROUP 6: ANTISOCIAL OFFENCES	2,117.2	2,074	-2.0%	70.1%
Breach of the Peace	54.4	68	25.0%	89.7%

OFFICIAL

Threatening & abusive behaviour	1,913.0	1,896	-0.9%	68.6%
Hate aggravated conduct (incl stirring up hatred)	65.6	62	-5.5%	77.4%
Drunk and incapable	13.6	7	-48.5%	100.0%
Consume alcohol in designated place (local by-laws)	15.8	7	-55.7%	100.0%
Other alcohol related offences	18.2	15	-17.6%	93.3%
Urinating	36.6	19	-48.1%	78.9%
GROUP 7: MISCELLANEOUS OFFENCES	679.8	745	9.6%	50.7%
Wildlife offences	24.4	15	-38.5%	40.0%
Offences involved animals (not wildlife)	61.2	74	20.9%	37.8%
Community and public order offences	477.2	575	20.5%	49.0%
Environmental offences	16.0	15	-6.3%	86.7%
Licensing offences	55.0	41	-25.5%	80.5%
Other misc. offences	46.0	25	-45.7%	64.0%
GROUP 8: ROAD TRAFFIC OFFENCES	3,749.8	3,913	4.4%	79.3%
Dangerous driving offences	141.6	204	44.1%	76.5%
Driving carelessly	337.6	363	7.5%	79.1%
Driving under the influence	286.2	335	24.0%	99.7%
Speeding offences	237.2	176	-25.8%	100.0%
Seatbelt offences	77.0	51	-33.8%	98.0%
Mobile phone offences	88.2	98	11.1%	100.0%
Unlawful use of a motor vehicle	1,382.2	1,305	-5.6%	98.6%
Vehicle defect offences	127.2	256	101.3%	99.2%
Drivers neglect of traffic directions (NOT pedestrian crossings)	211.2	48	-77.3%	7.9%
Road traffic offences (involving bicycle/tricycle)	4.2	6	42.9%	50.0%
Other Group 8 offences	857.2	1,051	22.6%	37.2%

East Lothian Recorded Crime Overview

East Lothian	5 Year Average	Q1+Q2 2025	% change against 5 year average	Detection Rates 2025/26
GROUP 1: NON SEXUAL CRIMES OF VIOLENCE	546.80	641	17.3%	58.03%
Murder (excluding culpable homicide at common law)	0	0	0	0
Culpable homicide (at common law)	0	0	0	0
Culpable Homicide (other)	0.20	0	-100%	0
Attempted Murder	2.6	1	-61.5%	100%
Serious Assault (of an emergency worker)	0	0	0	0
Serious Assault (Incl. FGM, culpable & reckless conduct – causing injury)	20	25	25.0%	76
Common Assault (of an emergency worker)	39	36	-7.7%	100%
Common Assault	425.8	497	16.7%	55.13%
Robbery (including assault with intent to rob)	8.8	8	-9.1%	62.5%
Domestic Abuse (of male)	0.6	2	233.3%	100%
Domestic Abuse (of female)	11	22	100.0%	59.0%
Stalking	10.2	12	17.6%	66.6%
Cruel & Unnatural treatment of children	7.6	12	57.9%	83.3%
Threats and extortion	15.2	21	38.2%	0
Other group 1 crimes	5.8	5	-13.8%	80.0%
GROUP 2: SEXUAL CRIMES	124.20	122	1.77%	40.9%
Rape	24	19	-20.8%	78.9%
Attempted Rape	1.4	1	-28.6%	0
Sexual assault	42.8	53	23.8%	32.1%
Crimes associated with prostitution	0	0	0	0
Indecent photos of children	7.6	10	31.6%	80%
Communicating indecently	11.8	6	-49.2%	33.3%
Causing to view sexual activity or images	18	20	11.1%	15%
Threatening or Disclosure of intimate image	7.8	6	-23.1%	33.3%
Other Group 2 crimes	10.8	7	-35.2%	42.8%
GROUP 3: CRIMES OF DISHONESTY	546.80	641.0	17.2%	23.8%
Housebreaking (incl. attempts) - dwelling house	44.2	37	-16.3%	35.1%
Housebreaking (incl. attempts) - non dwelling	35	22	-37.1%	4.5%
Housebreaking (incl. attempts) - other premises	36.6	30	-18.0%	13.3%
Opening Lockfast Places - Motor Vehicle	19.4	17	-12.4%	5.8%
Theft of a motor vehicle	39.8	45	13.1%	28.8%
Theft from a Motor Vehicle (Insecure etc.)	38	42	10.5%	4.76%

OFFICIAL

Attempt theft of motor vehicle	5.2	3	-42.3%	33.3%
Opening Lockfast Places - NOT Motor Vehicle	18.6	23	23.7%	8.70%
Common theft	231	239	3.5%	16.3%
Theft by shoplifting	214	431	101.4%	36.4%
Fraud	133.2	107	-19.7%	6.5%
Other Group 3 Crimes	74.2	74	-0.3%	20.2%
GROUP 4: DAMAGE AND RECKLESS BEHAVIOUR	414.80	435	4.8%	20.0%
Fireraising	23.8	27	13.4%	25.9%
Vandalism (including reckless damage etc)	365.8	386	5.5%	18.6%
Reckless conduct (with firearms)	0.4	0	-100.0%	0
Culpable and reckless conduct (not with firearms)	23.2	19	-18.1%	36.8%
Other Group 4 Crimes	1.6	3	87.5%	33.3%
GROUP 5: CRIMES AGAINST SOCIETY	450.20	499	10.8%	96.5%
Possession firearm/offensive weapon/knife in prison (not used in crime)	0	1	0	100%
Possession offensive weapon/knife in school (not used in crime)	0.4	2	400%	100%
Possession offensive weapon/knife in a private place (not used in crime)	1.4	15	971.4%	100%
Possession of a corrosive substance (not used in crime)	0	0	0	0
Other possession of offensive weapon/knife (not used in crime)	38.8	33	-14.9%	93.9%
Possession firearm/offensive weapon/knife in prison (used in criminal activity)	0.2	0	-100.0%	0
Possession offensive weapon/knife in school (used in criminal activity)	0.4	1	150.0%	100%
Possession offensive weapon/knife in a private place (used in criminal activity)	0.2	0	-100.0%	0
Possession of corrosive substance (used in criminal activity)	0	0	0	0
Other possession of offensive weapon/knife NEC (used in criminal activity)	23.4	35	49.6%	80%
Production, manufacture or cultivation of drugs	3	0	-100.0%	0
Supply of drugs (incl possession with intent)	16.2	39	140.7%	92.3%
Bringing drugs into prison	0	0	0	0
Other drugs offences (incl. importation)	2	2	0.0	50%
Possession of drugs	169.6	140	-17.5%	105.7%
Offences relating to serious and organised crime	0	0	0	0
Bail offences (other than absconding)	100.6	120	19.3%	99.1%
Other crimes against public justice	93	107	15.1%	88.7%

OFFICIAL

Other crimes against society	1	4	300.0%	125%
GROUP 6: ANTISOCIAL OFFENCES	387.40	420	8.4%	66.9%
Breach of the Peace	10	16	60.0%	100%
Threatening & abusive behaviour	345.2	378	9.5%	63.7%
Hate aggravated conduct (incl stirring up hatred)	11.4	10	-12.3%	80.0%
Drunk and incapable	2	3	50.0%	100.0%
Consume alcohol in designated place (local bye-laws)	6.8	5	-26.5%	100.0%
Other alcohol related offences	5.8	4	-31.0%	100.0%
Other Group 6 offences	0	0	0	0
Urinating	6.2	4	-35.5%	100%
GROUP 7: MISCELLANEOUS OFFENCES	104.60	147	40.5%	53.7%
Wildlife offences	7.0	3	-57.1%	66.6%
Offences involved animals (not wildlife)	5.80	20	244.8%	30.0%
Community and public order offences	80.20	117	45.9%	53.8%
Environmental offences	1.80	1	-44.4%	100%
Licensing offences	8.80	6	-31.8%	116.6%
Other misc. offences	1	0	-100%	0
GROUP 8: ROAD TRAFFIC OFFENCES	692	907	31.1%	80.8%
Dangerous driving offences	34.6	39	12.7%	82.0%
Driving carelessly	68.8	93	35.2%	74.1%
Driving under the influence	52.8	68	28.8%	105.8%
Speeding offences	37.2	75	101.6%	100%
Seatbelt offences	9.2	9	-2.2%	100%
Mobile phone offences	15.4	22	42.9%	100%
Unlawful use of a motor vehicle	266.2	301	13.1%	98.1%
Vehicle defect offences	23.2	70	201.7%	100%
Drivers neglect of traffic directions (NOT pedestrian crossings)	11.2	5	-55.4%	100%
Road traffic offences (involving bicycle/tricycle)	1.8	1	-44.4%	100%

COMMITTEE:	POLICE, FIRE AND COMMUNITY SAFETY SCRUTINY COMMITTEE
MEETING DATE:	14 January 2026
BY:	Head of Communities and Partnerships
REPORT TITLE:	Tackling Antisocial Behaviour
REPORT STATUS:	Public

1 PURPOSE OF REPORT

- 1.1 To advise the Committee on the number, type and location of antisocial behaviour complaints received by East Lothian Council during the reporting period (1 April 2025 to 30 September 2025) and to advise on actions taken in response to same.

2 RECOMMENDATIONS

Members are recommended to:

- 2.1 Note the terms of the report.

3 BACKGROUND

- 3.1 The number of antisocial complaints received by East Lothian Council during the reporting period was 997; this compares to a figure of 986 received during the analogous period in 2024.
- 3.2 Appendix 1 provides a linear analysis of antisocial behaviour complaints made to East Lothian Council from 2021 / 2022 to the end of the current reporting period.
- 3.3 Appendix 2 provides a linear analysis of the number of antisocial behaviour complaints made to East Lothian Council, per 100 000 of the population, from 2021 / 2022 to 30 September 2025.

- 3.4 Of the aggregate 997 complaints received, 449 related to noise, 110 were youth related, 70 were categorised as “neighbour disputes”, with the remaining 368 consisting of, *amongst other things*, shouting, swearing, drug related complaints, harassment and verbal abuse. The diagram at Appendix 3 offers a visual representation in terms of case type.
- 3.5 In terms of *loci*, 32% of the complaints were from Musselburgh and the surrounding environs, 20% from Tranent, 9% from Dunbar, 23% from Prestonpans, 9% from Haddington and 7% from North Berwick. The diagram at Appendix 4 offers a visual representation in terms of geography.
- 3.6 During the reporting period, 41 mediation referrals were received. Throughout that period, the Council employed one full-time Mediation Officer; however, in January 2026 a second officer will join the service. This will afford an opportunity for the service to be more widely promoted. Mediation is widely recognised as an effective way of diffusing tensions that have arisen between parties in dispute and an effective way of diverting them away from traditional enforcement interventions.
- 3.7 There are 29 live Antisocial Behaviour Orders in East Lothian. The Antisocial Behaviour Case Monitoring Group continues to meet on a four weekly basis to ensure that the more serious, complex, and persistent cases are addressed from a multi-agency perspective; there are currently 76 cases being so monitored.
- 3.8 During the reporting period the responsibility for the strategic oversight of antisocial behaviour transferred from the Antisocial Behaviour Overview Group to the Community Safety Sub-Group of the Community Safety and Justice Partnership, the rationale being that antisocial behaviour should be strategically considered alongside other broader community safety issues.
- 3.9 The weekly Tasking and Co-ordinating Group, met throughout the reporting period; continuing to direct the deployment of Police Officers, Neighbourhood Outreach Youth Workers, and mobile CCTV cameras, of which there are 6, to antisocial behaviour “hotspots”, with said deployments being made on an analysis of complaint levels and received intelligence. The group now includes representatives from Health and Social Care and the Midlothian and East Lothian Drugs and Alcohol Partnership to help inform discussions pertaining to individuals who have come to the attention of Police Scotland and other agencies and who are affected by mental health and substance and alcohol issues.
- 3.10 In November 2024 the Independent Working Group on Antisocial Behaviour established by the Scottish Government published its report entitled “Antisocial Behaviour – Whose responsibility? Towards a more effective response for addressing antisocial behaviour in Scotland”. Contained within were a suite of recommendations, including, the establishment of an independently chaired oversight board “to support a

whole system approach to drive change and to ... provide leadership to the sustainable delivery of upstream prevention and achieve effective partnership working.” The report also called for, *amongst other things*, “the development of a preventative framework outlining the supports and resources within public services to achieve upstream prevention”. The report called for a review and revision of the existing legislation and guidance relating to antisocial behaviour. A full copy of the report can be found here: <https://www.gov.scot/publications/report-independent-working-group-antisocial-behaviour/>. At the time of writing, the Scottish Government had yet to issue its response.

- 3.11 Officers continued to participate in the national Antisocial Behaviour Officers Forum, the Scottish Community Safety Network, the National Dog Warden Association and the Scottish Mediation Network during the reporting period.
- 3.12 The aforesaid Antisocial Behaviour Overview Group instructed a review of the Antisocial Behaviour Strategy in December 2022; a cross-service working group consisting of senior officers and police representatives met twice during 2023. Following upon those discussions and having received initial feedback from the East Lothian Tenants and Residents Panel, management of the consultation process was outsourced to Green and Burton ASB Associates whom, following upon extensive consultation with local partners, produced a report. Officers are currently preparing a draft Strategy predicated upon said report that will be issued for comment to statutory consultees and the wider public in early 2026 with a final publication date scheduled for the early spring.
- 3.13 During the reporting period, 33 joint Police / Council letters were sent to the parents of children whom the police had identified as being present in instances and areas affected by antisocial behaviour; all such letters were copied to Education, Children’s Wellbeing, Police Scotland’s Youth Justice Officer and to the relevant Area Housing Office where the child formed part of council tenancy household.
- 3.14 There are 2 Senior Community Protection Officers employed within the Community Protection Team; one covering the East of the county, the other, the West. Their caseload consists of *serious and persistent* cases passed to them by the Local Area Housing Teams and Housing Associations. Those officers also manage cases emanating from the private sector.
- 3.15 The Community Protection Officers continued to investigate complaints of low-level antisocial behaviour, fly-tipping, abandoned vehicles, unauthorised Traveller encampments, littering, graffiti, dog fouling and out of control and stray dogs. At the date of the report, there are 3 full-time Community Protection Officers covering the East side of the county with 3 full-time and one part-time officer in the West. There is also one part-time dedicated Dog Control Officer who deals exclusively with out-of-control and aggressive dogs in accordance with the Control of Dogs (Scotland) Act 2010.

4 POLICY IMPLICATIONS

- 4.1 The multi-signatory Antisocial Behaviour Policy remains the primary document for determining the course of all antisocial behaviour investigations.

5 RESOURCE AND OTHER IMPLICATIONS

- 5.1 Finance: None.
- 5.2 Human Resources: None.
- 5.3 Other (e.g. Legal/IT): None.
- 5.4 Risk: None.

6 INTEGRATED IMPACT ASSESSMENT

- 6.1 An Integrated Impact Assessment screening process has been undertaken, and the subject of this report does not affect the wellbeing of the community or have a significant impact on: equality and human rights; tackling socio-economic disadvantages and poverty; climate change, the environment and sustainability; the Council's role as a corporate parent; or the storage/collection of personal data.

7 APPENDICES

- 7.1 Appendix 1 - Graph showing Antisocial Behaviour complaints made to East Lothian Council from 2021/2022 to 30 September 2025.
- 7.2 Appendix 2 – Graph showing the number of Antisocial Behaviour complaints made to East Lothian Council per 100K of the population (2021/2022 to 30 September 2025).
- 7.3 Appendix 3 - Chart showing breakdown in complaint type (1 April 2025 – 30 September 2025).
- 7.4 Appendix 4 - Chart showing geographical breakdown (1 April 2025 –30 September 2025).

8 BACKGROUND PAPERS

- 8.1 None.

9 AUTHOR AND APPROVAL DETAILS

Report Author(s)

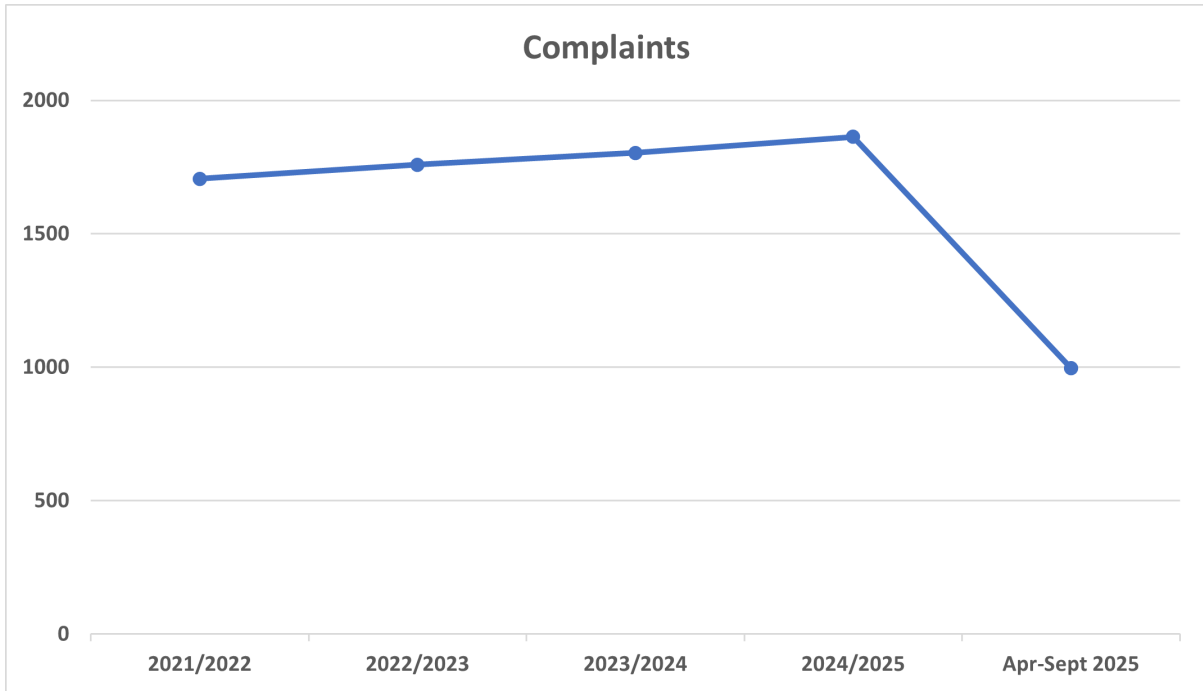
Name	Kenneth Black
Designation	Community Protection Team Manager
Tel/Email	01620 829 919 / kblack@eastlothian.gov.uk

Head of Service Approval

Name	Eamon John
Designation	Head of Communities and Partnerships
Confirmation that IIA and other relevant checks (e.g. finance/legal) have been completed	Confirmed.
Approval Date	24 December 2025

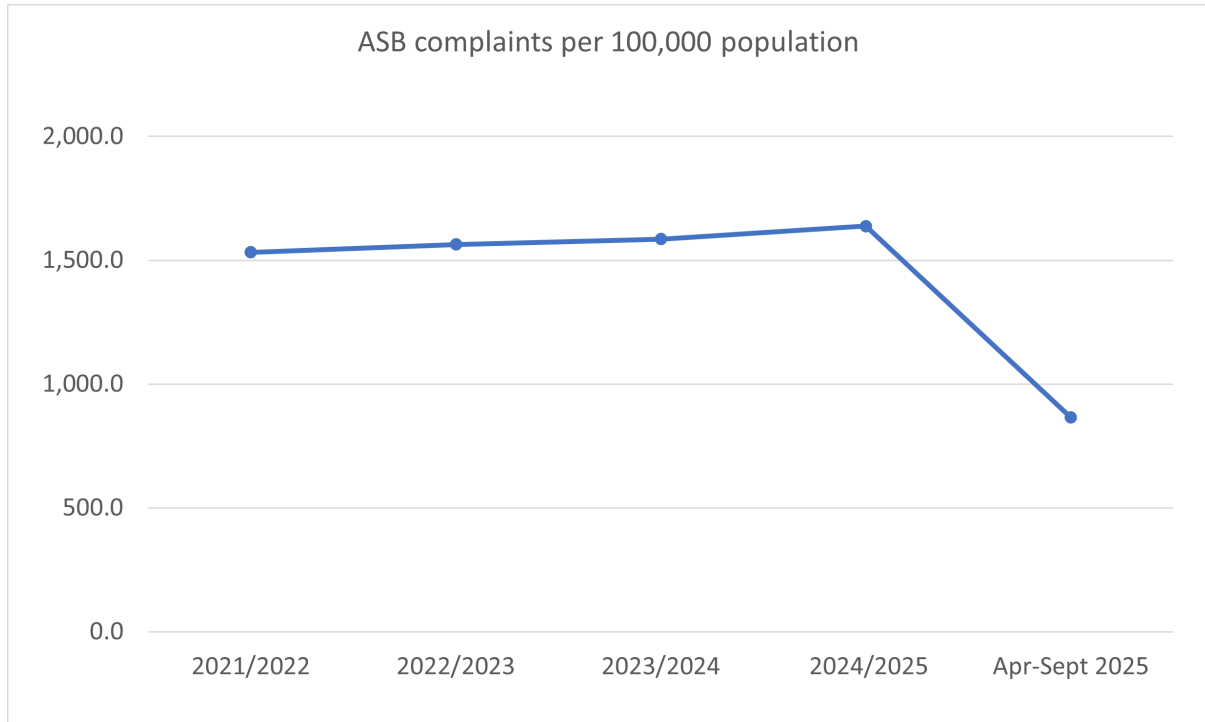
Appendix 1

Number of Antisocial Behaviour complaints made to East Lothian Council 2021/2022 – 30 September 2025



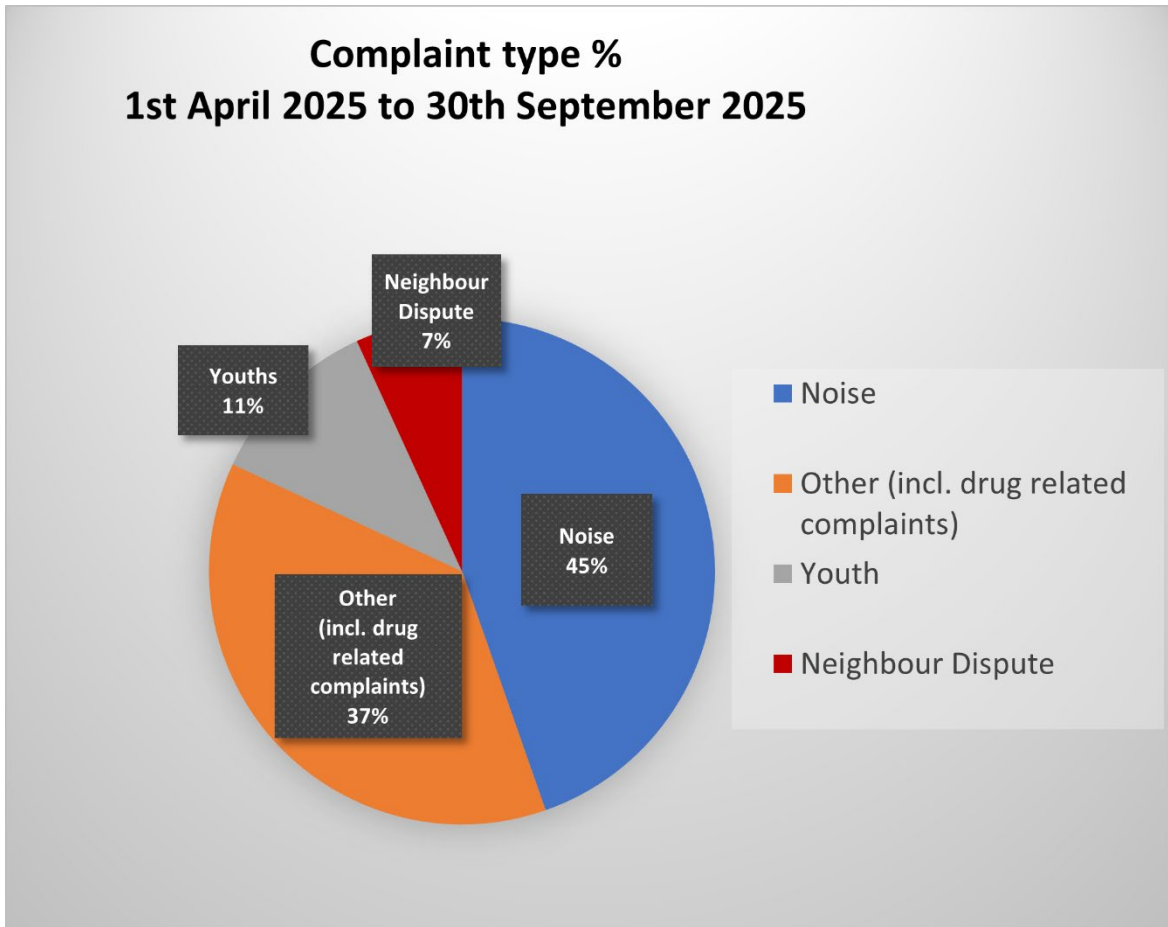
Appendix 2

Number of Antisocial Behaviour complaints made to East Lothian Council (per 100k of population) 2021 / 2022 – 30 September 2025



	2021/2022	2022/2023	2023/2024	2024/2025	Apr-Sept 2025
ASB Complaints	1706	1759	1803	1863	997
Estimated mid-year population	111,350	112,460	113,740	113,740	115,180
ASB complaints per 100,000 population	1,532.1	1,564.1	1,585.2	1,637.9	865.6

Appendix 3



Appendix 4

**Geographical breakdown of antisocial behaviour cases %
1st April 2025 to 31 September 2025**

