



**East Lothian**

**Police, Fire, & Community Safety  
Committee**

**2025-26 Q1 & Q2**

**Scrutiny Report**



**SCOTTISH  
FIRE AND RESCUE SERVICE**

Working together for a safer Scotland

**Working together  
for a safer Scotland**

  
**East Lothian  
Council**

# **East Lothian Police, Fire, & Community Safety Committee**

## **2025-26 Q1 & Q2**

### **Scrutiny Report**

#### **Contents**













1	Summary
2	Trends
3	Accidental Dwelling Fires (ADFs)
4	Accidental Dwelling Fire Casualties
5	Non-Fire Casualties
6	Deliberate Fires
7	Non-Domestic Fires
8	Unwanted Fire Alarm Signals (UFAS)
9	Road Traffic Collisions (RTCs)
10	Home Fire Safety Visits (HFSVs)
11	Fire Safety Enforcement
12	Community Safety & Engagement
13	Glossary of Terms

#### **About the statistics within this report**

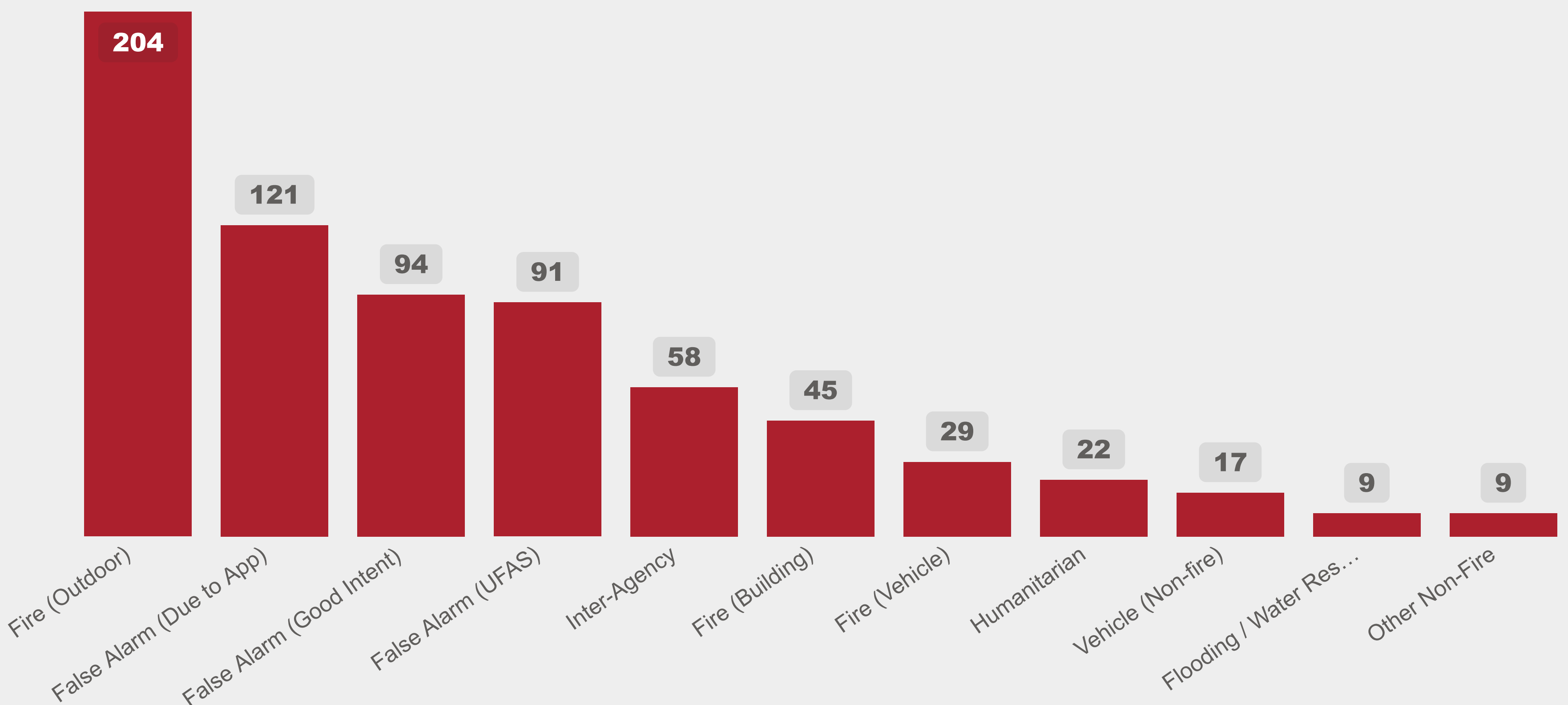
The activity totals and other statistics quoted within this report are published in the interests of transparency and openness. They are provisional in nature and subject to change as a result of ongoing quality assurance and review. Because all statistics quoted are provisional there may be a difference in the period totals quoted in our reports after local publication which result from revisions or additions to the data in our systems. The Scottish Government publishes official statistics each year which allow for comparisons to be made over longer periods of time.

# 1. Summary

2025-26 Q1 & Q2

 <b>717</b> Total Incidents	 <b>278</b> Fires	 <b>127</b> Non-Fire Incidents	 <b>310</b> False Alarms	 <b>91</b> UFAS
 <b>28</b> People Rescued by Firefighters	 <b>1</b> People Receiving First Aid or Hospital Treatment (Fires)	 <b>0</b> Fire Fatalities	 <b>16</b> People Receiving First Aid or Hospital Treatment (Non-Fire)	 <b>9</b> Non-Fire Fatalities
 <b>178</b> Home Fire Safety Visits	 <b>70</b> Fire Safety Audits			

## Top 10 Incident Types

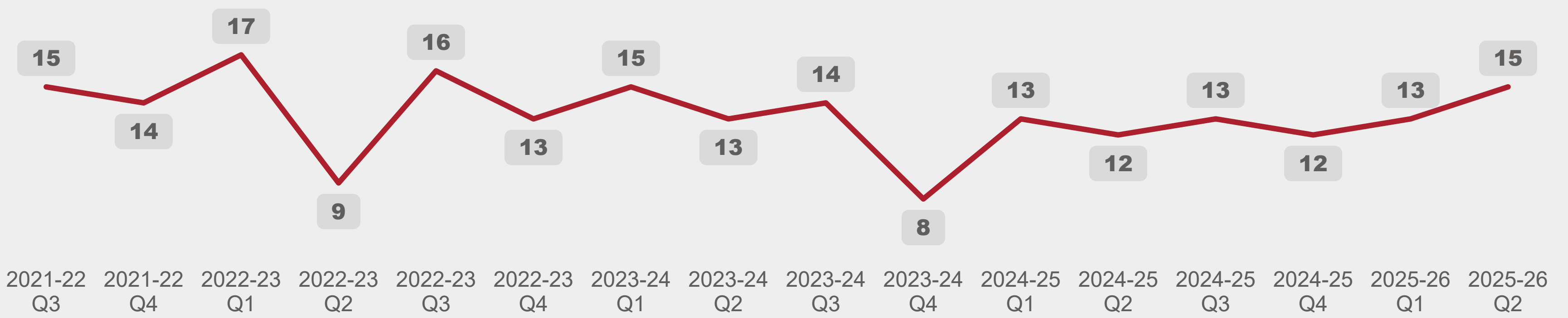


Section 1 of the report gives a summary of the incidents attended by SFRS over the reporting period of Q1&2 2025-26. The total incidents figure of 717 is a 1% decrease (724) from the same reporting period in 2024-25. SFRS has seen a reduction in Non-Fire Incidents, False Alarms and UFAS incidents but has seen an increase in fires from 234 in 24/25 to 278. As highlighted with the bar chart above this is largely attributed to outdoor fires.

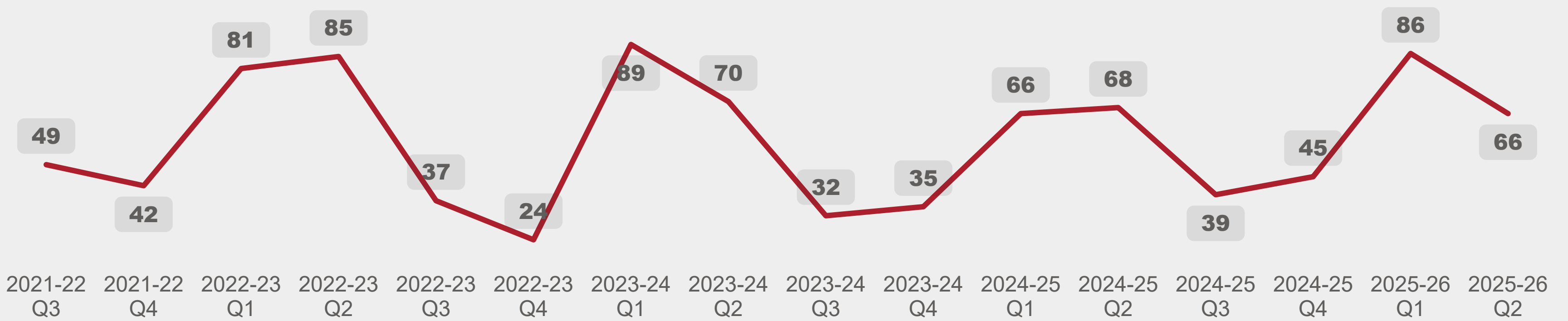
## 2. Trends

Previous 16 quarters (4 years)

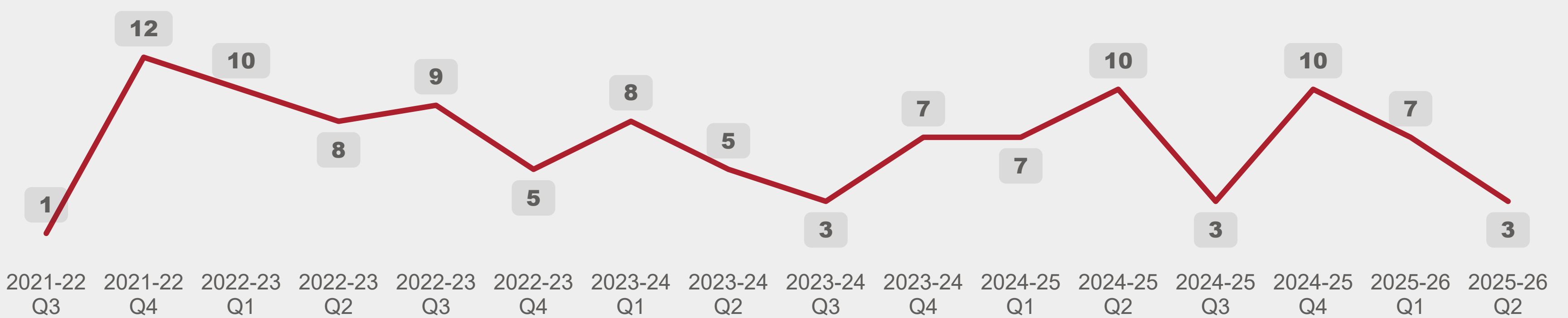
### Accidental Dwelling Fires



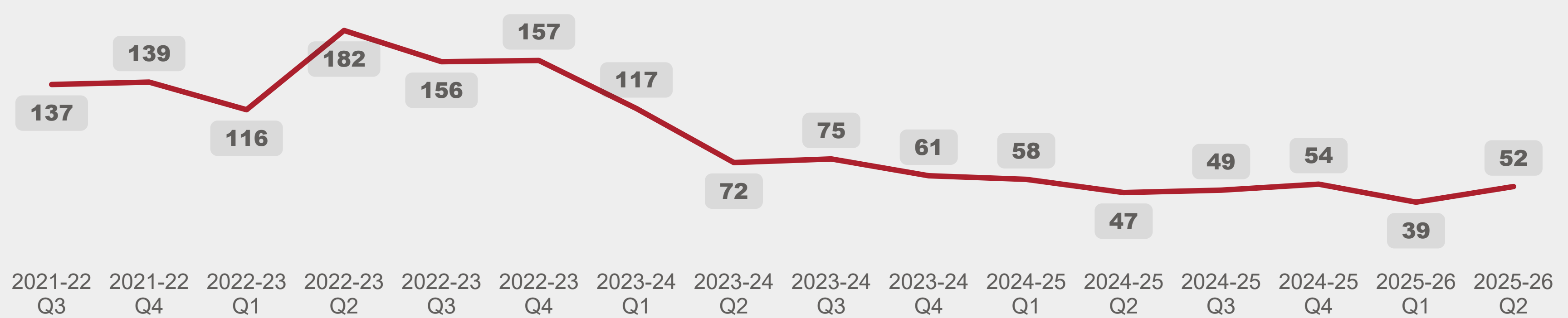
### Deliberate Fires



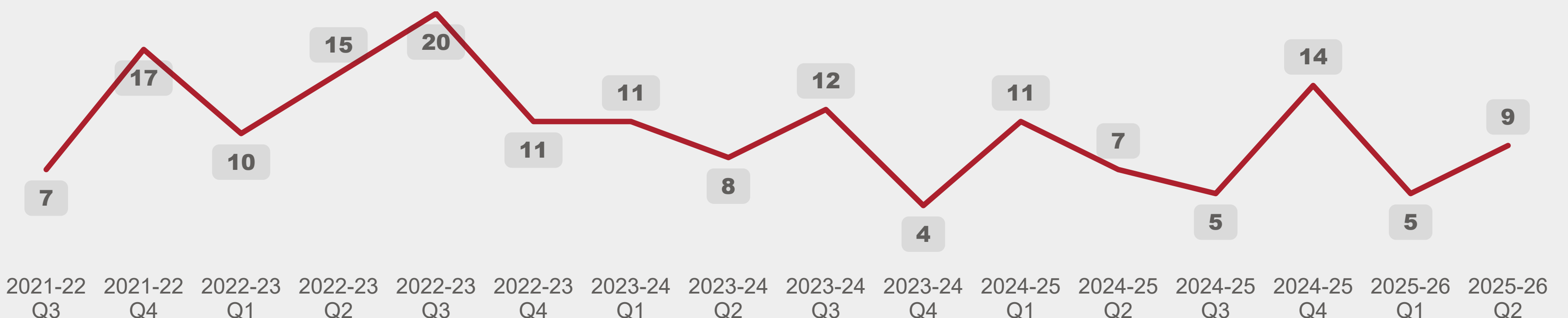
### Non-Domestic Fires



### Unwanted Fire Alarm Signals



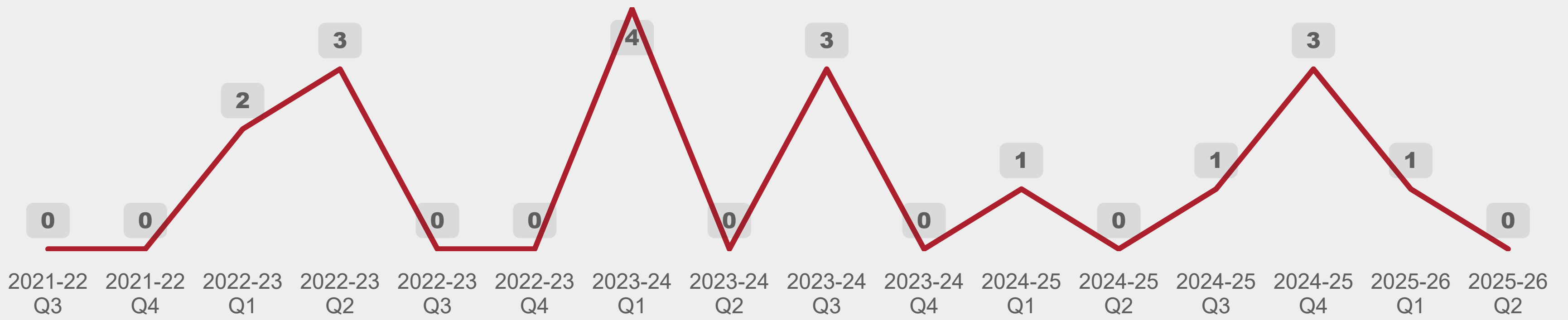
### Road Traffic Collisions



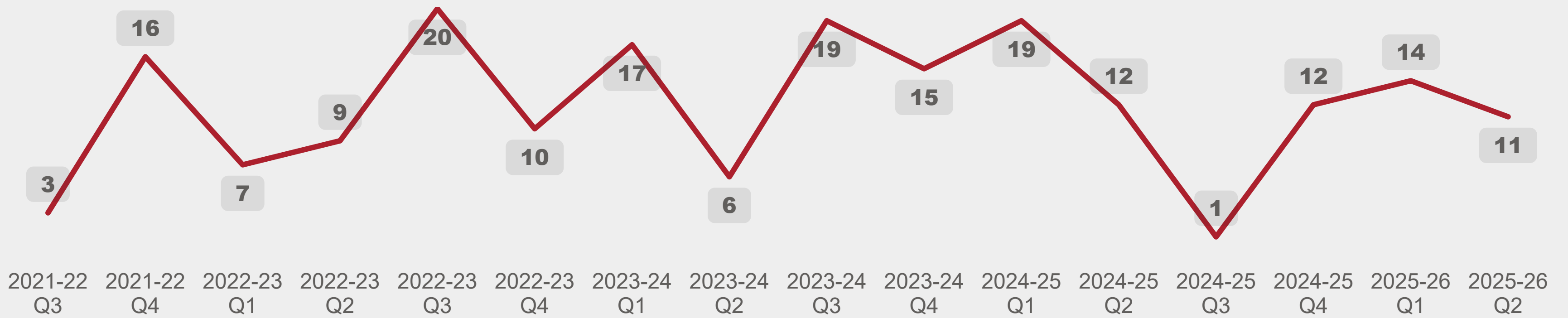
## 2. Trends

Previous 16 quarters (4 years)

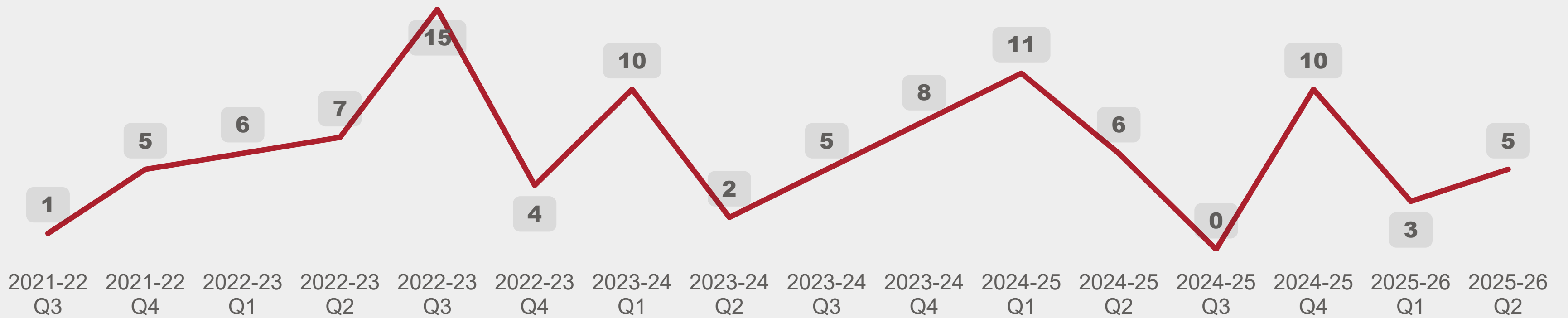
### Accidental Dwelling Fire Casualties



### Non-Fire Casualties



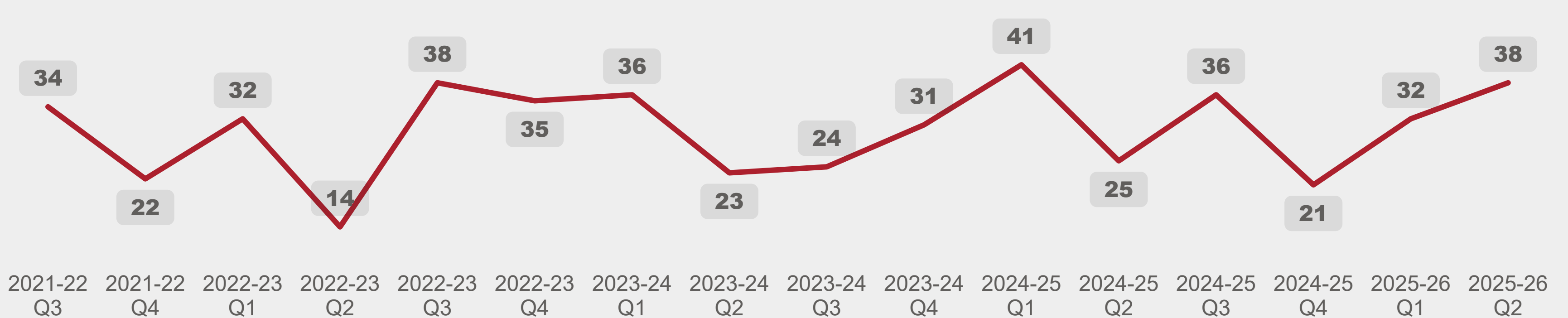
### Road Traffic Collision Casualties



### Home Fire Safety Visits



### Fire Safety Audits



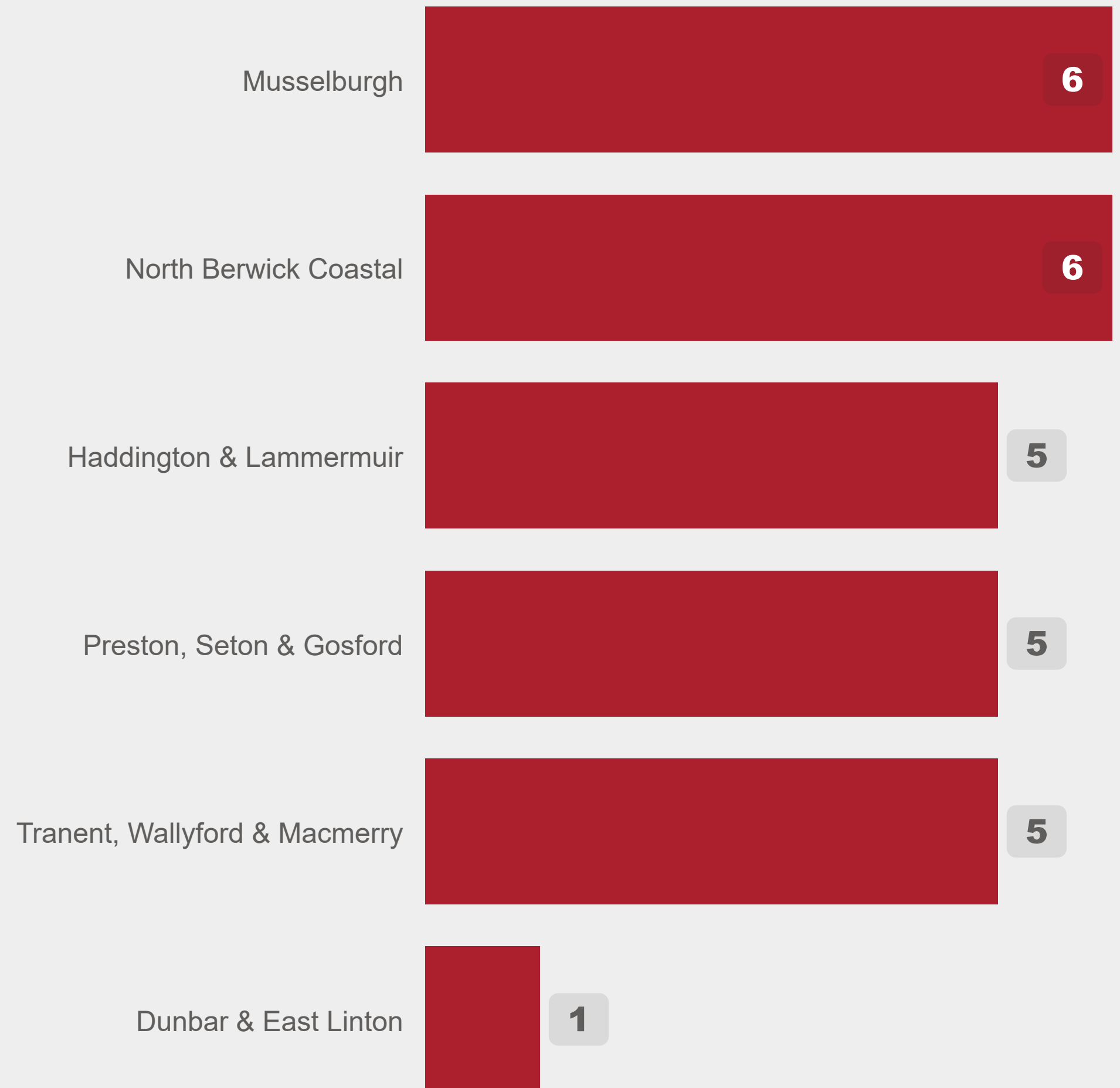
### 3. Accidental Dwelling Fires

2025-26 Q1 & Q2

Trend by Quarter (4 years)



Incidents by Ward

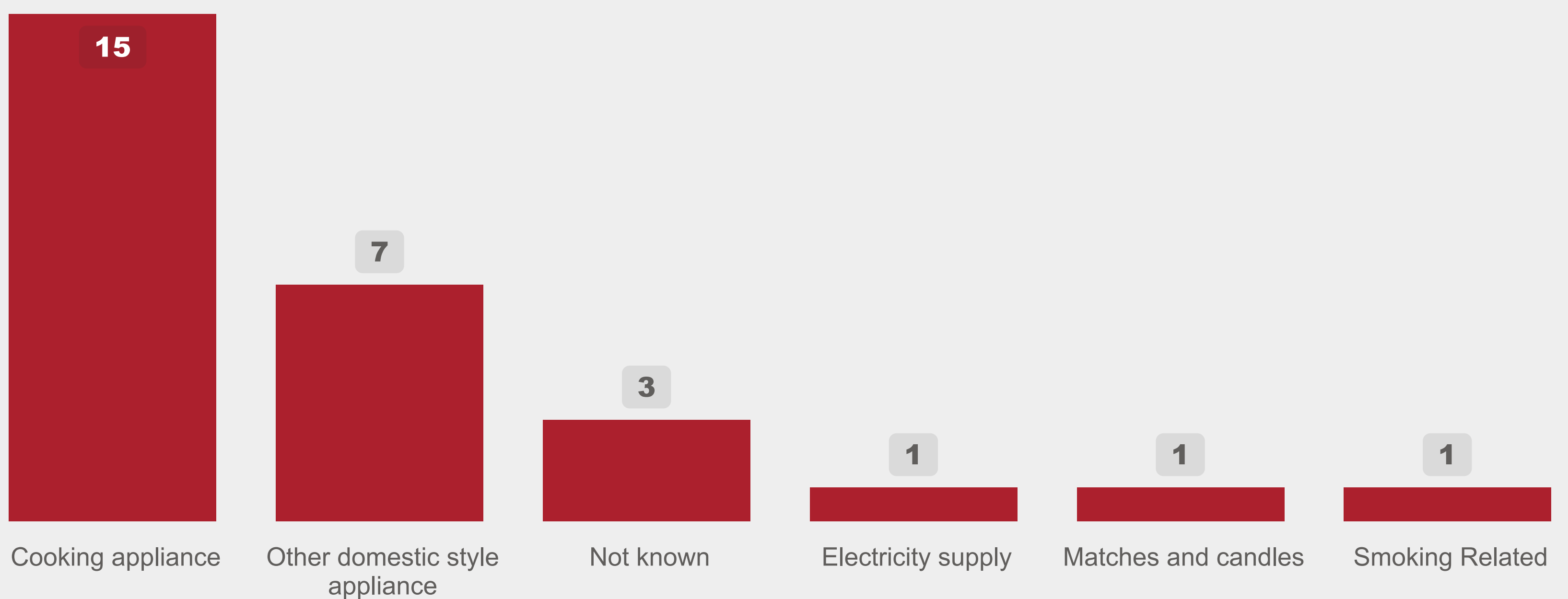


Extent of Damage	Incidents
Limited to item 1st ignited	14
Limited to room of origin	9
Smoke damage only	5

**28**

**Accidental Dwelling Fires  
in this period**

Source of Ignition (Top 10)



Section 3 of the report illustrates the amount of accidental dwelling fires attended within the reporting period. The figure of 28 is a 12% increase from 24/25 (25), This figure is broken up as follows, 13 incidents in Q1 and 15 incidents in Q2. As highlighted above the majority of incidents are caused by a cooking appliance (53%) and limited to the item 1st ignited.

## 4. Accidental Dwelling Fire Casualties

2025-26 Q1 & Q2

### Trend by Quarter (4 years)



### Casualties by Ward

Musselburgh

1

Nature of Injury/Cause of Death	Casualties
Overcome by gas, smoke or toxic fumes; asphyxiation	1

1

Non-Fatal Casualties

0

Fatal Casualties

1

People Rescued by Firefighters

### Extent of Harm (Non-Fatal)



0

First Aid Given at Scene



0

Hospital Slight Injuries



1

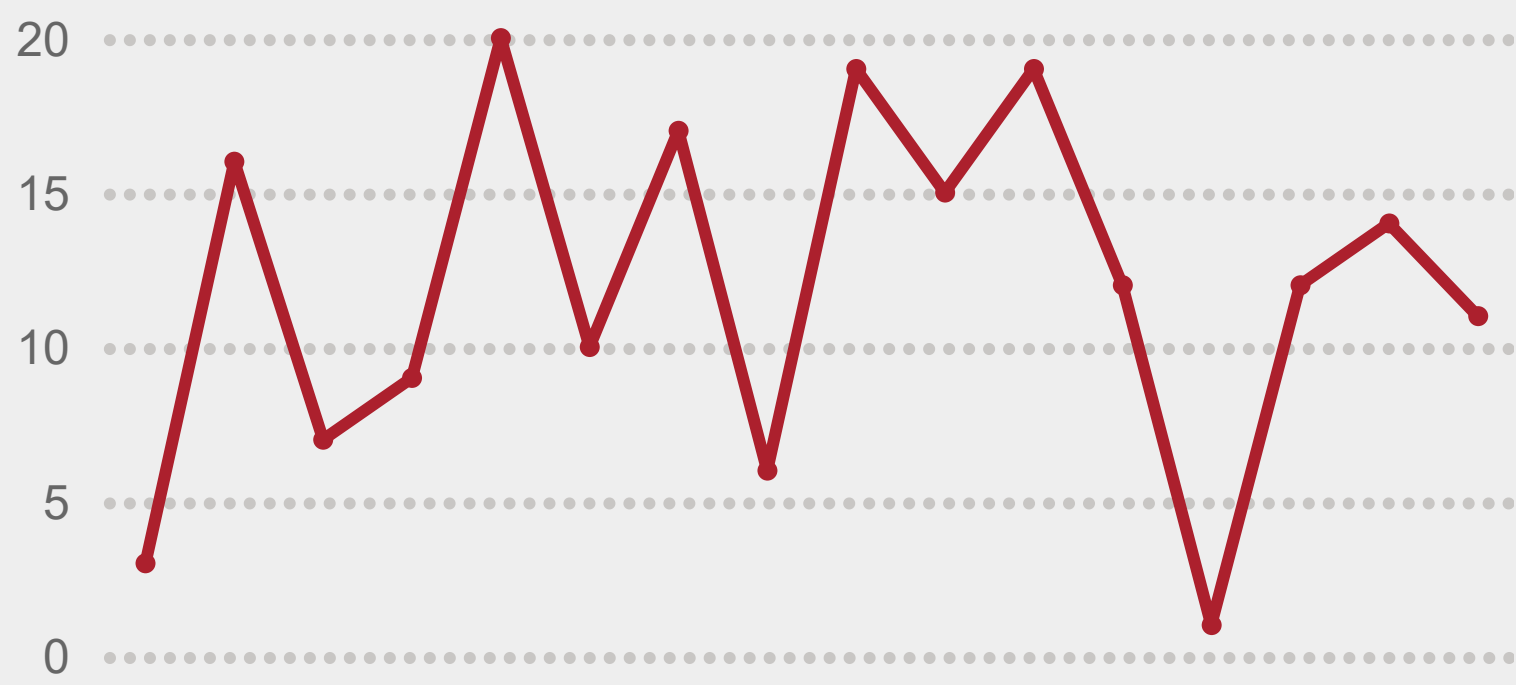
Hospital Serious Injuries

Section 4 illustrates the amount of Casualties recorded by SFRS as a result of Accidental Dwelling Fires. We have recorded 1 casualty over the reporting period who was rescued by Firefighters before being transported to hospital for injuries related to smoke inhalation. This incident occurred within Q1 of the reporting period.

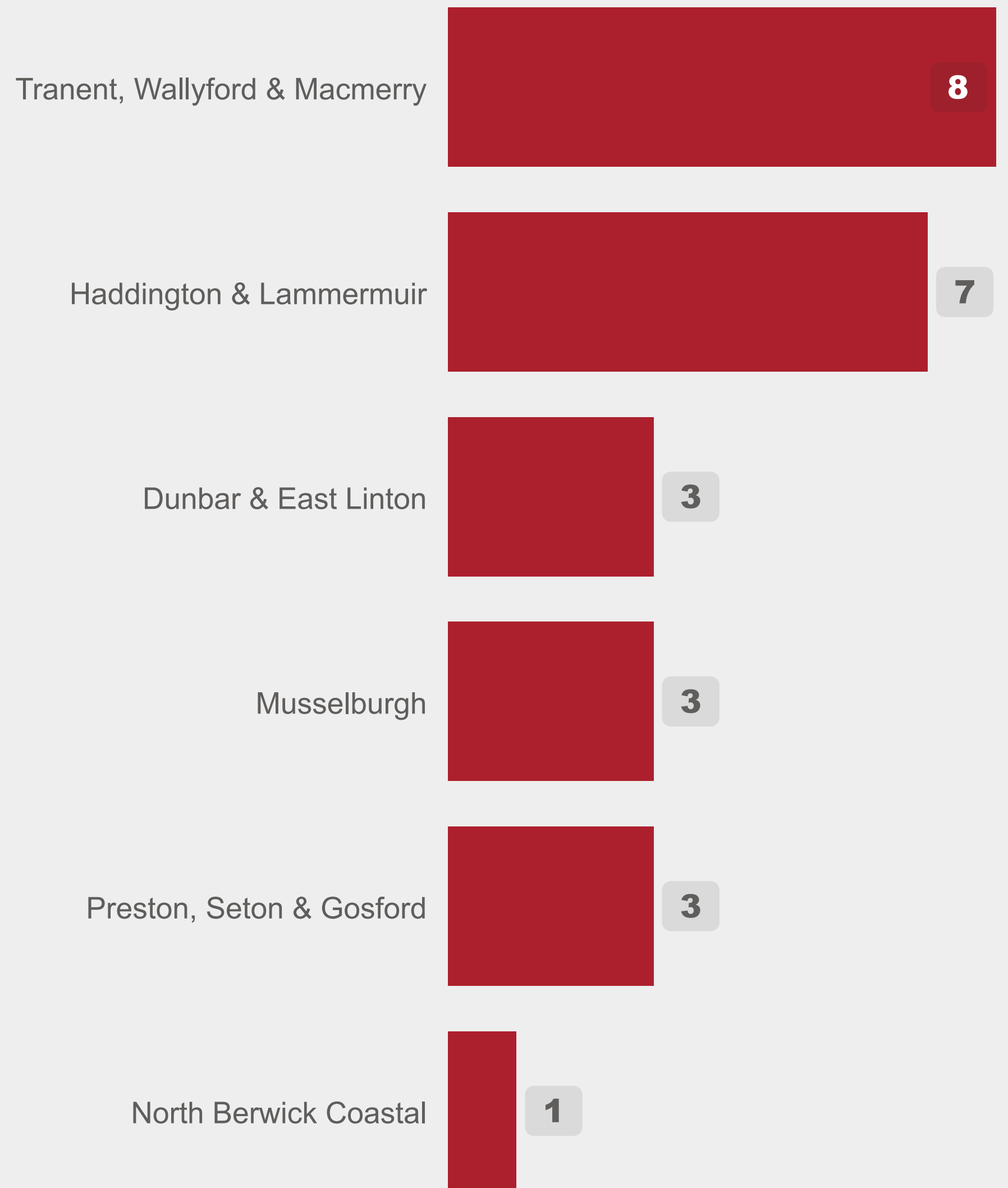
## 5. Non-Fire Casualties

2025-26 Q1 & Q2

### Trend by Quarter (4 years)



### Casualties by Ward



Nature of Injury/Cause of Death	Casualties
Not known	7
Back / Neck injury (spinal)	5
Head injury	4
Fracture	2
Other medical condition	2
Other physical injury	2
Chest pain / Heart condition / Cardiac arrest	1
Cuts/Lacerations	1
Impalement	1

# 16

**Non-Fatal Casualties**

# 9

**Fatal Casualties**

# 27

**People Rescued by Firefighters**

### Extent of Harm (Non-Fatal)



# 1

**First Aid Given at Scene**



# 10

**Hospital Slight Injuries**



# 5

**Hospital Serious Injuries**

Section 5 of the report details the amount of non fire related casualties treated by SFRS over the reporting period. The figure of 16 non-fatal casualties is a 36% drop from the same period in 24/25 (25). We did however record a 33% increase in fatal casualties over this period in comparison to the previous year (6). The Ward of Tranent, Wallyford & Macmerry saw the most incidents which is a similar trend to the previous years statistics.

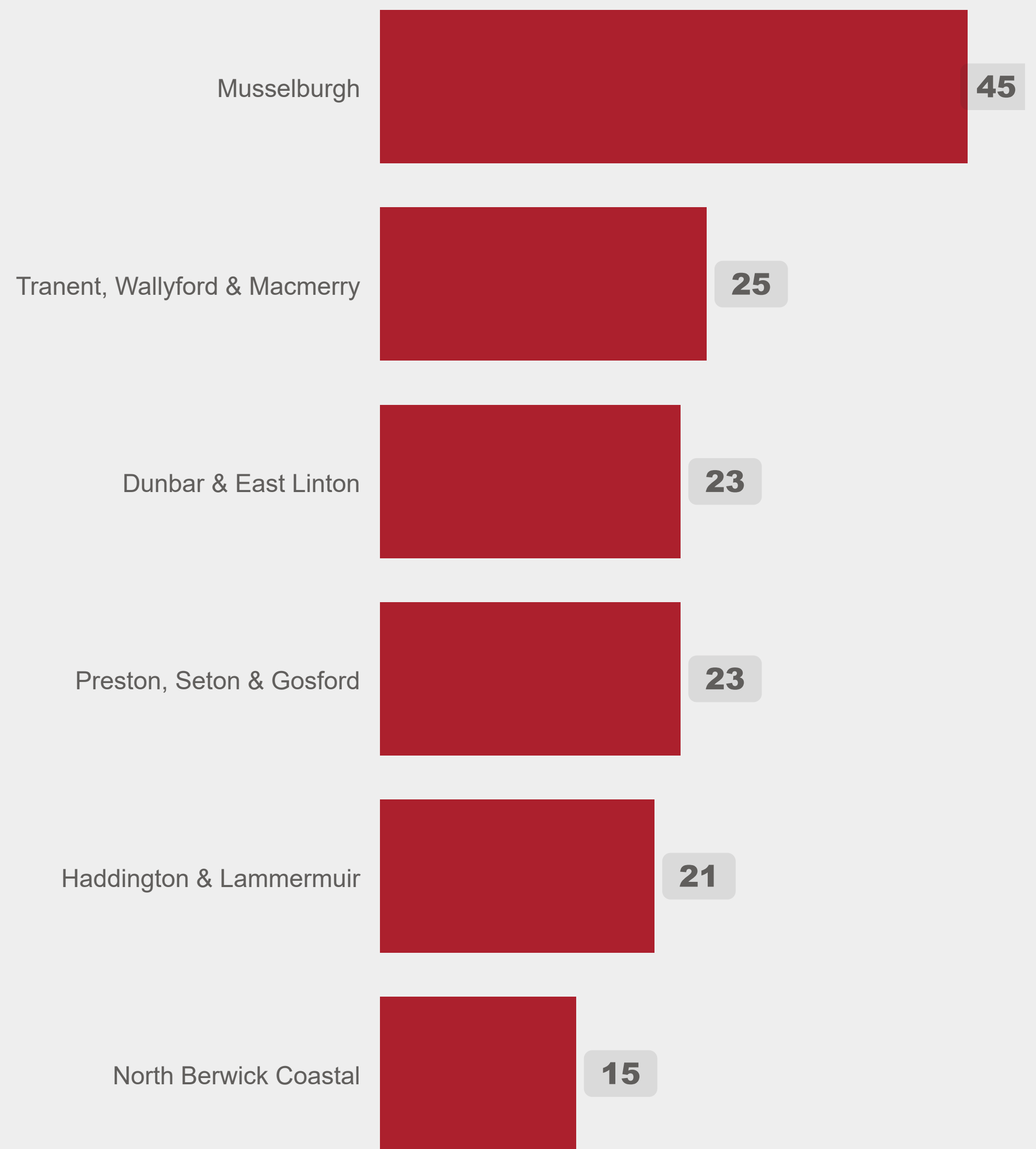
## 6. Deliberate Fires

2025-26 Q1 & Q2

### Trend by Quarter (4 years)



### Incidents by Ward

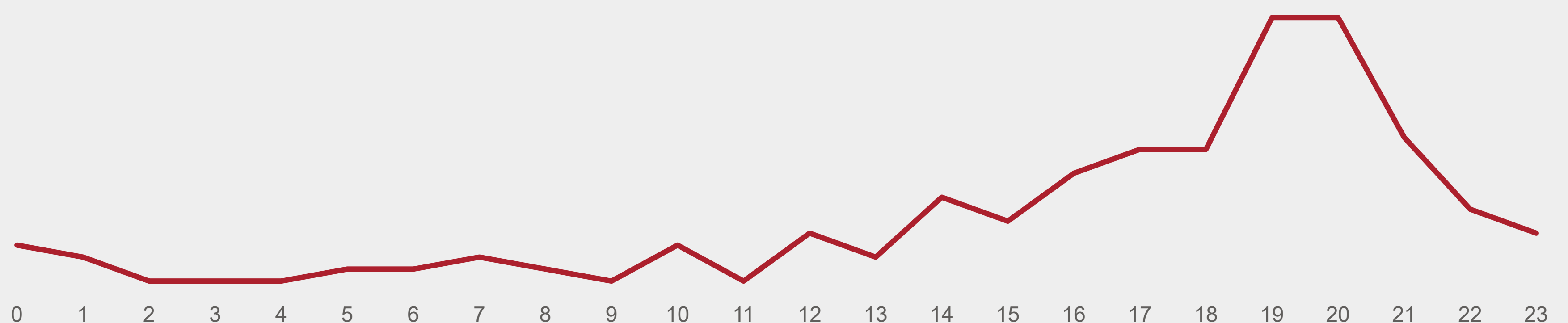


Property Type	Incident
Grassland, woodland and crops	85
Other outdoors (including land)	25
Refuse	22
Road Vehicle	10
Outdoor structures	5
Non Residential	3
Dwelling	1
Outdoor equipment and machinery	1

**152**

**Deliberate Fires  
in this period**

### Hour of Day

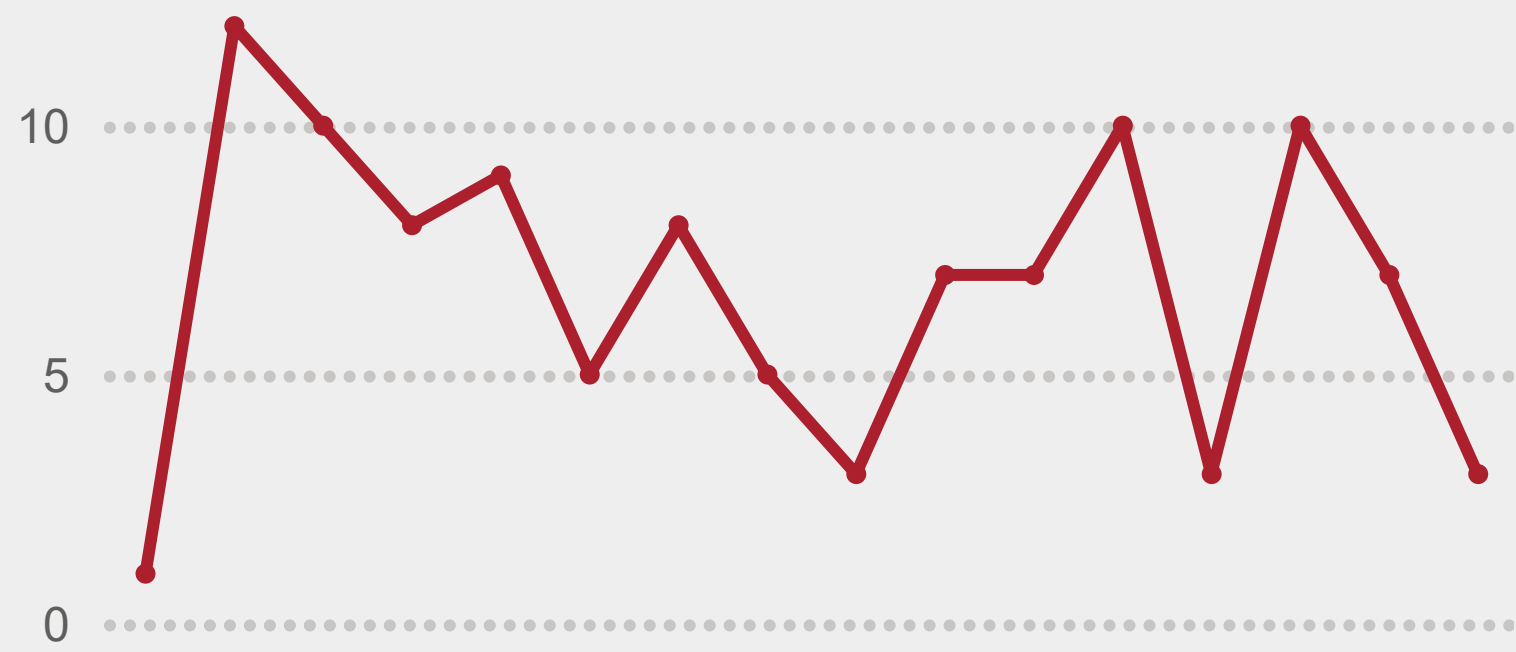


Section 6 of the report illustrates the number of deliberate fires attended by SFRS over the reporting period. The figure of 152 can be broken down further into 86 in Q1 and 66 Q2. This figure is a 13% increase from the same reporting period in 24/25 (134). The incidents involving grassland, woodland and crops saw a 41% increase from the previous year (60). We continue to see these incidents mostly occurring between 1600hrs and 2100hrs.

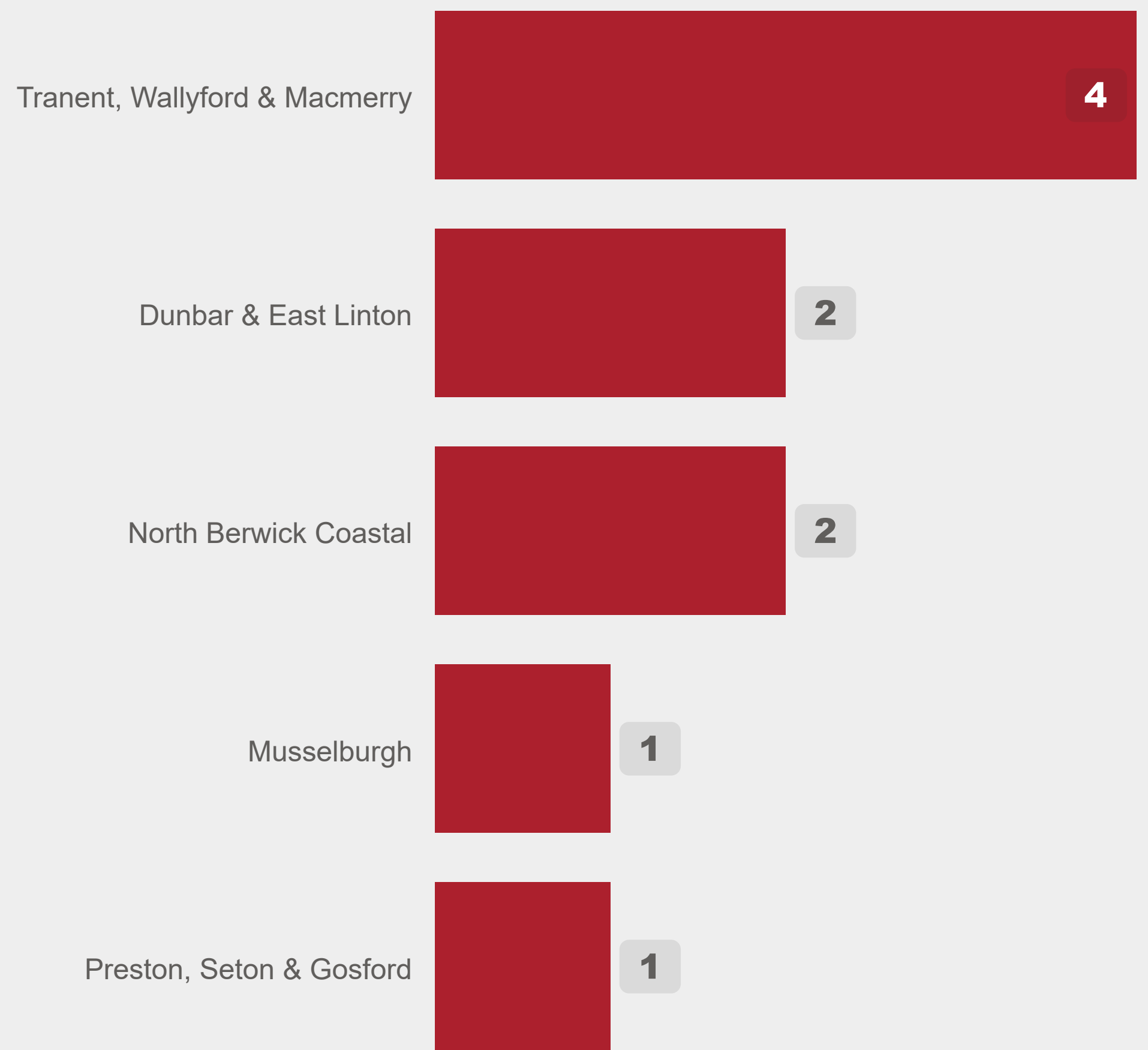
# 7. Non-Domestic Fires

2025-26 Q1 & Q2

## Trend by Quarter (4 years)

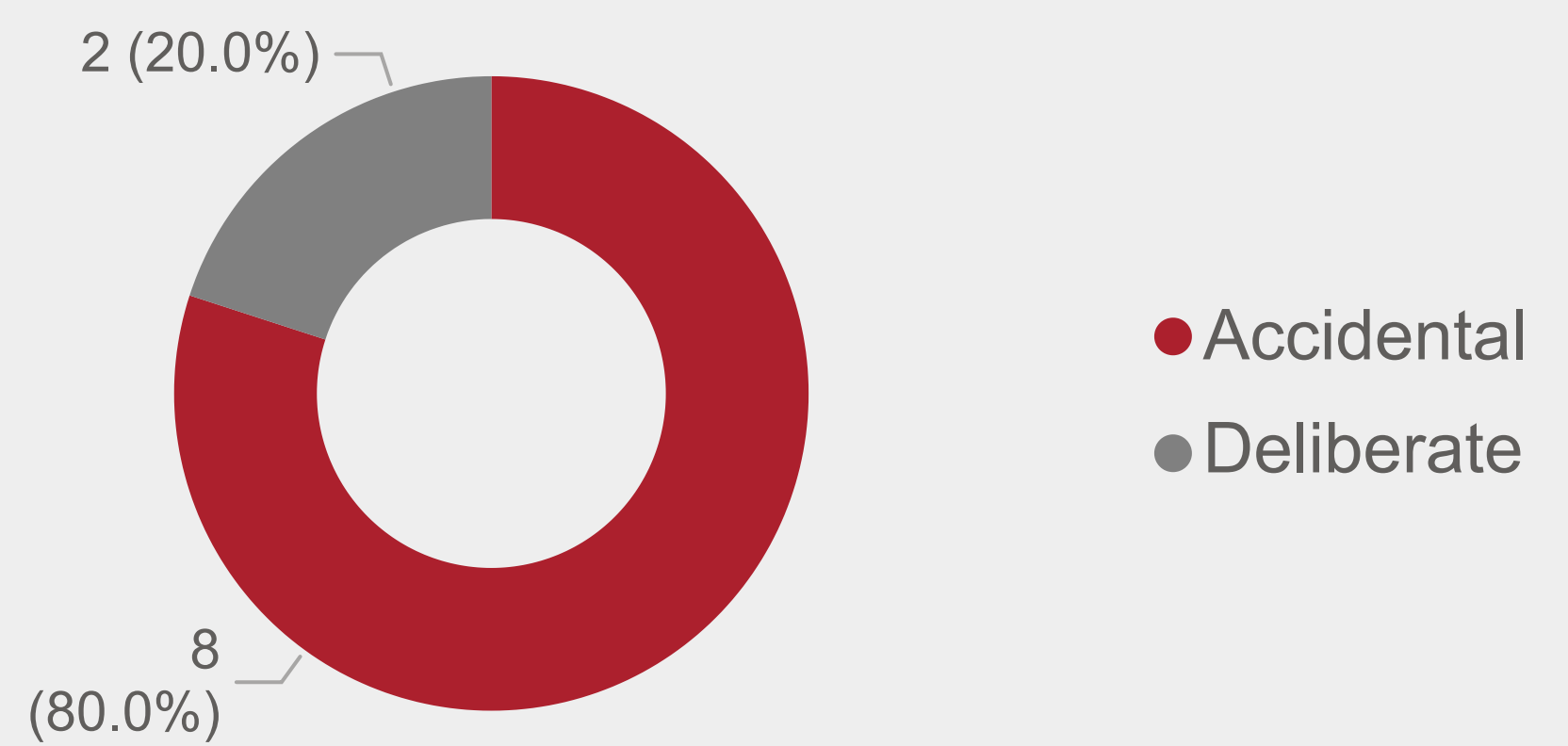


## Incidents by Ward



## Top 15 Property Types

Property Type	Incidents
Food and Drink	2
Industrial Processing	2
Permanent Agricultural	2
Education	1
Industrial Manufacturing	1
Other buildings/use not known	1
Public toilets	1



**10**

**Non-Domestic  
Fires in this  
period**

## Extent of Damage

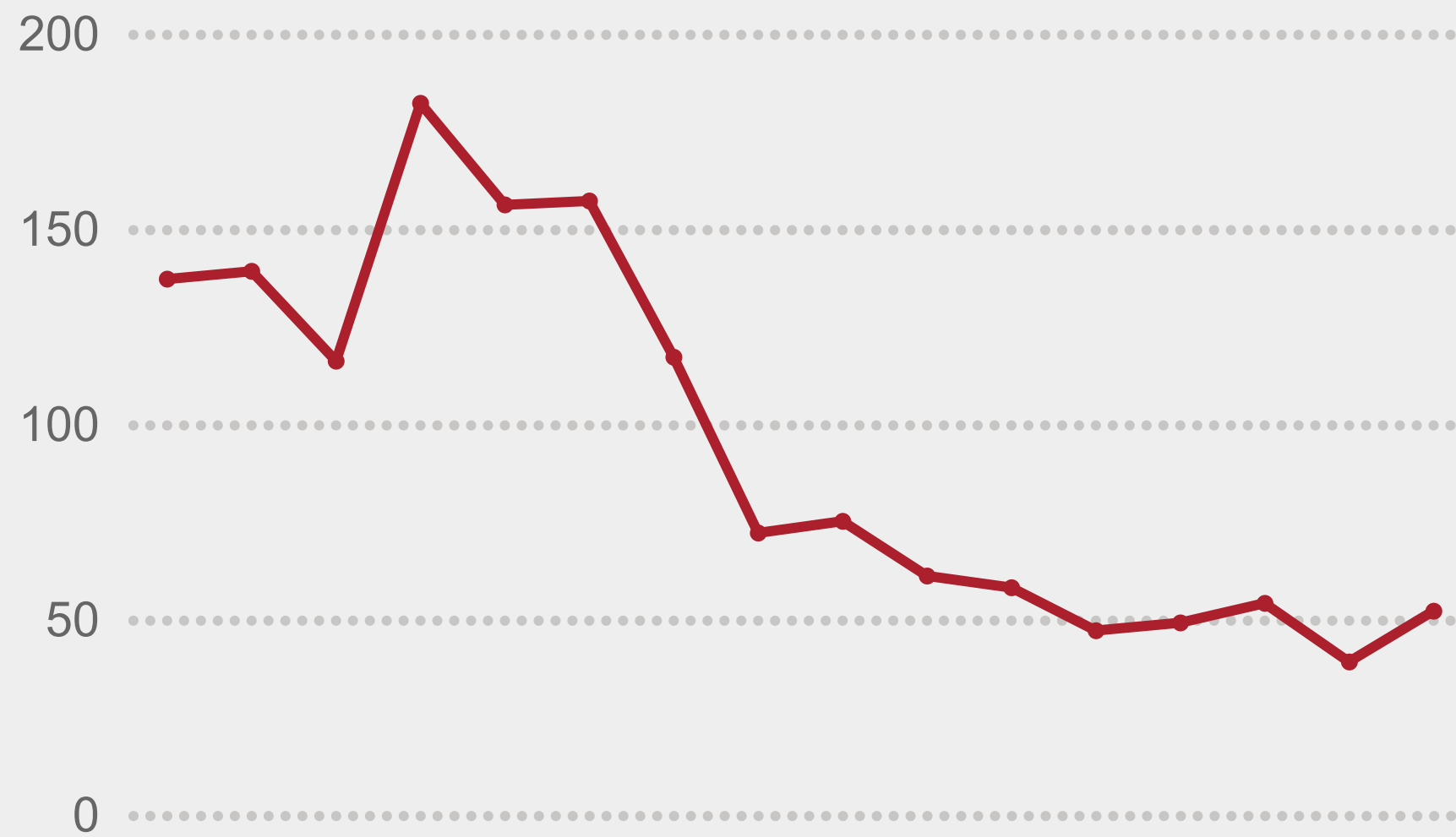


Section 7 of the report details the number of non domestic fires attended by SFRS over the reporting period. The figure of 10 incidents is a 41% reduction from the same reporting period in 24/25 (17) and is broken down further into 7 incidents in Q1 and 3 in Q2.

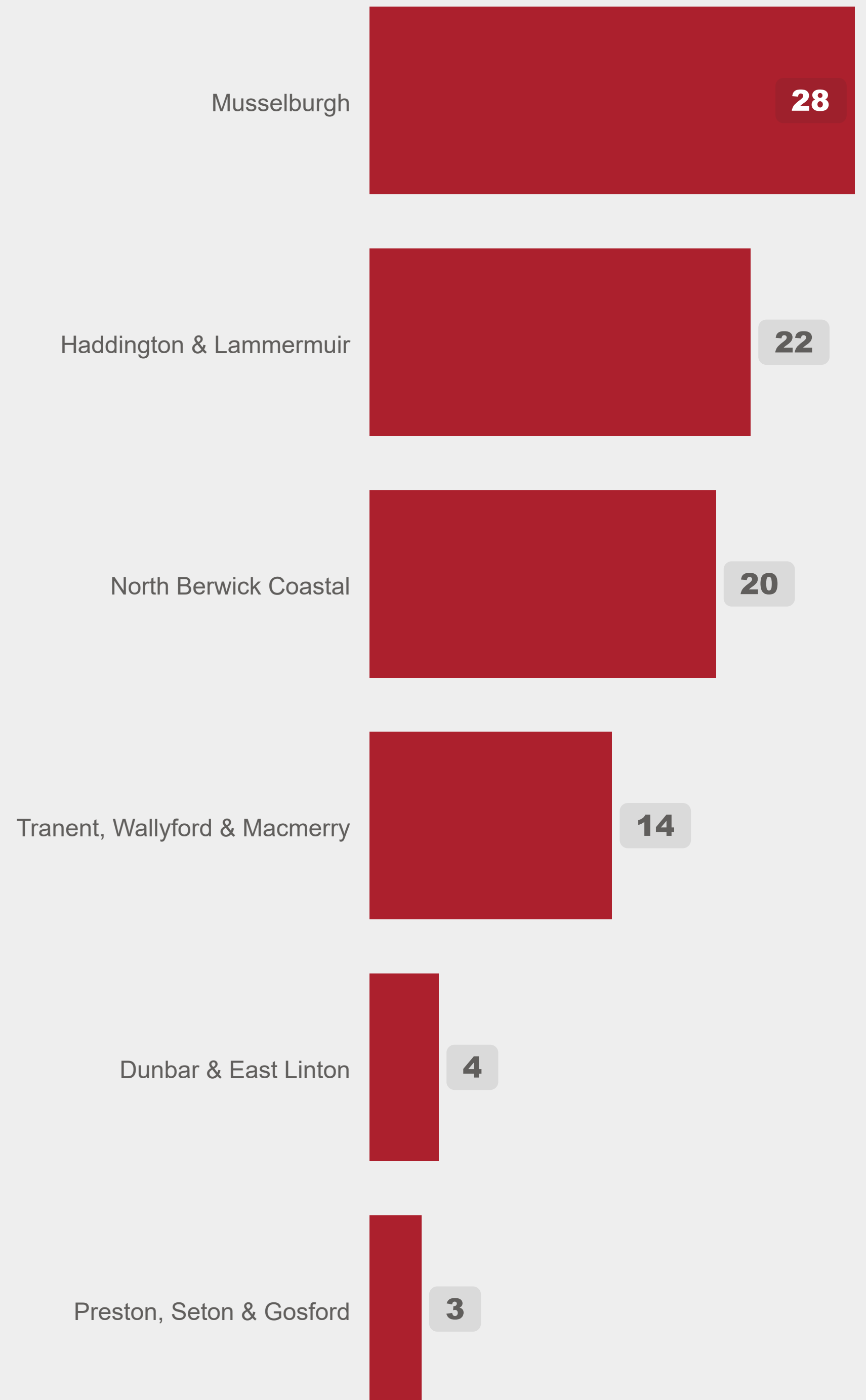
## 8. Unwanted Fire Alarm Signals

2025-26 Q1 & Q2

### Trend by Quarter (4 years)



### Incidents by Ward



### Top 15 Property Types

Property Type	Incidents
Hotel/motel	18
Residential Home	16
Education	12
Student Hall of Residence	9
Sheltered Housing - not self contained	6
Boarding School accommodation	5
Other holiday residence (cottage, flat, chalet)	4
Sporting venues	4
Entertainment and culture	3
Sports pavilion/shower block/changing facility	3
Food and Drink	2
Hostel (e.g. for homeless people)	2
Public admin, security and safety	2
Boarding House/B&B other	1
Hospitals and medical care	1
Offices and call centres	1
Other Residential Home	1
Retail	1

# 91

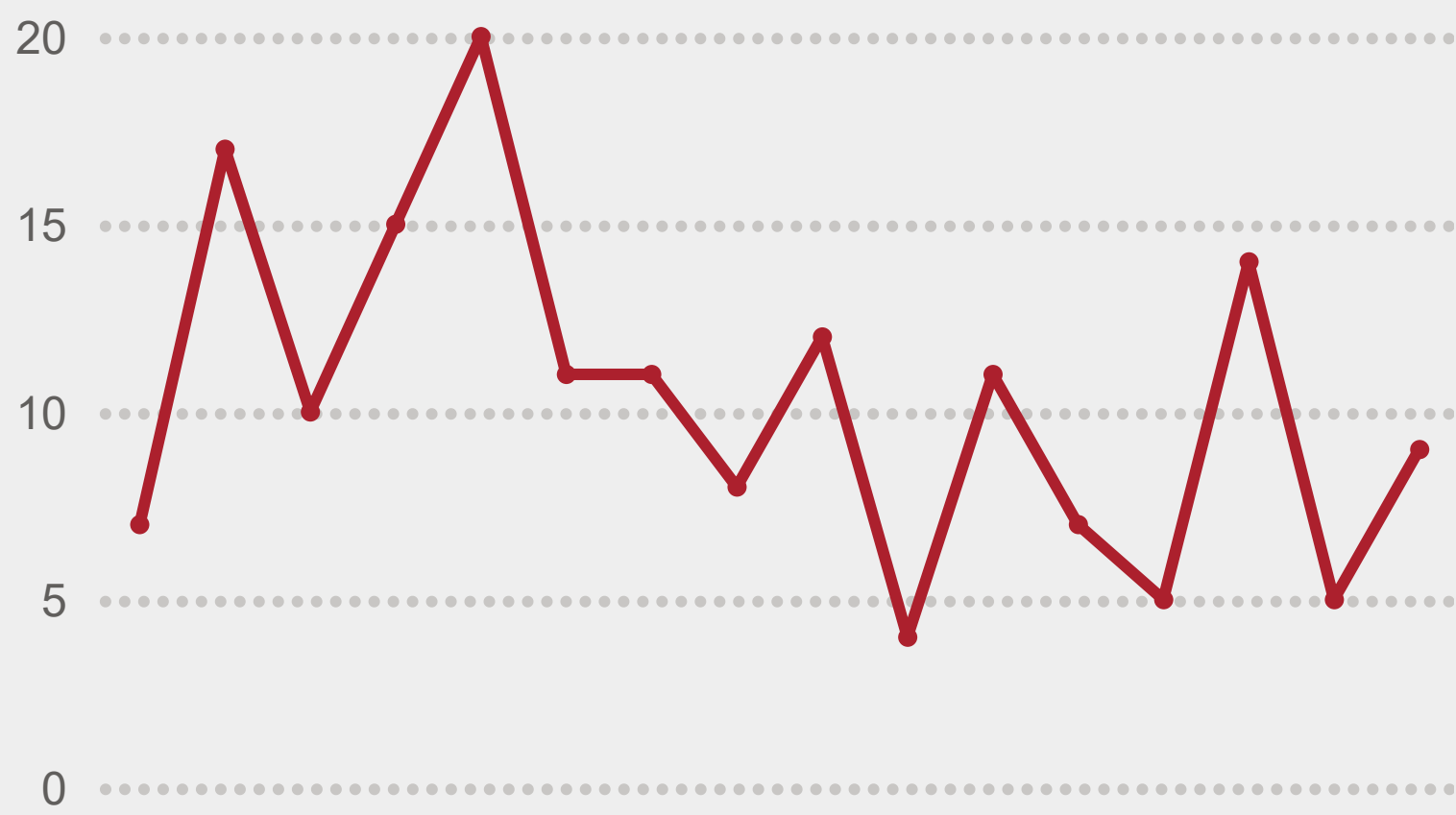
## Unwanted Fire Alarm Signals in this period

Section 8 of the report gives statistical breakdown of the number of Unwanted Fire Alarm Signals (UFAS) attended by SFRS over the reporting period. The figure of 91 is a 13% decrease from the same reporting period within 24/25 (105). The figure of 91 can be further broken down into 39 incidents within Q1 and 52 within Q2. Our Fire Safety Enforcement Officers continue to liaise with duty holders in these premises in an effort to reduce these figures further.

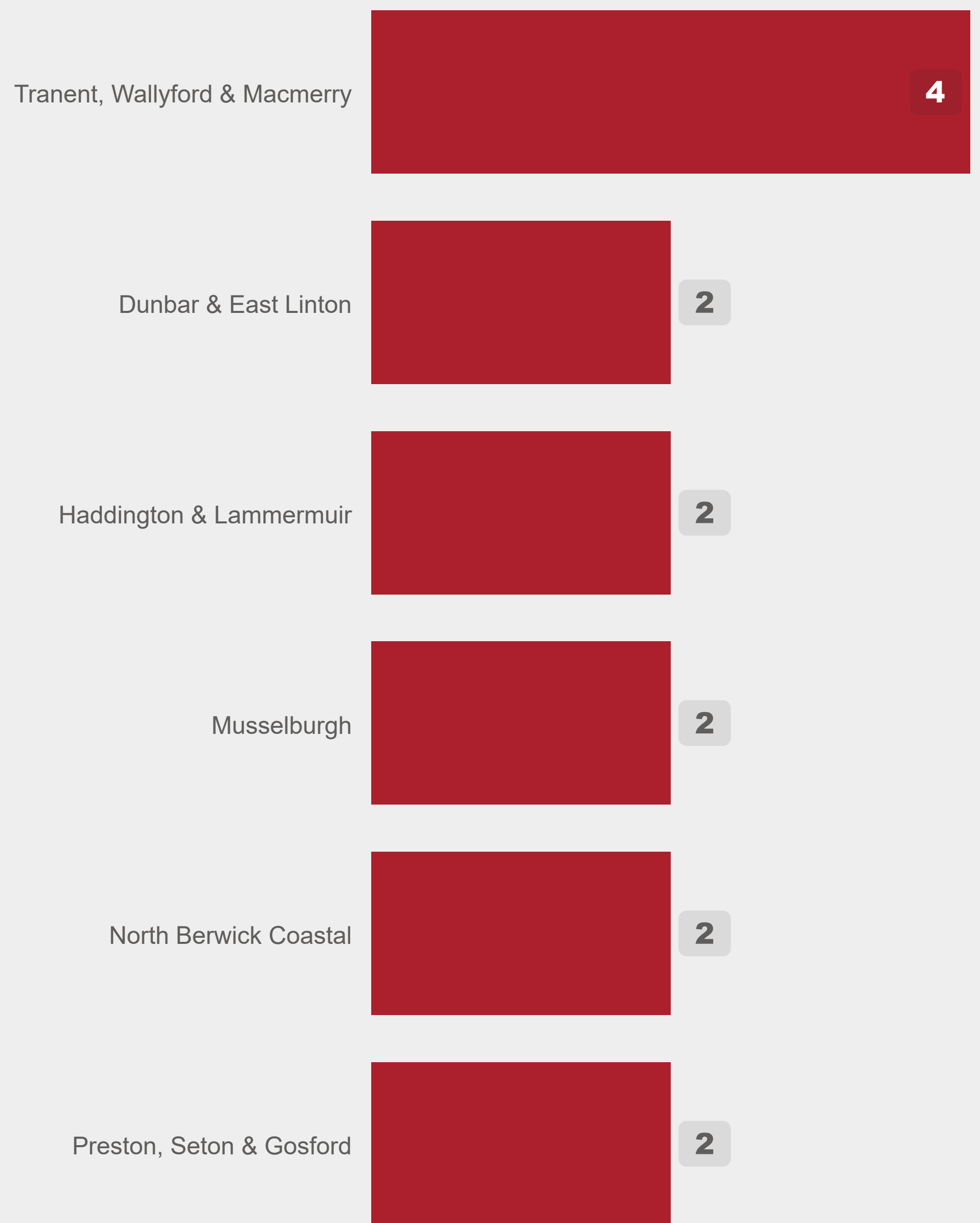
# 9. Road Traffic Collisions

2025-26 Q1 & Q2

## Trend by Quarter (4 years)



## Incidents by Ward



14

**Road Traffic Collisions in this period**

Property Type	Incidents
Car	11
Van	2
Multiple Vehicles	1

Incident Type	Incidents
Vehicle (Non-fire)	14

8

**Non-Fatal Casualties**

0

**Fatal Casualties**

5

**People Rescued by Firefighters**

## Extent of Harm (Non-Fatal)



1

**First Aid Given at Scene**



3

**Hospital Slight Injuries**



4

**Hospital Serious Injuries**

Section 9 of the report details the number of Road Traffic Collisions attended by SFRS over the reporting period. The figure of 14 can be broken down into 9 incident in Q1 and 5 Incidents in Q2. The overall figure is a 22% decrease from the same reporting period in 2024-25 (18). SFRS also saw a 47% reduction in non fatal casualties (15) and recorded no fatal casualties over this period in comparison to 2 from the previous year.

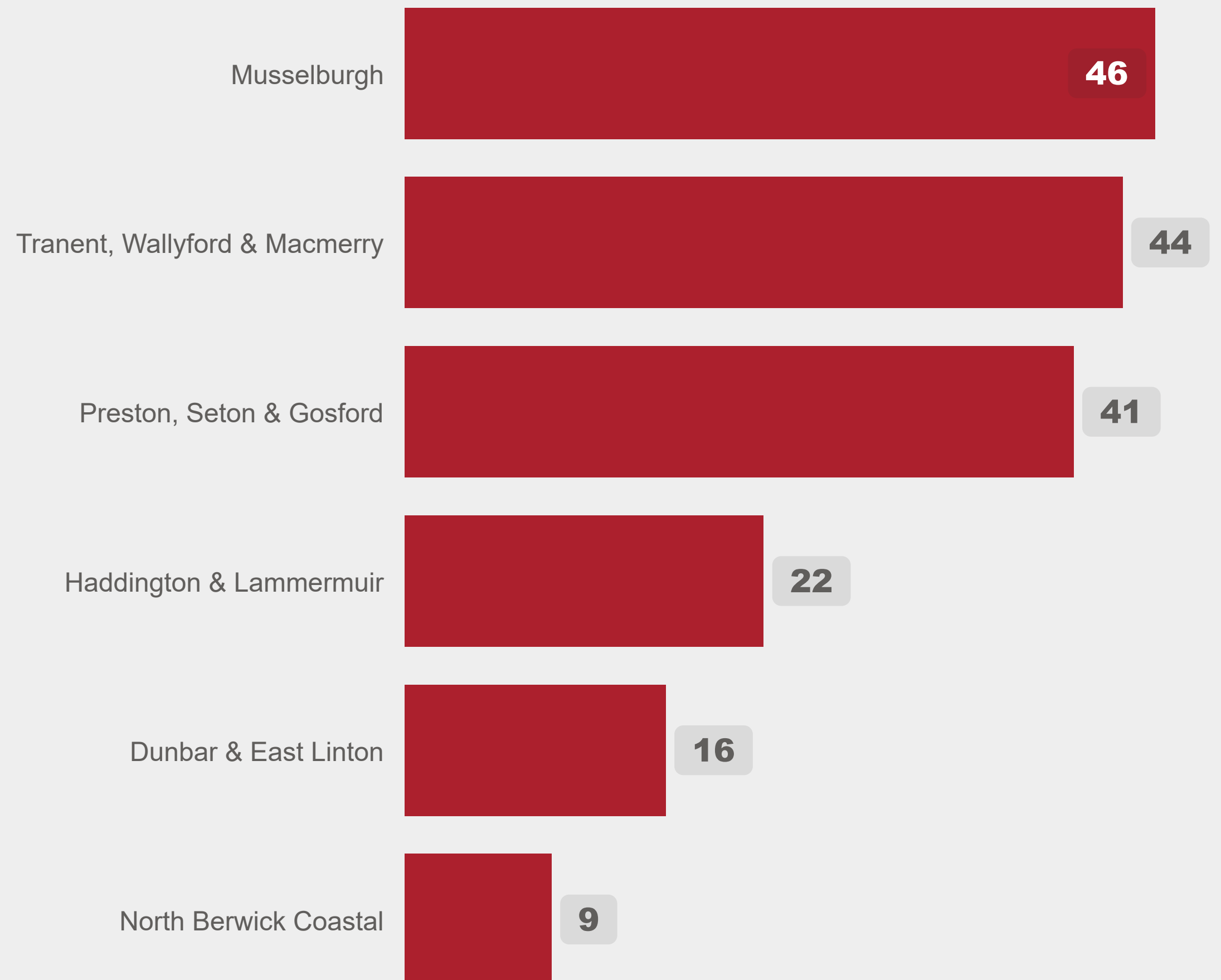
## 10. Home Fire Safety Visits

2025-26 Q1 & Q2

### HFSVs by Ward

# 178

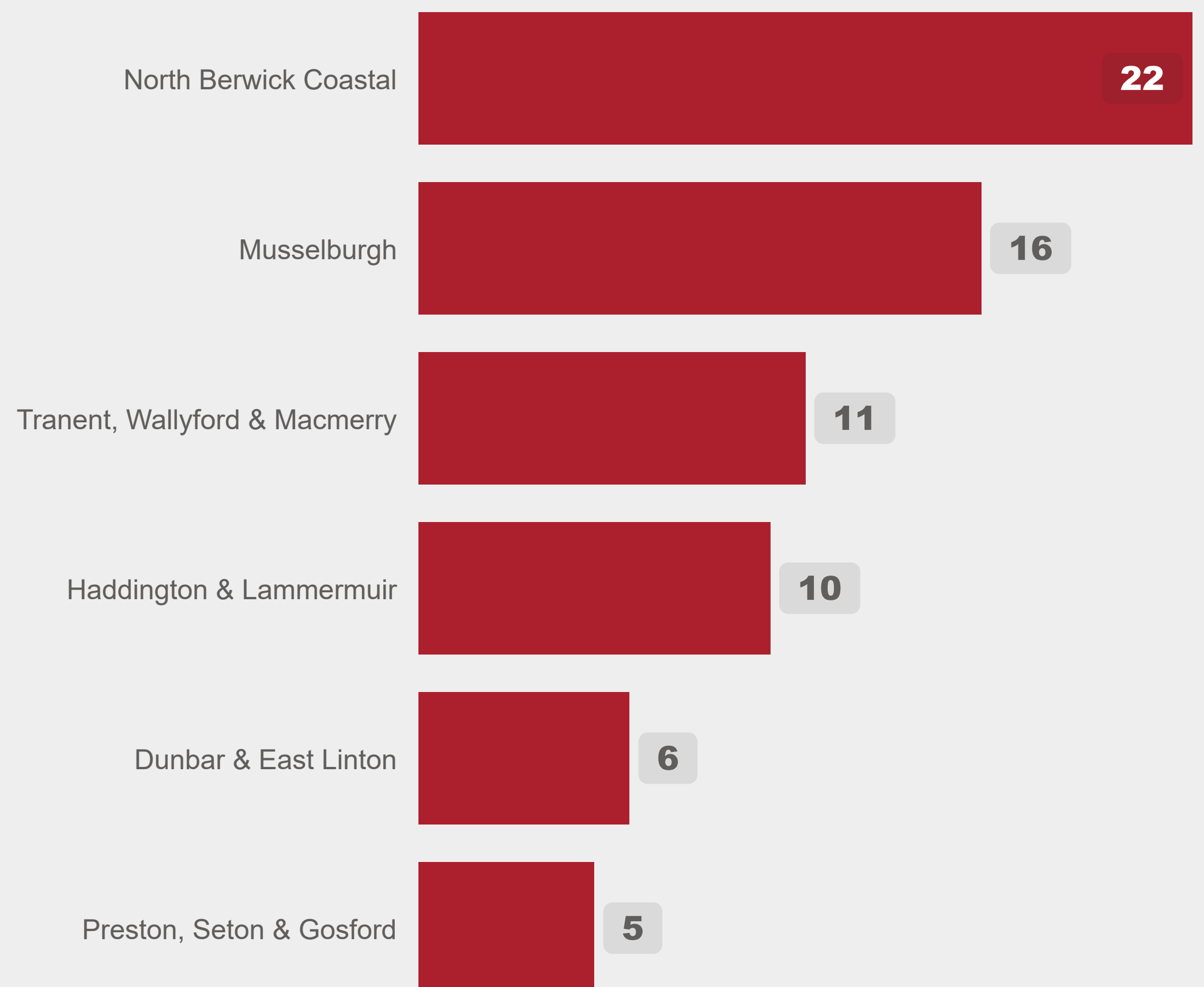
**Home Fire  
Safety Visits**



## 11. Fire Safety Enforcement

Job Type	Count
Audit	70
Consultation	2
Specific Visit	2

### Audits by Ward



Section 10 & 11 of the report details both the numbers of HFSVs and Fire Safety Audits of relevant premises conducted by SFRS staff over the reporting period. The figure of 178 HFSVs is a reduction from 285 from the comparable reporting period within 2024-25, however also reflects the change in approach SFRS has taken nationally to a more targeted approach, only visiting high risk households.

Our Audit figures indicate a 6% increase from 2024-25 (66) and also reflect the work undertaken by Enforcement Officers to assist the Local Authority with short term let applications. During this reporting period SFRS have also carried out thematic audits at Local Authority buildings to ensure that legislative requirements are being met.

Over the reporting period our Community Action Team (CAT) have been focused on several areas with regards to Community Safety:

### **Youth Engagement**

CAT have worked with Youth Services, Education and the Community Police Officer at the Port Seton Centre & Ross High to educate Anti-Social behavior candidates with Fire Safety. We will continue to support local schools with both formal fire safety engagement as well as more informal guidance around the consequences of ASB.

The CAT hosted a Fire Skills course at Dunbar Fire Station with 10 young people from Dunbar Grammar School. Over the course the students learned essential firefighting techniques, team-building skills, and fire/water/road/CPR safety awareness in a hands-on environment with partners from Police Scotland and SAS. The experience aimed to build confidence, communication, and resilience while giving a valuable insight into the Fire and Rescue Service.

CAT also engages with the Re-charge Group in Tranent by working directly with the youth group. They are additionally involved with the Focus aspect of the program, where young people are referred by Social Services or Police to local youth groups as part of early intervention initiatives.

A local Community Firefighter has engaged, through one to ones at school, with a student from a previous Fireskills course in a mentoring capacity. This has built the students confidence which has increased their School attendance. The Community Firefighter received a 'Hero Essay' from the student which has been acknowledged and commended by SFRS.

### **Water Safety**

Through out the Summer period, the CAT has worked alongside partner agencies such as Police Scotland, RNLI, The Coast Guard and Harbour Master engaging with and giving safety advice to members of public at Dunbar Harbour.

CAT through Water Safety Scotland and Coastal Visitor meetings discuss and carry out partnership patrols of Coastlines/hot-spots in Spring/Summer months aimed at promoting Water Safety and reducing Wildfires. Coastal patrols were carried out at busy times with East Lothian Council, Police, and Ranger services targeting water safety and fire safety.

### **Other Community Work**

CAT visited holiday parks and golf courses, engaging directly with tourists/visitors to provide driver safety information. Educational materials, including posters, leaflets, and bracelets were distributed to reinforce the campaign's key messages. These materials were developed in partnership with ROSPA (The Royal Society for the Prevention of Accidents) and designed to be accessible and informative for international visitors unfamiliar with local driving laws.

The CAT organised a joint driver safety initiative with Police Scotland at Strawberry Corner Garden Centre. This was specifically aimed and taylorred to older driver safety.

## 13. Glossary of Terms

### Term - What it means

#### **ADF**

Accidental Dwelling Fire.

#### **HFSV**

Home Fire Safety Visit.

#### **PDIR**

Post Domestic Incident Response, a term used to indicate actions taken following attendance at a fire or other incident in the home. PDIRs include amongst things the offer of a free follow up home fire safety visit.

#### **RTC**

Road Traffic Collision.

#### **Special Service**

Calls to incidents which are not fires or false alarms such as RTCs, rescues, flooding, incidents involving hazardous materials or the provision of assistance to other agencies.

#### **UFAS**

Unwanted Fire Alarm Signals. When an automatic fire detection and alarm system is activated as a result of anything other than an actual fire the activation is classed as a false alarm. If an attendance is made to such an event by the Scottish Fire and Rescue Service, then the event is recorded as an UFAS incident.

#### UFAS Policy Change

*In response to COVID, on the 6th May 2020, the SFRS decided to send 1 pump to UFAS premises that did not have their own Predetermined attendance (PDA).*

*As of 1st July 2023, the COVID interim 1 pump response was ended and a new UFAS policy was implemented.*

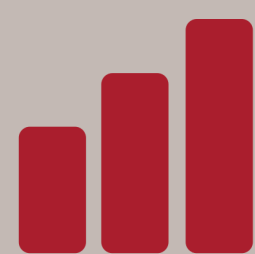
*The new policy is to call challenge all UFAS incidents with the intention of non-attendance. Hospitals, care homes, and sleeping risk premises are all exempt and receive either 2 pumps or their premise specific PDA.*



# SCOTTISH

**FIRE AND RESCUE SERVICE**

Working together for a safer Scotland



**BUSINESS  
INTELLIGENCE**

Design, figures and charts by the Business Intelligence team.